



匯聚科技有限公司 TIME Interconnect Technology Limited

(於開曼群島註冊成立之有限公司)
(Incorporated in the Cayman Islands with limited liability)

股份代號 Stock Code: 1729

2024

ANNUAL REPORT
年度報告

Connecting in
Full Spectrum



CONTENTS

目錄

| | | |
|---|--------------|-----|
| Group Profile | 集團簡介 | 2 |
| Corporate Information | 公司資料 | 3 |
| Financial Highlights | 財務摘要 | 4 |
| Chairman's Statement | 主席報告 | 5 |
| Management Discussion and Analysis | 管理層討論及分析 | 8 |
| Biographical Details of The Directors and Senior Management | 董事及高級管理層履歷詳情 | 27 |
| Director's Report | 董事會報告 | 31 |
| Corporate Governance Report | 企業管治報告 | 43 |
| Environmental, Social and Governance Report | 環境、社會及管治報告 | 59 |
| Independent Auditor's Report | 獨立核數師報告 | 95 |
| Consolidated Statement of Profit or Loss and Other Comprehensive Income | 綜合損益及其他全面收益表 | 99 |
| Consolidated Statement of Financial Position | 綜合財務狀況表 | 100 |
| Consolidated Statement of Changes in Equity | 綜合權益變動表 | 101 |
| Consolidated Statement of Cash Flows | 綜合現金流量表 | 103 |
| Notes to the Consolidated Financial Statements | 綜合財務報表附註 | 105 |
| Financial Summary | 財務概要 | 172 |

GROUP PROFILE

集團簡介

Time Interconnect Technology Limited (the “**Company**”, together with its subsidiaries, the “**Group**”) is a well-established supplier of customised interconnect solutions with over 30 years’ experience in the industry. The Group is headquartered in Hong Kong, and has manufacturing facilities in Shanghai, Suzhou, Jiangxi and Huizhou, the People’s Republic of China (“**PRC**”), Japan and Mexico.

The Group currently manufactures and supplies a wide variety of copper & optical fiber cable assemblies, digital cable products, medical products and servers which are produced to the specifications and designs of its individual customer partners. Its products are used by a number of established PRC and international customers in a variety of market sectors, including telecommunication, data centre, industrial equipment, medical equipment, automotive wire harness, digital cable and server.

Its business features on customised cable and server products for a variety of specifications which are used in a wide range of applications. The Group supplies cable and server products on a Contract Manufacturing Services (CMS) basis, and its cable and server products are made-to-order, upon receipt of its customers’ orders.

VISION

To be a leading provider of interconnect products, continually recognised as a “Preferred Supplier” capable of delivering world class quality, products and services – EACH and EVERY TIME.

STRATEGY

To become a Tier-1 supplier of cable products and high performance interconnect products to the market leaders in the telecommunication, data communication, healthcare, automotive, and industrial sectors, while continuously expanding its product range to meet evolving market demands.

COMPETITIVE STRENGTHS

匯聚科技有限公司（「**本公司**」，連同其附屬公司統稱「**本集團**」）是一家信譽卓著的定制電線互連方案供應商，在行業擁有超過30年經驗。本集團的總部設於香港，並於中華人民共和國（「**中國**」）上海、蘇州、江西及惠州，以及日本及墨西哥擁有生產設施。

本集團目前製造及供應各種銅纜和光纜電線組件、數字電線產品、醫療產品及服務器，產品均根據個別客戶夥伴的詳述規格及設計而生產。產品已使用在包括電訊、數據中心、工業設備、醫療設備、汽車配線、數字電線及服務器在內的各種市場領域，均受不少商譽優良的中國及國際客戶所採用。

其業務特點為定制電線及服務器產品，適用於廣泛應用中的各種規格。本集團按合約生產服務(CMS)基準供應電線及服務器產品，而其電線及服務器產品在收到客戶訂單後定制生產。

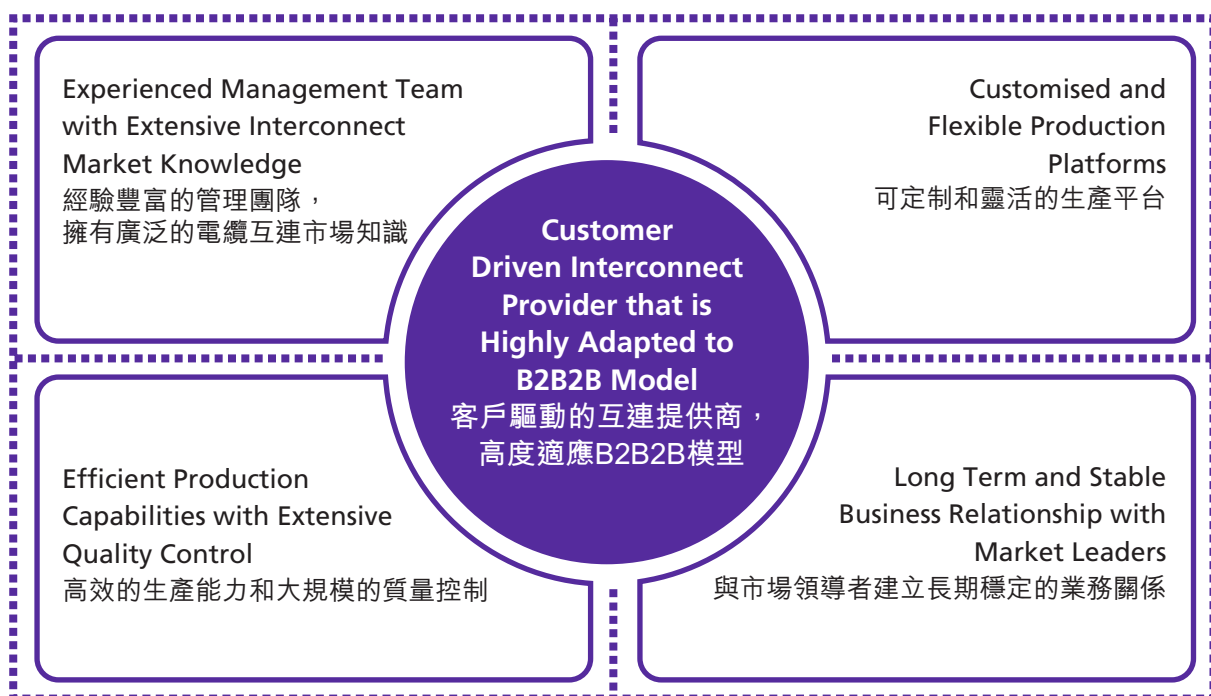
願景

成為互連產品的領先供應商，持續被公認為「優選供應商」，具備提供世界一流的品質、產品和服務的實力。

策略

成為電訊、數據通訊、醫療保健、汽車及工業領域的市場領導者之電線產品和高性能互連產品的一級供應商，同時繼續擴展其產品範圍，以滿足不斷變化的市場需求。

競爭優勢



CORPORATE INFORMATION

公司資料

BOARD OF DIRECTORS

Executive Directors:

Mr. Cua Tin Yin Simon (Chief Executive Officer)
Mr. Wong Chi Kuen

Non-executive Director:

Ms. Wang Laichun (Chairperson)

Independent non-executive Directors:

Mr. Ho Hin Shun
Mr. Luk Wai Shing
Mr. Chan Chung Shun Eric

BOARD COMMITTEES

Audit Committee

Mr. Chan Chung Shun Eric (Chairman)
Mr. Ho Hin Shun
Mr. Luk Wai Shing

Remuneration Committee

Mr. Ho Hin Shun (Chairman)
Mr. Wong Chi Kuen
Mr. Luk Wai Shing
Mr. Chan Chung Shun Eric

Nomination Committee

Mr. Luk Wai Shing (Chairman)
Mr. Cua Tin Yin Simon (appointed on 28 March 2025)
Mr. Wong Chi Kuen
Mr. Ho Hin Shun
Mr. Chan Chung Shun Eric

COMPANY SECRETARY

Ms. Ng Hoi Ying

AUTHORISED REPRESENTATIVES

Mr. Wong Chi Kuen
Ms. Ng Hoi Ying

COMPLIANCE ADVISER

Frontpage Capital Limited
26/F, Siu On Centre, 188 Lockhart Road, Wan Chai, Hong Kong

AUDITOR

BDO Limited
Certified Public Accountants
25th Floor, Wing On Centre, 111 Connaught Road Central, Hong Kong

LEGAL ADVISERS AS TO HONG KONG LAWS

CFN Lawyers
Room Nos. 4101-04, 41/F, Sun Hung Kai Centre, 30 Harbour Road, Wan Chai, Hong Kong

REGISTERED OFFICE IN THE CAYMAN ISLANDS

Windward 3, Regatta Office Park
PO Box 1350, Grand Cayman KY1-1108, Cayman Islands

HEAD OFFICE AND PRINCIPAL OFFICE OF BUSINESS IN HONG KONG

Units 213-221, 2/F, Building 5E, 5 Science Park East Avenue,
Hong Kong Science Park, Shatin, Hong Kong

PRINCIPAL SHARE REGISTRAR AND TRANSFER OFFICE IN CAYMAN ISLANDS

Ocorian Trust (Cayman) Limited
Windward 3, Regatta Office Park
PO Box 1350, Grand Cayman KY1-1108, Cayman Islands

BRANCH SHARE REGISTRAR AND TRANSFER OFFICE IN HONG KONG

Tricor Investor Services Limited
17/F, Far East Finance Centre, 16 Harcourt Road, Hong Kong

PRINCIPAL BANKS

United Overseas Bank Limited
China CITIC Bank International Limited
Australia and New Zealand Banking Group Limited
Banco Santander, S.A.
Fubon Bank (Hong Kong) Limited
Bank of Communications Co., Ltd.
China Construction Bank Corporation
Agricultural Bank of China Limited
Bank of China Limited
China Merchants Bank Co., Ltd.
Industrial and Commercial Bank of China Limited

COMPANY'S WEBSITE

www.time-interconnect.com

STOCK CODE

1729

董事會

執行董事：

柯天然先生 (行政總裁)
黃志權先生

非執行董事：

王來春女士 (主席)

獨立非執行董事：

何顯信先生
陸偉成先生
陳忠信先生

董事委員會

審核委員會

陳忠信先生 (主席)
何顯信先生
陸偉成先生

薪酬委員會

何顯信先生 (主席)
黃志權先生
陸偉成先生
陳忠信先生

提名委員會

陸偉成先生 (主席)
柯天然先生 (於2025年3月28日委任)
黃志權先生
何顯信先生
陳忠信先生

公司秘書

吳愷盈女士

授權代表

黃志權先生
吳愷盈女士

合規顧問

富比資本有限公司
香港灣仔駱克道188號兆安中心26樓

核數師

香港立信德豪會計師事務所有限公司
執業會計師
香港干諾道中111號永安中心25樓

有關香港法律的法律顧問

陳馮吳律師事務所
香港灣仔港灣道30號新鴻基中心41樓4101-04室

開曼群島註冊辦事處

Windward 3, Regatta Office Park
PO Box 1350, Grand Cayman KY1-1108, Cayman Islands

香港總辦事處及主要營業地點

香港沙田香港科學園
科技大道東5號5E大樓2樓213-221室

開曼群島股份過戶登記總處

Ocorian Trust (Cayman) Limited
Windward 3, Regatta Office Park
PO Box 1350, Grand Cayman KY1-1108, Cayman Islands

香港股份過戶登記分處

卓佳證券登記有限公司
香港夏慤道16號遠東金融中心17樓

主要往來銀行

大華銀行有限公司
中信銀行 (國際) 有限公司
澳新銀行集團有限公司
桑坦德銀行
富邦銀行 (香港) 有限公司
交通銀行股份有限公司
中國建設銀行股份有限公司
中國農業銀行股份有限公司
中國銀行股份有限公司
招商銀行股份有限公司
中國工商銀行股份有限公司

公司網站

www.time-interconnect.com

股份代號

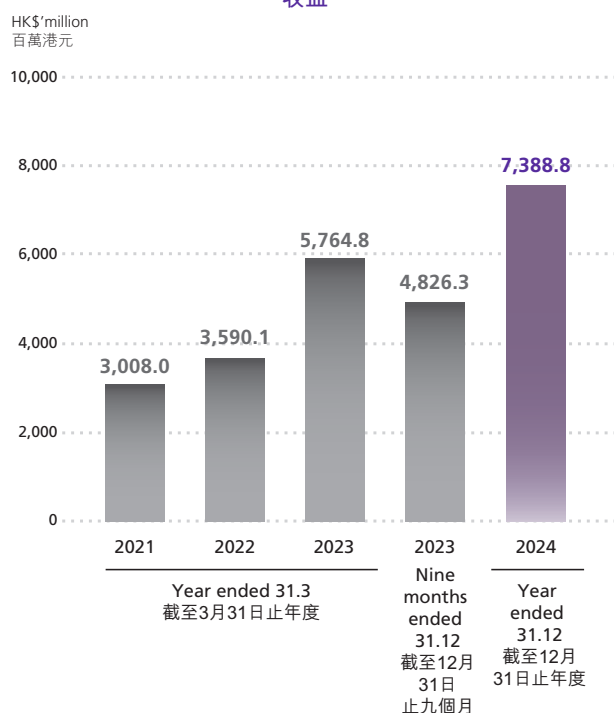
1729

FINANCIAL HIGHLIGHTS

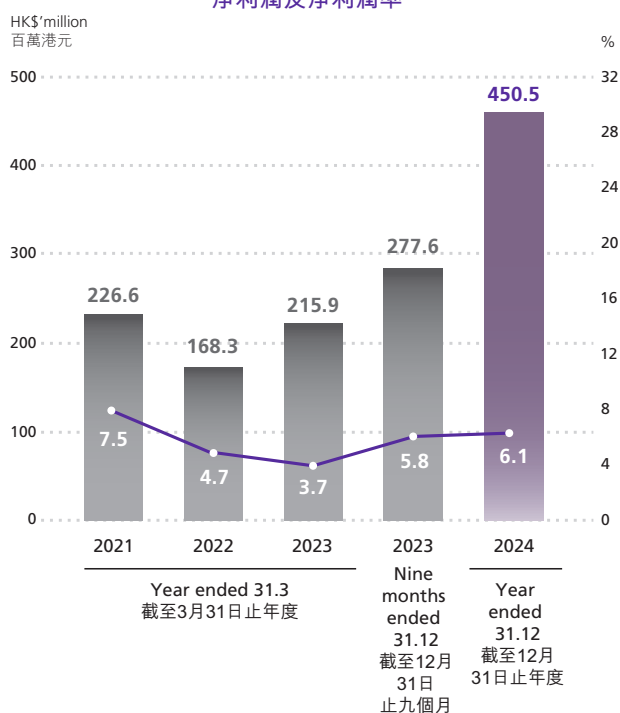
財務摘要

| | | Year ended 31.12.2024 截至2024年 12月31日 止年度 | Nine months ended 31.12.2023 截至2023年 12月31日 止九個月 | Change 變動 |
|--|--------------------|--|---|--------------|
| Operating results (HK\$'million) | 經營業績 (百萬港元) | | | |
| Revenue | 收益 | 7,388.8 | 4,826.3 | 53.1% |
| Gross profit | 毛利 | 1,078.6 | 679.9 | 58.6% |
| Profit for the year/period | 年／期內溢利 | 450.5 | 277.6 | 62.3% |
| Adjusted profit for the year/period | 經調整年／期內溢利 | 452.6 | 277.6 | 63.0% |
| Basic earnings per share (Hong Kong cents) | 每股基本盈利 (港仙) | 23.2 | 14.2 | 63.4% |
| Adjusted basic earnings per share (Hong Kong cents) | 經調整每股基本盈利 (港仙) | 23.3 | 14.2 | 64.1% |
| Financial position (HK\$'million) | 財務狀況 (百萬港元) | | | |
| Cash generated from operations | 經營產生的現金 | 1,135.2 | 1,055.7 | 7.5% |
| Bank balances and cash | 銀行結餘及現金 | 425.8 | 338.0 | 26.0% |
| Shareholders' funds | 股東資金 | 1,766.2 | 1,361.2 | 29.8% |
| Capital expenditure | 資本開支 | 179.7 | 80.5 | 123.2% |
| Key ratios (%) | 主要比率(%) | | | |
| Gross profit margin | 毛利率 | 14.6 | 14.1 | 0.5 pts |
| Net profit margin | 淨利潤率 | 6.1 | 5.8 | 0.3 pts |
| Adjusted net profit margin | 經調整淨利潤率 | 6.1 | 5.8 | 0.3 pts |
| EBITDA/Revenue | EBITDA／收益 | 9.6 | 10.5 | -0.9 pts |
| Adjusted EBITDA/Revenue | 經調整EBITDA／收益 | 9.6 | 10.5 | -0.9 pts |
| Return on shareholders' funds | 股東資金回報 | 25.5 | 20.4 | 5.1 pts |

Revenue
收益



Net profit and Net profit margin
淨利潤及淨利潤率



CHAIRMAN'S STATEMENT

主席報告

Dear Shareholders,

On behalf of the board (the “**Board**”) of directors of the Company (the “**Directors**”), I am pleased to present to you the annual report of TIME Interconnect Technology Limited (and together with its subsidiaries) for the twelve months ended 31 December 2024 (the “**Current Year**” or “**FY2024**”). During the Current Year, economic growth pace has been slowed due to various short-term and long-term factors, including still-high borrowing costs, reduced fiscal support, and geopolitical factors. Cyclical imbalances are gradually resolving, and major economies are aligning with potential levels. Global disinflation momentum has slowed, with goods prices stabilizing or declining, but services inflation remains high. Consequently, some central banks have postponed policy easing, increasing pressure on public finances, particularly in countries with high debt costs and significant refinancing needs.

On the other hand, the rapid emergence of artificial intelligence (“**AI**”) since last year has significantly increased the demand for semiconductors and electronics. This surge has continued to drive the growth and development of the Group’s server and data centre business. Furthermore, the Group’s strategic expansion of its cable business into the medical equipment sector has begun to deliver positive results. The establishment of two new plants last year, Time Interconnect Technology (Kunshan) Limited (“**Time Kunshan**”) and Time Interconnect Technology (Jiangxi) Limited (“**Time Jiangxi**”), has further enhanced the Group’s overall revenue growth and profitability.

Moreover, the Group has continued to invest in the medical and health industry, completing two investments in July 2024. A company based in Japan that is engaged in the developing, manufacturing and selling of electronic medical instruments and other medical equipment and devices, with proven operating history of over 30 years. Another company in UK develops wearable haptics technology that applied in Digital Health and Fitness within the Spatial computing. The Group believes that these two investments will allow us to leverage their extensive expertise, creating synergies in R&D, manufacturing, and global market expansion for medical products. This move also offers an opportunity to expand the product range for existing major customers and enter new business sectors, diversifying the Group’s business portfolio.

致各股東：

本人欣然代表本公司董事（「**董事**」）會（「**董事會**」）向閣下呈列匯聚科技有限公司（連同其附屬公司）截至2024年12月31日止十二個月（「**本年度**」或「**2024財政年度**」）的年報。於本年度，由於借貸成本依然偏高、財政支持縮減，以及地緣政治等多項短期及長期因素影響，經濟增長步伐有所放緩。週期性失衡的情況正在逐步緩解，主要經濟體的增長亦逐漸貼近潛在水平。隨著貨品價格趨於穩定或下跌，但服務業通脹維持偏高，全球通脹放緩的勢頭已減弱。因此，部分央行推遲放寬政策，導致公共財政壓力加劇，特別是債務成本高企及再融資需求龐大的國家。

另一方面，自去年以來，人工智能（「**AI**」）急速興起，顯著提高半導體和電子產品的需求。該需求急增持續推動本集團服務器及數據中心業務的增長及發展。此外，本集團把電線業務拓展至醫療設備分部的策略性擴張已開始取得正面成果。去年成立的兩座新廠房匯聚智能科技（昆山）有限公司（「**昆山匯聚**」）及江西匯聚精密工業有限公司（「**江西匯聚**」）已進一步提高本集團收益的整體增長和盈利能力。

此外，本集團持續投資於醫療及保健行業，於2024年7月完成兩項投資。位於日本的一間從事開發、生產及銷售電子醫療儀器及其他醫療設備及器材業務的公司，擁有超過30年的經營歷史。而位於英國的另一間開發可穿戴觸控技術的公司，應用於空間運算的數據健康及體適能方面。本集團相信，該兩項投資將有助本公司善用其豐富專業知識，在醫療產品的研發、製造和全球市場擴張方面產生協同效應。此舉亦為本集團提供機會，拓展現有主要客戶的產品範圍，亦能進軍新業務分部，從而使本集團之業務組合更趨多元化。

CHAIRMAN'S STATEMENT (CONT'D)

主席報告(續)

FINANCIAL REVIEW

During the Current Year, the Group recorded revenue amounting to HK\$7,388.8 million, represented an increase of HK\$2,562.5 million or 53.1% as compared with HK\$4,826.3 million for the nine months ended 31 December 2023 (the **"Previous Financial Period"**). The increase was partly as a result of the Current Year covered 12-month period as compared with 9-month period of the Previous Financial Period. The Group has changed its financial year end from 31 March to 31 December in order to align with the Luxshare Precision Industry Co., Ltd (**"Luxshare Precision Industry"**) and its subsidiaries excluding the Group (collectively the **"Luxshare Group"**).

The Group recorded an increase of HK\$398.7 million or 58.6% in gross profit to HK\$1,078.6 million for Current Year as compared to HK\$679.9 million recorded for the Previous Financial Period. The gross profit margin increased from approximately 14.1% for the Previous Financial Period to approximately 14.6% for the Current Year. The increase of gross profit was mainly attributable to the revenue growth in data centre, medical equipment and digital cable. During the Current Year, the operating profit was HK\$623.6 million, represented an increase of HK\$190.2 million or 43.9%, as compared with HK\$433.4 million for the Previous Financial Period, with the operating profit margin slightly dropped 0.6% from 9.0% to 8.4% for the Current Year. Net profit of the Current Year was HK\$450.5 million, represented an increase of HK\$172.9 million or 62.3%, as compared with HK\$277.6 million for the Previous Financial Period, with the net profit margin raised from 5.8% for the Previous Financial Period to 6.1% for the Current Year.

After considered the Group's short-medium term financial needs and its cash on hand, the Board has proposed to recommend to the Shareholders the payment of a final dividend in respect of year ended 31 December 2024 of HK1.3 cents (the nine months ended 31 December 2023: HK0.7 cents) per share, amounting to a total of approximately HK\$25.3 million.

OUTLOOK

Looking ahead, the global economic outlook hinges on countries' fiscal and monetary policies, the degree of geo-economic division, and the implementation of structural reforms. As inflation stabilizes, policy focus might shift from tight monetary to tight fiscal measures. However, obstacles to disinflation, such as surging commodity prices or geopolitical tensions, could prevent central banks from easing monetary policy, impacting fiscal stability and the financial system. Rising protectionism increases trade friction, and social tensions could lead to instability, undermining market confidence and delaying reforms. Despite the challenges and difficulties in the macro-economic environment, we remain confident in the continued growth of the Group's business.

財務回顧

於本年度，本集團錄得的收益為7,388.8百萬港元，較截至2023年12月31日止九個月（「上一個財政期間」）的4,826.3百萬港元增加2,562.5百萬港元或53.1%。該增加的部分原因是本年度涵蓋十二個月期間，而上一個財政期間則涵蓋九個月期間。為配合立訊精密工業股份有限公司（「立訊精密工業」）及其附屬公司（不包括本集團）（統稱「立訊集團」），本集團已將其財政年度結束日期從3月31日更改為12月31日。

本集團於本年度錄得毛利1,078.6百萬港元，較上一個財政期間錄得的679.9百萬港元增加398.7百萬港元或58.6%。毛利率由上一個財政期間約14.1%增加至本年度約14.6%。毛利增加乃主要歸因於數據中心、醫療設備及數字電線的收益增加。於本年度，經營溢利為623.6百萬港元，較上一個財政期間的433.4百萬港元增加190.2百萬港元或43.9%，而本年度的經營利潤率則由9.0%輕微下跌0.6%至8.4%。本年度的淨利潤為450.5百萬港元，較上一個財政期間的277.6百萬港元增加172.9百萬港元或62.3%，而本年度的淨利潤率則由上一個財政期間的5.8%上升至本年度的6.1%。

經考慮本集團的中短期財務需求及手頭現金後，董事會建議向股東派付截至2024年12月31日止年度末期股息每股1.3港仙（截至2023年12月31日止九個月：0.7港仙），總額約為25.3百萬港元。

展望

展望未來，全球經濟前景取決於各國的財政及貨幣政策、地緣經濟分化的程度及結構性改革的落實情況。隨著通脹趨於穩定，政策重點可能會從緊縮貨幣措施轉向緊縮財政措施。然而，大宗商品價格飆升或地緣政治緊張局勢等，通脹放緩的障礙可能導致各國央行無法放寬貨幣政策，從而影響財政穩定和金融體系。保護主義升溫加劇貿易磨擦，社會對立緊張亦可能引發動盪，繼而削弱市場信心並減慢改革步伐。儘管本集團面對宏觀經濟環境中的有關挑戰及困難，本集團仍對業務持續增長充滿信心。

CHAIRMAN'S STATEMENT (CONT'D)

主席報告(續)

The Group is actively seeking various investment opportunities to diversify its business into other countries in order to mitigate the business risks and enhance resilience in an unpredictable global landscape. With the support of Luxshare Precision Industry, Time Interconnect Singapore Pte. Ltd. ("**Time Singapore**"), a new joint venture has been established in Singapore, which is held as to 49% by the Company and 51% by the Luxshare Precision Industry. The purpose of this joint venture is to evaluate potential investment opportunities in the overseas markets and pursue acquisition of overseas businesses. The Company believes that the strategic alliance between Luxshare Precision Industry and the Company would enable the Company to further benefit from the development and synergy in the fields of telecommunication, data communication, healthcare, automotive, and industry, in terms of products, customers, and marketing, through integration of customer and market resources as well as technologies and R&D capabilities of the Luxshare Group.

Moreover, we will continue to invest in and develop the medical equipment sector, as we believe this sector will maintain its dynamic growth pace, driven by increasing demand for healthcare and heightened health awareness. In 2024, we have set up two new liaison offices, Time Interconnect America Inc. ("**Time US**") and Time Interconnect MedTech UK Limited ("**Time UK**"), to seize more business opportunities in medical-related markets. Moving ahead, the Group believes that this sector will maintain its dynamic pace of growth, considering the arising demand from the medical equipment market. The Group will pay more attention and efforts in this sector and continue to enhance its medical equipment customers base, as well as to strengthen its R&D capabilities.

APPRECIATION

Looking ahead to 2025, the Group will continue to adhere to its professional practices and efficient operations to grow its existing businesses through continuous integration of enterprise resources and product innovation. Meanwhile, we will seize more profitable investment opportunities, to generate possible additional revenue and business diversification. We aim to consolidate and expand the Group's competitive advantages, creating long-term and high-value returns for Shareholders.

Finally, I would like to take this opportunity to express my heartfelt thanks to the Board, the management team, business partners and all staff for their contributions.

Wang Laichun
Chairman

Hong Kong, 28 March 2025

本集團正積極發掘各種投資機會，將業務多元化發展至其他國家，以減輕業務風險並加強在不可預測的全球營商環境中的抵禦能力。在立訊精密工業的支持下，一間新的合營企業 Time Interconnect Singapore Pte. Ltd. ("**Time Singapore**") 於新加坡成立，其中本公司和立訊精密工業分別持有49%股權和51%股權。成立該合營企業的目的旨在評估海外市場的潛在投資機會，並從事收購海外業務。本公司相信，立訊精密工業與本公司兩者之間的戰略合作關係可以使本公司通過整合客戶與市場資源，以及立訊集團的技術與研發能力，在產品、客戶及市場營銷方面進一步受惠於電訊、數據通訊、醫療保健、汽車及工業的發展及協同效應。

此外，本公司將繼續投資和發展醫療設備分部，因為本公司相信，在醫療保健需求日益增長和健康意識提高的推動下，該分部的增長速度將保持動力。於2024年，本公司成立兩個新的聯絡辦事處 Time Interconnect America Inc. ("**Time US**") 及 Time Interconnect MedTech UK Limited ("**Time UK**") 以把握更多醫療相關市場的商機。展望未來，考慮到醫療設備市場的需求不斷增長，本集團相信該分部將保持其動態增長速度。本集團將在此分部投放更多關注及精力，繼續擴大其醫療設備客戶群，並加強其研發能力。

致謝

展望2025年，本集團將透過持續整合企業資源及產品創新，繼續秉承專業規範及高效營運，以壯大現有業務。與此同時，我們將把握更多具盈利的投資機遇，產生潛在額外收益，達致業務多元化發展。我們旨在強化及擴大本集團的競爭優勢，從而為股東締造高價值的長期回報。

最後，本人謹此衷心感謝董事會、管理團隊、業務夥伴及全體員工所作的努力。

王來春
主席

香港，2025年3月28日

MANAGEMENT DISCUSSION AND ANALYSIS

管理層討論及分析

CHANGE OF FINANCIAL YEAR END DATE

In order to align the financial year end date of the Company with that of Luxshare Group and the principal operating subsidiaries of the Company in the People's Republic of China, the financial year end date of the Company has been changed from 31 March to 31 December in July 2023. For details, please refer to the Company's announcement dated 24 July 2023. In view of this change, the consolidated financial statements of the Group cover the twelve-month period from 1 January 2024 to 31 December 2024 and the comparative figures cover the nine-month period from 1 April 2023 to 31 December 2023. It should be noted that the financial data presented herein are being compared with that for the nine-month period ended 31 December 2023. The difference in duration of the two financial periods should be considered when making year-on-year comparisons.

BUSINESS OVERVIEW

Since the beginning of the year, the pace of economic expansion has been slow, owing to both near-term factors, such as still-high borrowing costs and withdrawal of fiscal support, and longer-term effects from weak growth in productivity and increasing geoeconomic fragmentation. Subsequently, signs have emerged that cyclical imbalances are being gradually resorbed, with economic activity in major economies better aligned with their potential. These developments may have helped bring inflation rates across countries closer together, but the momentum in global disinflation appears to have slowed in the first half of the year. Goods prices have stabilized, and some are declining, but services price inflation remains high in many countries. This has forced some central banks to delay their policy-easing plans, putting public finances under more pressure, especially in countries where debt-servicing costs are already high and refinancing needs significant.

On the other hand, emerging market and developing economies surging demand for semiconductors and electronics, driven by significant investments in AI, has bolstered growth. The sudden emergence of AI drove the growth and development of the Group's server and data centre business in 2023. The server industry set off a craze for AI servers. During the Current Year, the revenue of data centre sector and specialty cable sector have significantly increased by 53.4% and 207.8% respectively due to the upgrading of servers and the profitability was relatively improved. In addition, the Group paid more attention and efforts in the medical equipment cables business and continued to enhance its medical equipment customers base, as well as to strengthen its research and development (the "R&D") capabilities during the Current Year. Benefited from the setup of two new plants last year, Time Kunshan and Time Jiangxi, and expanded production capacity and R&D capabilities for medical equipment cables products, the revenue of medical equipment sector has also significantly increased by 216.5%. The overall profitability of cables and wires has also improved due to these sectors are carrying a better margins.

財政年度結束日變更

為使本公司的財政年度結束日與立訊集團及本公司於中華人民共和國主要經營附屬公司之財政年度結束日保持一致，本公司已於2023年7月將財政年度結束日由3月31日變更為12月31日。詳情請參閱本公司日期為2023年7月24日的公告。鑑於該變更，本集團綜合財務報表涵蓋由2024年1月1日至2024年12月31日止的十二個月期間，而比較數字則涵蓋2023年4月1日至2023年12月31日止的九個月期間。務請注意，本報告所呈列之財務資料為與截至2023年12月31日止九個月的財務資料所作之比較。於進行同比比較時，應考慮兩個財政期間時間長短之差異。

業務回顧

自年初以來，經濟擴張步伐緩慢，乃由於借貸成本居高不下及財政支持撤銷等短期因素，與生產力增長疲弱及地緣經濟割裂加劇所帶來的長遠影響所導致。其後，有跡象顯示周期性失衡正逐步消解，而主要經濟體的經濟活動更能符合其潛力。該等發展或許有助收窄各國通脹率的差距，惟今年上半年全球通脹放緩的趨勢似乎放慢。貨品價格已趨穩定，部分甚至有所下降，惟多國的服務價格通脹仍維持高企，迫使部分央行延遲推出政策寬鬆計劃，使公共財政壓力加劇，尤其是債務償還成本已高企及再融資需求龐大的國家。

另一方面，在對人工智能的重大投資驅使下，新興市場及發展中經濟體對半導體及電子零件的需求急升，亦推高增長。AI驟然興起，帶動本集團於2023年服務器的及數據中心業務的增長及發展。服務器行業燃起AI服務器的熱潮。於本年度，由於服務器升級，數據中心分部及特種線分部的收益分別大幅增長53.4%及207.8%，盈利能力相對改善。此外，本集團於本年度在醫療設備電線業務投放了更多關注及精力，並致力繼續擴大其醫療設備客戶群，以及加強其研發（「研發」）能力。受惠於昆山匯聚及江西匯聚兩座新廠房在去年建成，大大拓展醫療設備電線產品的產能及研發能力，醫療設備分部的收益亦大幅增加216.5%。由於該等分部帶動利潤率轉佳，電纜及電線的整體盈利能力亦有所改善。

MANAGEMENT DISCUSSION AND ANALYSIS (CONT'D)

管理層討論及分析(續)

Moreover, the Group completed the investment in two medical and health related companies in July 2024. One is a Japanese company, having a proven operating history of over 30 years. It has been engaged in the developing, manufacturing and selling of electronic medical instruments and other medical equipment and devices. Another one is a UK based startup company with 7 years' long professional experience in haptics and virtual reality. It has developed haptic technology that creates weight, resistance and assistive forces for users in virtual simulations. Its patented wearable haptics technology has opportunity to be applied to multiple industries, with its initial applications being in digital health and fitness within the spatial computing. It combines fitness, wellness and gaming for optimising human performance for the huge markets of games and neuromuscular recovery. The Group believes that the subscription of these two companies will allow it to leverage their extensive knowhow and bring synergy for the development of medical related products in terms of R&D, manufacturing capabilities and global market expansion. In the meantime, it will be a good opportunity for the Group to extend its product mix offered to the existing major customer and also tap into the new business sector so as to diversify the Group's business portfolio. Besides, two new liaison offices, Time US and Time UK, have been established since July 2024 and September 2024 respectively to seize more business opportunities in medical-related markets.

Besides, although factors such as the divergences between countries, war, high interest rates, strong US dollar and high inflation are remaining exist, overseas orders for networking cable sector continued to improve. The revenue of networking cable sector has increased by 49.6% during the Current Year. The rise in copper price indicated that market demand is continuing to increase. However, for the server sector, after a peak of new products shipments at the end of last year, there was a shortage of key components supply in the first half of year, the Group worked very hard to find all the business solutions to cope with this situation. Finally, the supply of these key components has been resolved and the production has been resumed immediately. The revenue of server sector has been resumed in the second half of year, and has increased by 42.9% during the Current Year.

During the Current Year, the average copper price was USD9,147 per ton, represented an increase of 9.9% as compared with USD8,324 for the Previous Financial Period. Based on the existing quotation mechanism that the Group has been using with its customers, the selling price will be automatically adjusted with the price of copper, which means the impact of the copper price fluctuation has been directly passed through to its customers. Although the amount of gross profit of the orders has not been affected by such copper price, the gross profit margin has been changed accordingly.

Meanwhile, central banks continued to maintain high interest rate policy, causing the US dollars exchange rate to remain at a high level. During the Current Year, the average foreign currency exchange rate from converting Renminbi into Hong Kong dollars was 2.8% lower than the Previous Financial Period. The Renminbi revenue converted into Hong Kong dollars decreased by HK\$118.0 million, represented 1.6% of the Group's revenue. Furthermore, the closing rate of Renminbi converting into Hong Kong dollars as at 31 December 2024 was 2.1% lower than the one as at 31 December 2023, which created an exchange loss from RMB receivable and USD payable.

此外，本集團已於2024年7月完成投資兩間醫療及保健相關公司。一間為具備逾30年良好營運紀錄的日本公司。其從事開發、生產及銷售電子醫療儀器以及其他醫療設備及器材的業務。另一間為總部設於英國的初創企業，於觸控及虛擬實境技術方面擁有長達7年的專業經驗。其已開發能為用戶於虛擬仿真場景中創造重量、抵抗力及助力的觸控科技。其已獲專利權的穿戴式觸控科技有機會應用於多個行業，而其最初則應用於空間運算內的數據健康及體適能方面。該項科技結合體適能、健康及遊戲，以改善龐大遊戲市場的人體表現及神經肌肉復元。本集團認為，認購該兩間公司將可憑藉其廣泛知識，就醫療相關產品於研發、生產能力及全球市場擴展方面的發展帶來協同效應。與此同時，這將為本集團拓展其提供予現有主要客戶之產品組合之良機，亦能進軍新業務分部，從而使本集團之業務組合更趨多元化。此外，兩個新的聯絡辦事處Time US及Time UK已分別自2024年7月起及2024年9月起成立，以抓住更多醫療相關市場的商機。

此外，雖然不同國家之間的分歧、戰爭、利率高企、美元走強及通脹偏高等因素仍然存在，但網絡電線分部的海外訂單持續改善。於本年度，網絡電線分部的收益增加49.6%。銅價上漲反映市場需求持續上升。然而，服務器分部方面，在經歷了去年底新產品出貨高峰後，上半年卻出現了關鍵零件供應不足的情況，本集團竭盡全力尋找各種業務解決方案來應對該情況。最終該等關鍵零件的供應問題得到解決，並隨即恢復生產。服務器分部收益自下半年開始恢復，於本年度增長42.9%。

於本年度，平均銅價為每噸9,147美元，較上一個財政期間的8,324美元上漲9.9%。根據本集團一直以來與其客戶採用的現行報價機制，售價將按銅價自動調整，即銅價波動的影響已直接轉嫁予其客戶。雖然訂單的毛利金額並未受到有關銅價影響，但毛利率已因此而變更。

與此同時，多國央行持續維持高利率政策，導致美元匯率維持於偏高水平。於本年度，人民幣兌港元的平均匯率較上一個財政期間下跌2.8%。換算為港元的人民幣收益減少118.0百萬港元，佔本集團收益的1.6%。此外，人民幣兌港元於2024年12月31日的收市匯率較於2023年12月31日的匯率下跌2.1%，導致應收人民幣款項及應付美元款項產生匯兌虧損。

MANAGEMENT DISCUSSION AND ANALYSIS (CONT'D)

管理層討論及分析(續)

For the Current Year, the Group recorded revenue amounting to HK\$7,388.8 million, represented an increase of HK\$2,562.5 million or 53.1% as compared with HK\$4,826.3 million for the Previous Financial Period. The increase was mainly attributable to the increase of revenue from medical equipment, data centre, networking cable, specialty cable and server sectors. Operating profit for the Current Year was HK\$623.6 million, represented an increase of HK\$190.2 million or 43.9%, as compared with HK\$433.4 million for the Previous Financial Period. The increase of operating profit was mainly attributable to higher revenue from medical equipment, data centre and specialty cable sectors with all three market sectors having better profit margin. Net profit of the Current Year was HK\$450.5 million, represented an increase of HK\$172.9 million or 62.3%, as compared with HK\$277.6 million for the Previous Financial Period, with the net profit margin slightly raised from 5.8% to 6.1% for the Current Year.

於本年度，本集團錄得的收益為7,388.8百萬港元，較上一個財政期間的4,826.3百萬港元增加2,562.5百萬港元或53.1%。該增加乃主要歸因於醫療設備、數據中心、數字電線、特種線及服務器分部的收益增加。本年度的經營溢利為623.6百萬港元，較上一個財政期間的433.4百萬港元增加190.2百萬港元或43.9%。經營溢利增加乃主要歸因於醫療設備、數據中心及特種線分部的收益上升，而三個市場分部全皆具有較佳利潤率。本年度的淨利潤為450.5百萬港元，較上一個財政期間的277.6百萬港元增加172.9百萬港元或62.3%，而本年度的淨利潤率則由5.8%輕微上升至6.1%。

RESULTS OF OPERATIONS

Financial Overview

經營業績

財務回顧

| | | Year ended 31.12.2024 截至2024年 12月31日 止年度 HK\$'million 百萬港元 | Nine months ended 31.12.2023 截至2023年 12月31日 止九個月 HK\$'million 百萬港元 | Change 變動 HK\$'million 百萬港元 |
|--|------------------|--|---|--------------------------------------|
| Revenue | 收益 | 7,388.8 | 4,826.3 | 2,562.5 |
| Gross profit | 毛利 | 1,078.6 | 679.9 | 398.7 |
| Gross profit margin | 毛利率 | 14.6% | 14.1% | |
| Other income and other gains and losses | 其他收入及其他收益及 虧損 | 52.2 | 21.8 | 30.4 |
| Total operating expenses | 經營開支總額 | (507.2) | (268.3) | (238.9) |
| Total operating expenses as a percentage of revenue | 經營開支總額佔收益 百分比 | 6.9% | 5.6% | |
| Operating profit | 經營溢利 | 623.6 | 433.4 | 190.2 |
| Operating profit margin | 經營利潤率 | 8.4% | 9.0% | |
| Share of associated companies' result | 分佔聯營公司的業績 | (0.6) | – | (0.6) |
| Loss on revaluation of land and buildings | 土地及樓宇重估虧損 | (11.9) | (2.4) | (9.5) |
| Gain on bargain purchase | 議價購買收益 | 0.4 | – | 0.4 |
| Professional fee for acquisition | 收購專業費用 | (2.5) | – | (2.5) |
| Finance costs | 融資成本 | (73.3) | (88.6) | 15.3 |
| Profit before taxation | 除稅前溢利 | 535.7 | 342.4 | 193.3 |
| Taxation | 稅項 | (85.2) | (64.8) | (20.4) |
| Effective tax rate | 實際稅率 | 15.9% | 18.9% | |
| Profit for the year/period | 年／期內溢利 | 450.5 | 277.6 | 172.9 |
| Net profit margin | 淨利潤率 | 6.1% | 5.8% | |
| Adjusted profit for the year/period | 經調整年／期內溢利 | 452.6 | 277.6 | 175.0 |
| Adjusted net profit margin | 經調整淨利潤率 | 6.1% | 5.8% | |

MANAGEMENT DISCUSSION AND ANALYSIS (CONT'D)

管理層討論及分析(續)

Revenue

During the Current Year, copper price has increased 9.9% from the average copper price USD8,324 per ton to USD9,147 per ton compared with the Previous Financial Period. Based on the existing quotation mechanism that the Group has been using with its customers, the selling price will be automatically adjusted to account for the price of copper, resulting in the impact of the copper price fluctuation being directly passed through to its customers. As such, the copper price impact was approximately HK\$65.0 million, which represented 0.9% of the Group's revenue. On the other hand, RMB depreciation lead to a reduction in revenue. During the Current Year, the average foreign currency exchange rate for conversion of Renminbi into Hong Kong dollars was 2.8% lower than the Previous Financial Period. The Renminbi revenue converted into Hong Kong dollars decreased by HK\$118.0 million, represented 1.6% of the Group's revenue. The Group's revenue for the Current Year increased by HK\$2,562.5 million or 53.1% to HK\$7,388.8 million from HK\$4,826.3 million in the Previous Financial Period. The increase in revenue was mainly attributable to the increase from medical equipment, data centre, networking cable, specialty cable and server sectors.

收益

於本年度，銅價較上一個財政期間上漲9.9%，平均銅價由每噸8,324美元升至每噸9,147美元。根據本集團向來與其客戶採用的現行報價機制，售價將按銅價自動調整，即銅價波動的影響將直接轉嫁予其客戶。因此，銅價的影響約為65.0百萬港元，佔本集團收益的0.9%。另一方面，人民幣貶值亦導致收益減少。於本年度，人民幣兌港元的平均匯率較上一個財政期間下跌2.8%。換算為港元的人民幣收益減少118.0百萬港元，佔本集團收益的1.6%。本集團於本年度的收益由上一個財政期間的4,826.3百萬港元增加2,562.5百萬港元或53.1%至7,388.8百萬港元。該增加乃主要歸因於醫療設備、數據中心、數字電線、特種線及服務器分部的收益增加。

| Market Sector | 市場分部 | Year ended 31.12.2024 截至2024年 12月31日止年度 | | Nine months ended 31.12.2023 截至2023年 12月31日止九個月 | | Change | |
|-----------------------|-------------|--|---------------|--|---------------|----------------------|--------------|
| | | HK\$'million 百萬港元 | % | HK\$'million 百萬港元 | % | HK\$'million 百萬港元 | % |
| Cable assembly | 電線組件 | | | | | | |
| Data centre | 數據中心 | 1,213.5 | 16.4% | 791.0 | 16.4% | 422.5 | 53.4% |
| Telecommunication | 電訊 | 566.8 | 7.7% | 555.4 | 11.5% | 11.4 | 2.1% |
| Medical equipment | 醫療設備 | 816.6 | 11.1% | 258.0 | 5.3% | 558.6 | 216.5% |
| Industrial equipment | 工業設備 | 29.2 | 0.4% | 24.4 | 0.5% | 4.8 | 19.7% |
| Automotive | 汽車 | 157.7 | 2.1% | 100.4 | 2.1% | 57.3 | 57.1% |
| | | 2,783.8 | 37.7% | 1,729.2 | 35.8% | 1,054.6 | 61.0% |
| Digital cable | 數字電線 | | | | | | |
| Networking cable | 網絡電線 | 1,179.9 | 16.0% | 788.7 | 16.4% | 391.2 | 49.6% |
| Specialty cable | 特種線 | 237.0 | 3.2% | 77.0 | 1.6% | 160.0 | 207.8% |
| | | 1,416.9 | 19.2% | 865.7 | 18.0% | 551.2 | 63.7% |
| Server | 服務器 | 3,188.1 | 43.1% | 2,231.4 | 46.2% | 956.7 | 42.9% |
| Total | 總計 | 7,388.8 | 100.0% | 4,826.3 | 100.0% | 2,562.5 | 53.1% |

Data centre sector: Benefited from the emergence of AI, which drove the growth and development of the Group's data centre business. During the Current Year, the revenue of data centre sector increased by HK\$422.5 million or 53.4% to HK\$1,213.5 million for the Current Year as compared to HK\$791.0 million for the Previous Financial Period due to the upgrading of servers and the profitability was relatively improved. Orders from this sector maintained at a high shipment level during the Current Year, and remained the highest revenue sector in the cable assembly business.

數據中心分部：受惠於AI興起，帶動本集團數據中心業務的增長及發展。於本年度，由於服務器升級，數據中心分部的收益由上一個財政期間的791.0百萬港元增加422.5百萬港元或53.4%至本年度的1,213.5百萬港元，盈利能力相對改善。該分部的訂單於本年度維持於較高的出貨水平，並繼續為電線組件業務下最高收益的分部。

Telecommunication sector: It recorded an increase of revenue from HK\$555.4 million for the Previous Financial Period to HK\$566.8 million for the Current Year, represented an increase of HK\$11.4 million or 2.1%. Production capacity has been shifted to data centre sector due to its order volume increased. But better margin orders of telecommunication sector have been retained to improve the product portfolio of overall cable assembly business.

電訊分部：其錄得的收益較上一個財政期間的555.4百萬港元增加11.4百萬港元或2.1%至本年度的566.8百萬港元。由於數據中心的訂單量增加，生產產能已轉移至其分部。但電訊分部中利潤較好的訂單得以保留，以改善整體電線組件業務的產品組合。

MANAGEMENT DISCUSSION AND ANALYSIS (CONT'D)

管理層討論及分析(續)

Medical equipment sector: During the Current Year, the Group paid more attention and efforts in the medical equipment cables business and continued to enhance its medical equipment customers base, as well as to strengthen its R&D capabilities during the Current Year. Benefited from the setup of two new plants last year, Time Kunshan and Time Jiangxi, and expanded production capacity and R&D capabilities for medical equipment cables products, the revenue of medical equipment sector for the Current Year was significantly increased to HK\$816.6 million, represented an increase of HK\$558.6 million or 216.5% as compared with HK\$258.0 million for the Previous Financial Period.

Industrial equipment sector: The global economy recovered but the pace was slower than expected. The divergences between countries have continued to increase. Inflation remained high and continued to erode household purchasing power. High interest rates directly raised the cost of borrowing and constraining economic activity. The revenue of industrial equipment sector increased by HK\$4.8 million or 19.7% from HK\$24.4 million for the Previous Financial Period to HK\$29.2 million for the Current Year.

Automotive sector: The revenue of automotive sector was HK\$157.7 million for the Current Year, which compared with the revenue for the Previous Financial Period of HK\$100.4 million, represented an increase of HK\$57.3 million or 57.1%. Affected by geopolitics and trading war, the sales orders of automotive wire harness products maintained a low level during the Current Year. But the Group still believes that the automotive wiring products can help the Group to provide its customers with a broader product portfolio, and to step into a new business sector by enriching the Group's business portfolio and broadening its unique customer base, which can capture opportunities brought by the booming electric vehicle market. A new wholly-owned subsidiary, Linkz Cables Mexico, S. de R.L. de C.V. ("Linkz Mexico"), has been setup in Mexico to increase its market share in markets outside China and Asia.

Networking cable sector: Even a lot of negative factors, such as the divergences between countries, war, high interest rates, strong US dollar and high inflation, were remained exist, overseas orders for networking cable sector continued to improve. The revenue of networking cable for the Current Year was HK\$1,179.9 million, represented an increase of HK\$391.2 million or 49.6% as compared with HK\$788.7 million for the Previous Financial Period. The rise in copper price indicated that market demand is continuing to improve. The establishment of Linkz Mexico also helps to increase its market share in the US and Mexico markets.

Specialty cable sector: Similar to the data centre sector, AI also stimulated the growth and development of high-speed cables in the specialty cable sector. For the Current Year, the revenue of specialty cable was HK\$237.0 million, represented an increase of HK\$160.0 million or 207.8% as compared with HK\$77.0 million for the Previous Financial Period. High-speed cables also carried a better profit margin which benefited to the Group's overall profitability.

Server sector: For the Current Year, the revenue of server was HK\$3,188.1 million, represented an increase of HK\$956.7 million or 42.9% as compared with HK\$2,231.4 million for the Previous Financial Period. After a peak of new products shipments at the end of last year, there was a shortage of key components supply in the first half of year, the Group worked very hard to find all the business solutions to cope with this situation. Finally, the supply of these key components has been resolved and the production has been resumed immediately. The revenue of server sector has been resumed in the second half of year, and has increased by 42.9% during the Current Year.

醫療設備分部：本集團於本年度在醫療設備電線業務投放了更多關注及精力，並致力繼續擴大其醫療設備客戶群，以及於本年度加強其研發能力。在去年，受惠於昆山匯聚及江西匯聚兩座新廠房建成，以及拓展醫療設備電線產品的產能及研發能力，醫療設備分部於本年度的收益大幅增加至816.6百萬港元，較上一個財政期間的258.0百萬港元增加558.6百萬港元或216.5%。

工業設備分部：全球經濟復甦，惟步伐較預期為慢。國家之間的分歧持續擴大。通脹居高不下並繼續侵蝕家庭的購買力。高利率直接提高借貸成本，並抑制了經濟活動。工業設備分部的收益由上一個財政期間的24.4百萬港元增加4.8百萬港元或19.7%至本年度的29.2百萬港元。

汽車分部：汽車分部於本年度的收益為157.7百萬港元，較上一個財政期間的收益100.4百萬港元增加57.3百萬港元或57.1%。受地緣政治及貿易戰影響，汽車配線產品於本年度的銷售訂單維持於較低水平。然而，本集團仍然相信，汽車配線產品有助本集團為其客戶提供更廣泛的產品組合，並通過豐富本集團的業務組合及拓展其獨特的客戶群，踏足新業務領域，以把握電動汽車市場蓬勃發展帶來的機遇。新的全資附屬公司Linkz Cables Mexico, S. de R.L. de C.V. ("Linkz Mexico")已在墨西哥成立，以增加其於中國及亞洲以外市場的市場份額。

網絡電線分部：即使不同國家之間的分歧、戰爭、利率高企、美元走強及通脹偏高等眾多負面因素仍然存在，但網絡電線分部的海外訂單持續改善。網絡電線於本年度的收益為1,179.9百萬港元，較上一個財政期間的788.7百萬港元增加391.2百萬港元或49.6%。銅價上漲反映市場需求持續改善。Linkz Mexico成立後，亦有助增加其於美國及墨西哥市場的市場份額。

特種線分部：類似於數據中心分部，AI亦刺激特種線分部的高速電纜增長及發展。特種線於本年度的收益為237.0百萬港元，較上一個財政期間的77.0百萬港元增加160.0百萬港元或207.8%。高速電纜亦帶動利潤率轉佳，為本集團的整體盈利能力帶來裨益。

服務器分部：服務器分部於本年度的收益為3,188.1百萬港元，較上一個財政期間的收益2,231.4百萬港元增加956.7百萬港元或42.9%。在經歷了去年底新產品出貨高峰後，上半年卻出現了關鍵零件供應不足的情況，本集團竭盡全力尋找各種業務解決方案來應對該情況。最終該等關鍵零件的供應問題得到解決，並隨即恢復生產。服務器分部收益自下半年開始恢復，於本年度增長42.9%。

MANAGEMENT DISCUSSION AND ANALYSIS (CONT'D)

管理層討論及分析(續)

Segment Information

Segmental information is presented for the Group as disclosed on Note 5 to the consolidated financial statements.

Gross Profit/Margin

Gross profit for the Current Year was HK\$1,078.6 million, represented an increase of HK\$398.7 million or 58.6% as compared with HK\$679.9 million for the Previous Financial Period. The increase of gross profit was mainly attributable to the revenue increase of data centre, medical equipment and digital cable sectors. The Group's gross profit margin was increased from approximately 14.1% for the Previous Financial Period to approximately 14.6% for the Current Year.

Operating Profit/Margin

Operating profit for the Current Year was HK\$623.6 million, which represented an increase of HK\$190.2 million or 43.9% as compared with HK\$433.4 million recorded in the Previous Financial Period. Operating profit margin was 8.4% for the Current Year compared to 9.0% in the Previous Financial Period. The decrease of operating profit margin was mainly due to the increase of R&D cost. EBITDA of the Current Year was HK\$710.6 million which represented an increase of HK\$205.8 million or 40.8% as compared with HK\$504.8 million for the Previous Financial Period. The ratio of EBITDA to revenue for the Current Year decreased to 9.6% from 10.5% for the Previous Financial Period.

Other income, which comprises primarily of bank interest income, government grants and handling income was in aggregate HK\$41.3 million for the Current Year, represented a decrease of HK\$9.1 million or 18.1% as compared with HK\$50.4 million for the Previous Financial Period. Such decrease was mainly attributable to the decrease of interest income of HK\$21.4 million.

Other gains and losses recorded a gain of HK\$10.9 million for the Current Year compared to a loss of HK\$28.6 million for the Previous Financial Period. Such gain was mainly due to the net gain increase on change in fair value of derivative financial instrument of HK\$22.8 million and the decrease of net exchange loss from RMB depreciation of HK\$18.3 million which was attributable to the Group's operations in the ordinary course of business in the Current Year.

The total operating expenses for the Current Year were HK\$507.2 million, represented an increase of HK\$238.9 million or 89.0% compared with HK\$268.3 million recorded in the Previous Financial Period. The increase was mainly attributable to 1) the Previous Financial Period only covered 9-month period as compared with 12-month period of the Current Year; 2) due to the new products development, the R&D cost of server sector increased by HK\$78.0 million; 3) the operation of Time Kunshan and Time Jiangxi started from September 2023, the operating expenses of medical equipment sector increased by HK\$32.3 million as compared with the Previous Financial Period; and 4) HK\$10.9 million share option expenses increased under 2023 Share Option Scheme. Total operating expenses as a percentage of Group's revenue increased from 5.6% to 6.9%.

分部資料

本集團呈列的分部資料如綜合財務報表附註5所披露。

毛利／毛利率

本年度的毛利為1,078.6百萬港元，較上一個財政期間的679.9百萬港元增加398.7百萬港元或58.6%。該增加乃主要歸因於數據中心、醫療設備及數字電線等分部的收益增加。本集團的毛利率由上一個財政期間約14.1%增加至本年度約14.6%。

經營溢利／經營利潤率

本年度的經營溢利為623.6百萬港元，較上一個財政期間錄得的433.4百萬港元增加190.2百萬港元或43.9%。本年度的經營利潤率為8.4%，而上一個財政期間則為9.0%。經營利潤率下降乃主要歸因於研發成本增加所致。本年度的EBITDA為710.6百萬港元，較上一個財政期間的504.8百萬港元增加205.8百萬港元或40.8%。本年度的EBITDA佔收益比率由上一個財政期間的10.5%下降至9.6%。

本年度的其他收入主要包括銀行利息收入、政府補助及手續費收入，合共為41.3百萬港元，較上一個財政期間的50.4百萬港元減少9.1百萬港元或18.1%。該減少乃主要歸因於利息收入減少21.4百萬港元。

其他收益及虧損於本年度錄得收益10.9百萬港元，而上一個財政期間則錄得虧損28.6百萬港元。該收益乃主要由於本年度衍生金融工具公平值變動收益淨增加22.8百萬港元及人民幣貶值而錄得匯兌虧損淨額減少18.3百萬港元，該匯兌虧損乃本集團於日常營運的業務過程而產生的。

本年度的經營開支總額為507.2百萬港元，較上一個財政期間錄得的268.3百萬港元增加238.9百萬港元或89.0%，乃主要歸因於1) 上一個財政期間僅涵蓋九個月期間，而本年度則涵蓋十二個月期間；2) 服務器分部因新產品開發，導致研發費用增加78.0百萬港元；3) 自昆山匯聚及江西匯聚於2023年9月開始營運以來，醫療設備分部的經營開支較上一個財政期間增加32.3百萬港元；4) 2023年購股權計劃項下的購股權支出增加10.9百萬港元。經營開支總額佔本集團收益百分比由5.6%增加至6.9%。

MANAGEMENT DISCUSSION AND ANALYSIS (CONT'D)

管理層討論及分析(續)

Distribution and selling expenses increased from HK\$48.1 million to HK\$76.6 million during the Current Year, represented an increase of HK\$28.5 million or 59.3% as compared with the Previous Financial Period. It was mainly attributable to the Previous Financial Period only covered 9-month period as compared with 12-month period of the Current Year. The percentage of distribution and selling expenses to the Group's revenue was remained as 1.0% as compared with the Previous Financial Period.

Administrative expenses (including impairment losses under expected credit loss on trade receivables) increased from HK\$124.5 million to HK\$197.7 million, which represented an increase of HK\$73.2 million or 58.8% as compared with the Previous Financial Period. The increase was mainly due to the Previous Financial Year only covered 9-month period as compared with 12-month period of the Current Year, and HK\$7.8 million share option expenses increased. The Administrative expenses as a percentage of Group's revenue increased 2.6% to 2.7% as compared with the Previous Financial Period.

During the Current Year, the research and development expenses were HK\$232.9 million, which represented an increase of HK\$137.2 million or 143.4% as compared with HK\$95.7 million in the Previous Financial Period. Besides, the Previous Financial Year only covered 9-month period as compared with 12-month period of the Current Year, the R&D cost of server sector increased by HK\$78.0 million due to the new products development. Research and development expenses as a percentage of Group's revenue increased from 2.0% to 3.2%. The Company continued to put great efforts into enhancing its R&D capabilities by expanding the R&D team, so as to launch more new products and technologies.

Loss on revaluation of land and buildings

During the Current Year, the net revaluation loss was recorded at HK\$11.9 million against HK\$2.4 million for the Previous Financial Period. The valuations by the independent qualified valuer are arrived by direct comparison approach assuming sale of the land and buildings in their existing states with their highest and best use and by making reference to comparable sales transactions as available in the relevant market. The direct comparison approach is based on market observable recent transactions of similar properties in similar locations. There has been no change to the valuation technique during the reporting period.

Gain on bargain purchase

During the Current Year, upon completion of the investment in a Japanese medical and health related company, a gain on bargain purchase of approximately HK\$0.4 million was recognised as a result of the difference between the fair value of the consideration paid and payable, and the fair value of the net assets acquired, which are the fair value of the identifiable assets acquired and liabilities assumed to their values with reference to the valuation report prepared by an independent qualified professional valuer not connected to the Group.

分銷及銷售開支由48.1百萬港元增加至本年度的76.6百萬港元，較上一個財政期間增加28.5百萬港元或59.3%，該增加乃主要由於上一個財政期間僅涵蓋九個月期間，而本年度則為十二個月期間。分銷及銷售開支佔本集團收益百分比與上一個財政期間相比保持不變為1.0%。

行政開支(包括貿易應收款項之預期信貸虧損項下之減值虧損)由124.5百萬港元增加至197.7百萬港元，較上一個財政期間增加73.2百萬港元或58.8%，該增加的主要原因為上一個財政年度僅涵蓋九個月期間，而本年度則為十二個月期間，購股權支出增加7.8百萬港元。行政開支佔本集團收益百分比由上一個財政期間增加2.6%至2.7%。

於本年度，研發開支為232.9百萬港元，較上一個財政期間的95.7百萬港元增加137.2百萬港元或143.4%。此外，上一財政年度僅涵蓋九個月期間，而本年度則為十二個月期間，服務器分部的研發成本因新產品開發而增加78.0百萬港元。研發開支佔本集團收益百分比由2.0%增加至3.2%。通過擴充研發團隊，本公司繼續致力加強其研發能力，旨在推出更多新產品及技術。

土地及樓宇重估虧損

於本年度，重估虧損淨額錄得11.9百萬港元，而上一個財政期間則為2.4百萬港元。獨立合資格估值師所得出的估值乃使用直接比較法而達致，當中假設土地及樓宇以其最高及最佳用途的現況出售，並參考相關市場上可得的可比較銷售交易資料。直接比較法乃基於類似地點的類似物業之市場可觀察近期交易。報告期內之估值技術並無變動。

議價購買收益

於本年度，在完成對一間日本醫療及保健相關公司的投資後，議價購買收益約0.4百萬港元獲確認，乃由於已付及應付代價的公平值與已收購資產淨值的公平值(即已收購可識別資產及所承擔負債相對於其價值的公平值，並參考與本集團並無關連的獨立合資格專業估值師出具的估值報告)之間存在差額。

MANAGEMENT DISCUSSION AND ANALYSIS (CONT'D)

管理層討論及分析(續)

Professional fee for acquisition

During the Current Year, the Company invested in two medical and health related companies by subscribing new shares of the target companies. The two subscriptions were completed in July 2024. The expenses incurred in connection with these share subscriptions were approximately HK\$2.5 million for the year ended 31 December 2024, which included professional fee for financial advisor, legal counsel and due diligence cost.

Finance Costs

For the Current Year, the finance costs were recorded at HK\$73.3 million against HK\$88.6 million for the Previous Financial Period. The finance costs included (i) bank loan interest of HK\$18.8 million for short-term bank borrowings for the Group's operating working capital; (ii) bank loan interest of HK\$1.3 million for the bank loan financing its acquisition of the automotive wire harness business; (iii) interest expenses of HK\$50.1 million for several loans from Luxshare Group for the operating working capital of the Group; and (iv) interest expenses of HK\$3.1 million on the lease liabilities under adoption of HKFRS 16 "Leases".

Profit for the year/period and Earnings per Share

Profit before taxation for the Current Year was HK\$535.7 million, represented an increase of HK\$193.3 million or 56.5% as compared with HK\$342.4 million in the Previous Financial Period.

Taxation represents the tax expenses arising from the assessable profit generated by the Group in Hong Kong and the PRC. Taxation was provided at the respective tax rate of 16.5% and 25% based on the profit from operating activities. The major manufacturing subsidiary, Time Interconnect Technology (Huizhou) Limited ("Time Huizhou") and Linkz Industries (Suzhou) Limited ("Linkz Suzhou"), were awarded the Advanced-Technology Enterprise Certificate and are eligible for tax concessionary rate of 15%. Taxation charges increased from HK\$64.8 million in the Previous Financial Period to HK\$85.2 million in the Current Year. The effective tax rate decreased from 18.9% to 15.9%, such decrease was mainly attributable to the profit decrease from server business which taxation was provided at the tax rate of 25%.

Profit of the Group for the Current Year was HK\$450.5 million, represented an increase of HK\$172.9 million or 62.3% as compared with HK\$277.6 million for the Previous Financial Period. The net profit margin for the Current Year was recorded at 6.1% as compared to 5.8% for the Previous Financial Period.

Basic earnings per share for the Current Year was HK23.2 cents as compared to the basic earnings per share of HK14.2 cents in the Previous Financial Period.

收購專業費用

於本年度，本公司擬透過認購目標公司的新股份，投資於兩間醫療及保健相關公司。兩項認購已於2024年7月完成。截至2024年12月31日止年度，就該等股份認購所產生的開支約為2.5百萬港元，當中包括財務顧問的專業費用、法律諮詢及盡職審查的成本。

融資成本

本年度錄得融資成本73.3百萬港元，而上一個財政期間則為88.6百萬港元。融資成本包括(i)用作本集團經營營運資金的短期銀行借款的銀行貸款利息18.8百萬港元；(ii)用於撥付其汽車配線業務收購事項的銀行貸款融資的銀行貸款利息1.3百萬港元；(iii)來自立訊集團用作本集團經營營運資金的若干貸款的利息開支50.1百萬港元；及(iv)採納香港財務報告準則第16號「租賃」項下的租賃負債的利息開支3.1百萬港元。

年／期內溢利及每股盈利

本年度的除稅前溢利為535.7百萬港元，較上一個財政期間的342.4百萬港元增加193.3百萬港元或56.5%。

稅項指自本集團於香港及中國的應課稅溢利產生的稅項開支。稅項根據經營活動所得溢利分別按16.5%及25%的稅率作出撥備。主要製造附屬公司匯聚科技(惠州)有限公司(「惠州匯聚」)及華迅工業(蘇州)有限公司(「華迅蘇州」)均獲得高新技術企業證書及符合資格享有15%的優惠稅率。稅項開支由上一個財政期間的64.8百萬港元增加至本年度的85.2百萬港元。實際稅率由18.9%下降至15.9%，該減少乃主要歸因於來自服務器業務的溢利減少，其稅項按25%稅率作出撥備。

本集團於本年度的溢利為450.5百萬港元，較上一個財政期間的277.6百萬港元增加172.9百萬港元或62.3%。本年度的淨利潤率為6.1%，而上一個財政期間則為5.8%。

於本年度，每股基本盈利為23.2港仙，而上一個財政期間每股基本盈利則為14.2港仙。

MANAGEMENT DISCUSSION AND ANALYSIS (CONT'D)

管理層討論及分析(續)

Dividends

The Directors recommend to the shareholders the payment of a final dividend in respect of FY2024 of HK1.3 cents (nine months ended 31 December 2023: HK0.7 cents) per share, amounting to a total of approximately HK\$25.3 million.

股息

董事建議向股東派付2024財政年度的末期股息每股1.3港仙(截至2023年12月31日止九個月：0.7港仙)，總額約為25.3百萬港元。

| | | Year ended 31.12.2024 截至2024年 12月31日 止年度 HK cents 港仙 | Nine months ended 31.12.2023 截至2023年 12月31日 止九個月 HK cents 港仙 |
|--------------------|------|--|---|
| Dividend per share | 每股股息 | | |
| Interim | 中期 | 1.0 | 0.75 |
| Final* | 末期* | 1.3 | 0.70 |
| Total | 總計 | 2.3 | 1.45 |

* Final dividend proposed after the end of the Current Year

* 於本年度末後建議的末期股息

Adjusted Performance

The reported results are prepared in accordance with HKFRSs as detailed in our financial statements starting on page 95. The Company also presents alternative performance measures (the “**non-GAAP financial measures**”). These include adjusted performance, which the Company use to align internal and external reporting, identify and quantify items management believes to be significant, and provide insight into how management assesses period-on-period performance. The non-GAAP financial measures are not intended to be considered in isolation or as a substitute for the financial information prepared and presented in accordance with HKFRSs. The non-GAAP financial measures facilitate investors’ assessment of the Group’s operating performance, enhance the understanding of the Group’s past performance as well as the future prospects and allow for greater visibility with respect to key metrics used by the management in their financial and operational decision-making. The non-GAAP financial measures are generally defined as profit for the year adjusted by excluding non-recurring and one-off items from continuing operations, which includes the professional fee for acquisition.

經調整業績

呈報業績乃根據香港財務報告準則編製，詳見第95頁開始的本集團財務報表。本公司亦呈列替代績效指標（「**非公認會計準則之財務指標**」）。這包括經調整業績，本公司用作使對內及對外匯報資料的方式保持一致、識別及量化管理層認為屬重大的項目，並反映管理層如何評估期同比績效。非公認會計準則之財務指標，不應被獨立地使用或者被視為替代根據香港財務報告準則所編製及呈列的財務資料。非公認會計準則之財務指標促進投資者評估本集團的經營業績、增強對本集團過往業績的理解以及未來展望及提高管理層在財務及經營決策中使用關鍵指標的可見性。非公認會計準則之財務指標一般界定為透過排除持續營運中的非經常性及一次性項目，其中包括收購專業費用而作調整的年內溢利。

MANAGEMENT DISCUSSION AND ANALYSIS (CONT'D)

管理層討論及分析(續)

The following information details the adjustments made to the reported results and the calculation of other alternative performance measures. All alternative performance measures are reconciled to the closest reported performance measure.

下列資料詳述對呈報業績作出的調整以及其他替代績效指標的計算。所有替代績效指標均與最接近的呈報績效指標對賬。

Reconciliations on Non-GAAP Financial Measures

非公認會計準則之財務指標對賬

| | | Year ended 31.12.2024 截至2024年 12月31日 止年度 HK\$'million 百萬港元 | Nine months ended 31.12.2023 截至2023年 12月31日 止九個月 HK\$'million 百萬港元 | Change 變動 |
|--|------------------------|--|---|----------------|
| Profit for the year/period | 年／期內溢利 | 450.5 | 277.6 | 62.3% |
| Adjustment for Professional fee for acquisition | 收購專業費用的調整 | 2.5 | — | |
| Adjustment for Gain on bargain purchase | 議價購買收益的調整 | (0.4) | — | |
| Adjusted profit for the year/period | 經調整年／期內溢利 | 452.6 | 277.6 | 63.0% |
| Revenue | 收益 | 7,388.8 | 4,826.3 | |
| Adjusted net profit margin (%) | 經調整淨利潤率(%) | 6.1 | 5.8 | 0.3pts |
| Weighted average number of ordinary shares ('000) | 普通股加權平均股份數目(千股) | 1,946,579 | 1,945,952 | |
| Adjusted basic earnings per share (Hong Kong cents) | 經調整每股基本盈利(港仙) | 23.3 | 14.2 | 64.1% |
| Profit for the year/period | 年／期內溢利 | 450.5 | 277.6 | 62.3% |
| Interest expense | 利息開支 | 73.3 | 88.6 | |
| Taxation | 稅項 | 85.2 | 64.8 | |
| Depreciation and amortisation | 折舊及攤銷 | 101.6 | 73.8 | |
| EBITDA | EBITDA | 710.6 | 504.8 | 40.8% |
| Adjustment for Professional fee for acquisition | 收購專業費用的調整 | 2.5 | — | |
| Adjustment for Gain on bargain purchase | 議價購買收益的調整 | (0.4) | — | |
| Adjusted EBITDA | 經調整EBITDA | 712.7 | 504.8 | 41.2% |
| EBITDA/Revenue (%) | EBITDA／收益(%) | 9.6 | 10.5 | -0.9pts |
| Adjusted EBITDA/Revenue (%) | 經調整EBITDA／收益(%) | 9.6 | 10.5 | -0.9pts |

Adjusted profit for the year: By excluding the professional fee for acquisition and the gain on bargain purchase, the adjusted profit of FY2024 was HK\$452.6 million, representing an increase of HK\$175.0 million or 63.0% as compared with HK\$277.6 million for the Previous Financial Period. The adjusted net profit margin was recorded at 6.1% as compared with 5.8% for the Previous Financial Period.

年度經調整溢利：經排除收購專業費用及議價購買收益後，2024財政年度的經調整溢利為452.6百萬港元，較上一個財政期間的277.6百萬港元增加175.0百萬港元或63.0%。經調整淨利潤率錄得6.1%，而上一個財政期間則為5.8%。

Adjusted basic earnings per share: Adjusted basic earnings per share for FY2024 was HK23.3 cents as compared to the adjusted basic earnings per share of HK14.2 cents in the Previous Financial Period.

經調整每股基本盈利：2024財政年度的經調整每股基本盈利為23.3港仙，而上一個財政期間的經調整每股基本盈利則為14.2港仙。

Adjusted EBITDA: By excluding the professional fee for acquisition and the gain on bargain purchase, the adjusted EBITDA of FY2024 was HK\$712.7 million, representing an increase of HK\$207.9 million or 41.2% as compared with HK\$504.8 million for the Previous Financial Period. The ratio of adjusted EBITDA to revenue decreased to 9.6% from 10.5% for the Previous Financial Period.

經調整EBITDA：經排除收購專業費用及議價購買收益後，2024財政年度的經調整EBITDA為712.7百萬港元，較上一個財政期間的504.8百萬港元增加207.9百萬港元或41.2%。經調整EBITDA佔收益比率由上一個財政期間的10.5%下降至9.6%。

MANAGEMENT DISCUSSION AND ANALYSIS (CONT'D)

管理層討論及分析(續)

OUTLOOK

According to the latest forecast of the “World Economic Outlook” issued by the “International Monetary Fund” in January 2025, the latest global growth estimated at 3.3 percent in 2025 and 2026. The level of uncertainty surrounding the outlook is still high. Newly elected governments could introduce significant shifts in trade and fiscal policy. Moreover, the return of financial market volatility over the summer has stirred old fears about hidden vulnerabilities. This has heightened anxiety over the appropriate monetary policy stance, especially in countries where inflation is persistent and signs of slowdown are emerging. Further intensification of geopolitical rifts could weigh on trade, investment, and the free flow of ideas. This could affect long-term growth, threaten the resilience of supply chains, and create difficult trade-offs for central banks. The global outlook will be shaped largely by fiscal and monetary choices, their international spillovers, the intensity of geoeconomic fragmentation forces, and the ability of governments to implement long-overdue structural reforms. With inflation approaching central bank targets and governments striving to manage debt dynamics, the policy mix is expected to shift from monetary to fiscal tightening as monetary policy rates are brought down, closer to their natural levels. How fast such rotations occur in individual countries will have consequences for capital flows and exchange rates. On the other hand, further disruptions to the disinflation process, potentially triggered by new spikes in commodity prices amid persistent geopolitical tensions, could prevent central banks from easing monetary policy, which would pose significant challenges to fiscal policy and financial stability. An intensification of protectionist policies would exacerbate trade tensions, reduce market efficiency, and further disrupt supply chains. Rising social tensions could prompt social unrest, hurting consumer and investor confidence and potentially delaying the passage and implementation of necessary structural reforms. However, even the Group is facing such challenges and difficulties in the macro-economic environment, the management remains confident in its future business. With the support of Luxshare Group, the Group enjoys advantages in both product manufacturing capabilities and financial strength. The Group will continue to develop strategic businesses and markets, strengthen its business foundation and achieve impressive results during the economic downturn.

展望

根據「國際貨幣基金組織」於2025年1月發佈的《世界經濟展望》最新預測，於2025年及2026年的最新全球經濟增長估計為3.3%。經濟前景的不確定性仍然高企。新當選的政府可能會在貿易及財政政策作出重大變動。此外，今年夏季金融市場的動盪再度引發了市場對隱藏脆弱性的擔憂，從而加劇了市場對貨幣政策立場是否適當的擔憂，尤其是在通脹持續且經濟放緩跡象正在出現的國家。地緣政治裂痕進一步加劇可能對貿易、投資及思想的自由流動造成壓力。該情況可能會影響長期經濟增長，威脅供應鏈的韌性，並為各國央行帶來艱難的權衡選擇。全球前景將主要受到財政及貨幣政策選擇、其國際外溢效應、地緣經濟割裂力量的強度，以及各國政府早該實施的結構性改革的意願。在通脹水平接近央行目標，政府努力管理債務狀況的情況下，隨著貨幣政策利率下降至接近自然水平，政策組合預計將從貨幣緊縮轉向財政緊縮。而個別國家政策調整的速度將影響資本流動及匯率。另一方面，在地緣政治緊張局勢持續存在的情況下，可能導致大宗商品價格再次飆升，進一步擾亂通脹放緩進程，從而使導致各國央行無法放鬆貨幣政策，對財政政策及金融穩定構成重大挑戰。保護主義政策的加劇將加重貿易緊張，從而降低市場效率，並進一步擾亂供應鏈。社會緊張局勢加劇可能引發社會動盪，損害消費者及投資者信心，並可能推遲必要結構性改革的採納及實施。然而，儘管本集團正面對宏觀經濟環境中的相關挑戰及困難，管理層仍對其未來業務充滿信心。在立訊集團的支持下，本集團在產品製造能力及財務實力方面具有優勢。本集團將繼續發展戰略性業務及市場，鞏固其業務基礎並於經濟低迷時期取得驕人業績。

MANAGEMENT DISCUSSION AND ANALYSIS (CONT'D)

管理層討論及分析(續)

The PRC has continuously made great efforts to accelerate the research and development of telecommunication technology. With the rapid development of new cellular network technology and the network deployment announced by various mobile operators in recent years, more and more new devices and equipment will be gradually and massively replaced in the coming years. It drives the demand of cable assembly products and telecommunication sector and benefit the Group's business growth. In the meantime, the pandemic has changed many economic activities, such as work from home and online meetings have become a trend even not during the lockdown period and persistent social distancing, which will also directly increase the application and demand of network communication. So even when the Group is facing such challenges and difficulties in the macro-economic environment, the management remains confident in telecommunication business. On the other hand, considering the vigorous development of the automotive and electric vehicle markets, the Group believes that the automotive wire harness products can help the Group to provide its customers with a broader product portfolio, and to step in new business sector by enriching the Group's business portfolio and broadening its unique customer base, helping the Group to capture opportunities brought by the booming electric vehicle market. In view of these, the Group has set up a new wholly-owned subsidiary, Linkz Mexico in Mexico to increase its market share in markets outside China and Asia. The new factory will produce digital cables and automotive wire harness products. This is a "China-Plus-One" strategy that aims to avoid investing solely in China and diversify business into other countries, or to channel investments into manufacturing in other promising developing economies in order to protect supply chains and export markets against geopolitical tensions and unforeseen disruptions. The Group also believes that the enlarged production capacity and well-established business fundamentals would enable the Group to capture more market opportunities upon the arrival of new generation network and automotive markets.

Moreover, the utilisation rate of cloud technology in the companies around the world is continuously increasing. In cloud computing, the computing storage network must be placed in the data centre, therefore, the growing cloud technology is expected to drive the development of data centre. Meanwhile, the development of new telecommunication technology will boost the application of big data, IoT, internet gaming and video streaming through cloud platform. In view of the great market potential of cloud service, communications, transportation and electricity in the PRC, the Group expanded its business to server business with go-to-market strategy and JDM/ODM business model, which is deeply customized based on brand customers' requirements and the products offered are mainly applied in data centres. Having considered that (i) China is actively conducting investment activities to build digital infrastructure; (ii) the PRC manufacturers continue to increase the share of local supply chain due to geopolitics relationship; and (iii) Luxshare Precision Industry has extensive technological knowhow and good customers' relationships, the Group is optimistic on the potential demand in the market. The sudden emergence of AI drove the growth and development of the Group's server and data centre sector business in 2023. The Group believes that the development of AI will become mainstream, which will definitely continue to drive the growth of the Group's business. However, geoeconomic fragmentation continues to intensify, barriers to the flow of goods, capital and people continue to increase, and supply problems also arise in the supply chain. All of these have created challenges on the business operations of the Group. The Group will work very hard to find any business solutions to cope with the current economic environment as well as the complex geopolitical relationship around the globe, and continue to expand and consolidate the development of server business.

中國持續致力加快電訊技術研發。隨著近年新蜂窩網絡技術迅速發展以及各移動營運商紛紛宣佈進行網絡部署，未來幾年將有越來越多的器材及設備逐步進行大規模更換，將帶動電線組件產品及電訊分部的需求，有利於本集團的業務增長。與此同時，疫情已改變許多經濟活動，例如即使並非於封城及持續社交隔離期間，居家工作及網絡會議已成為趨勢，亦將直接增加網絡通訊的應用及需求。因此，即使本集團面對宏觀經濟環境中的有關挑戰及困難，管理層仍對電訊業務充滿信心。另一方面，考慮到汽車及電動汽車市場的蓬勃發展，本集團相信，汽車配線產品有助本集團為其客戶提供更廣泛的產品組合，並通過豐富本集團的業務組合及拓展其獨特的客戶群，踏足新業務領域，以助本集團把握電動汽車市場蓬勃發展帶來的機遇。有鑑於此，本集團已於墨西哥成立一間新的全資附屬公司Linkz Mexico，以增加其於中國及亞洲以外市場的市場份額。新工廠將生產數字電線及汽車配線產品。此乃「中國加一」策略，旨在避免單一投資於中國，並將業務分散至其他國家，或將投資引導向其他前景良好的發展中經濟體系之製造業，以保護供應鏈及出口市場免受地緣政治緊張局勢及不可預見的中斷影響。本集團亦認為，擴大產能及完善業務基礎將使本集團能夠抓緊新一代網絡來臨及汽車市場所帶來的更多市場機遇。

此外，世界各地公司的雲技術使用率不斷增加。在雲計算方面，由於計算存儲網絡必須置於數據中心，因此，雲技術的增長有望推動數據中心的發展。同時，新電訊技術發展將推動大數據、物聯網、網絡遊戲及雲平台視頻流的應用。鑑於中國在雲服務、通訊、交通及電力領域的巨大市場潛力，本集團已以進入市場的策略及JDM/ODM業務模式拓展其業務至服務器業務，其乃根據品牌客戶的需求深入定制，而所提供的產品主要應用於數據中心。考慮到(i)中國正積極開展投資活動以建設數字基礎設施；(ii)中國製造商由於地緣政治關係而繼續提高本土供應鏈的比重；及(iii)立訊精密工業擁有廣泛的技術知識及良好的客戶關係，本集團對市場的潛在需求持樂觀態度。AI驟然興起，帶動本集團於2023年服務器的及數據中心業務的增長及發展。本集團相信，AI的發展將成為主流，並將繼續帶動本集團業務的增長。然而，地緣經濟割裂持續加劇，貨物、資本及人員流動的障礙不斷增加，以至供應鏈逐漸出現供應問題。這些都為本集團的業務運作帶來了挑戰。本集團將盡努力尋找任何業務方案，以應對當前經濟環境以及全球複雜地緣政治關係，並繼續加大及鞏固服務器業務的發展。

MANAGEMENT DISCUSSION AND ANALYSIS (CONT'D)

管理層討論及分析(續)

After the epidemic, people have paid more attention to health, the demand for medical equipment will continue to increase. As for the medical equipment sector, the Group expects the demand for medical equipment cables will continue to bring positive impact to the Group's medical equipment cables orders in the coming years. To catch up with the trend, the Group has established two wholly-owned subsidiaries last year, Time Kunshan and Time Jiangxi, to expand its production capacity and R&D capabilities for medical equipment cables products. Moreover, the Group completed the investment in two medical and health related companies in July 2024. One is a Japanese company, having a proven operating history of over 30 years. It has been engaged in the developing, manufacturing and selling of electronic medical instruments and other medical equipment and devices. The Group believes that the subscription will allow it to leverage on this Japanese company's extensive knowhow and existing production facilities to immediately deliver reliable and high quality medical products to its existing and new customers. It will certainly bring synergy to both parties for the development of medical related products in terms of R&D, manufacturing capabilities and global market expansion. Another one is a UK based startup company with 7 years' long professional experience in haptics and virtual reality. It has developed haptic technology that creates weight, resistance and assistive forces for users in virtual simulations. Its patented wearable haptics technology has opportunity to be applied to multiple industries, with its initial applications being in Digital Health and Fitness within the Spatial computing. It combines fitness, wellness and gaming for optimising human performance for the huge markets of games and neuromuscular recovery. The Group considered that the technology of this UK company will be a good opportunity for the Group to extend its product mix offered to the existing major customer and also tap into the new business sector so as to diversify the Group's business portfolio and broaden its income stream with distinct customer base. Besides, two new liaison offices, Time US and Time UK, have been established since July 2024 and September 2024 respectively to seize more business opportunities in medical-related markets. On the other hand, the Company's chief executive officer and executive Director, Simon Cua, took the initiative to promote and establish the Medical Engineering and Innovation Council ("MEIC") under the Federation of Hong Kong Industries ("FHKI") on 21 January 2025, with Simon Cua and Professor Steve Chuang, Chairman of FHKI, serving as co-chairman of the MEIC. The purpose of MEIC is to gather relevant industries' participation and promote awareness of Hong Kong's strengths and capabilities in medical engineering in both domestic and overseas markets; and to serve as a bridge connecting industry with government, industry, research, academia, and financier for the sharing of services and information, facilitating product commercialisation. The MEIC is acting as a super-connector and driving forces to develop medical engineering in Hong Kong. Moving ahead, the Group believes that this sector will maintain its dynamic pace of growth, considering the arising demand from the medical equipment market. The Group will pay more attention and efforts in this sector and continue to enhance its medical equipment customers base, as well as to strengthen its R&D capabilities.

疫情過後，人們更關注健康，醫療設備的需求會繼續增加。就醫療設備分部而言，本集團預計醫療設備電線的需求將繼續為本集團來年的醫療設備電線訂單帶來正面影響。為跟上此趨勢，本集團已於去年成立兩間全資附屬公司，分別為昆山匯聚及江西匯聚，以拓展其醫療設備電線產品的產能及研發能力。此外，本集團已於2024年7月完成投資兩間醫療及保健相關公司。一間為具備逾30年良好營運紀錄的日本公司。其從事開發、生產及銷售電子醫療儀器以及其他醫療設備及器材的業務。本集團相信，該認購將使其能利用這日本公司的廣泛專業知識及現有生產設施，即時為其現有及新客戶提供可靠及優質醫療產品。此舉將無礙為雙方就醫療相關產品於研發、生產能力及全球市場擴展方面的發展帶來協同效應。另一間為總部設於英國的初創企業，於觸控及虛擬實境術技方面擁有長達7年的專業經驗。其已開發能為用戶於虛擬仿真場景中創造重量、反抗力及助力的觸控科技。其已獲專利權的穿戴式觸控科技有機會應用於多個行業，而其最初則應用於空間運算內的數據健康及體適能方面。該項科技結合體適能、健康及遊戲，以改善龐大遊戲市場的人體表現及神經肌肉復元。本集團認為，這英國公司的科技將為本集團拓展其提供予現有主要客戶之產品組合之良機，亦能進軍新業務分部，從而使本集團之業務組合更趨多元化，並擴闊其特定客戶群的收入來源。此外，兩個新的聯絡辦事處Time US及Time UK已分別自2024年7月起及2024年9月起成立，以抓住更多醫療相關市場的商機。另一方面，於2025年1月21日，本公司行政總裁兼執行董事柯天然先生主動促成在香港工業總會（「工總」）轄下成立醫學工程及創新協會（「MEIC」），柯天然先生及工總主席莊子雄教授擔任MEIC的聯席主席。MEIC的宗旨是整合跨境產業要素，鞏固香港在醫學工程領域的全球競爭力，打造國內外知名度；並構建「政、產、研、學、投」多維協同平台，實現資源整合與資訊互通，加速創新成果產業化落地。MEIC扮演著超級聯繫人的角色，為推動香港發展醫療工程的驅動力。展望未來，考慮到醫療設備市場的需求不斷增長，本集團相信該分部將保持其動態增長速度。本集團將在此分部投放更多關注及精力，繼續擴大其醫療設備客戶群，並加強其研發能力。

MANAGEMENT DISCUSSION AND ANALYSIS (CONT'D)

管理層討論及分析(續)

Riding on the PRC government's policy of "channelling computing resources from the eastern areas to the western regions" (東數西算), Luxshare Precision Industry will deploy the platform advantages and market position of the Luxshare Group and introduce strategic resources to the Company with intention to further strengthen the Company's potential for continuous growth and core competitiveness in its market and to enable the Company to develop strategically to become an all-rounded network solutions and infrastructure provider, so as to create greater value for the shareholders. In this regard, Luxshare Precision Industry is conducting a strategic review of the operations and financial position of the Company, and actively exploring business opportunities for the growth and development, in both organic and inorganic manners, for the Company. On 5 September 2024, the Company and Luxshare Precision Industry established a joint venture, Time Singapore in Singapore. The purpose of this joint venture is to evaluate potential investment opportunities in the overseas markets and pursue acquisition of overseas businesses. The Group is actively seeking various investment opportunities to diversify its business into other countries in order to mitigate the business risks and enhance resilience in an unpredictable global landscape. On 17 September 2024, Time Singapore entered into the sale and purchase agreement with an independent vendor to acquire a group of companies principally engaged in the provision of automobile cable solutions with headquarter located in the Germany. As the condition precedents of the sale and purchase agreement have not been fulfilled, the acquisition has not been completed as at the date of this report. The Company believes that the strategic alliance between Luxshare Precision Industry and the Company would enable the Company to further benefit from the development and synergy in the fields of telecommunication, data communication, healthcare, automotive, and industry, in terms of products, customers, and marketing, through integration of customer and market resources as well as technologies and R&D capabilities of the Luxshare Group. In the future, with the support of Luxshare Precision Industry, the Group will create more and more possibilities.

LIQUIDITY AND FINANCIAL RESOURCES

Shareholders' funds as at 31 December 2024 were approximately HK\$1,766.2 million, which represented an increase of HK\$405.0 million or 29.8% from HK\$1,361.2 million as at 31 December 2023. The increase was mainly due to the profit attributable to shareholders equity for the year HK\$388.7 million, although there was a decrease of HK\$44.4 million in the translation reserve from converting Renminbi into Hong Kong dollars as recorded in the financial statements of the PRC subsidiaries due to the depreciation of RMB at the reporting date. As a result, shareholders' funds per share increased by 30.0% from HK\$0.70 to HK\$0.91.

As at 31 December 2024, the Group had bank balances and cash of HK\$425.8 million, represented an increase of 26.0% as compared to HK\$338.0 million as of 31 December 2023. Such increase was mainly due to the increase in cash generated from operating activities during the year. As at 31 December 2024, the Group's bank loan was HK\$243.2 million, represented a decrease of HK\$1,003.4 million or 80.5% from HK\$1,246.6 million as at 31 December 2023. The Group believes it has sufficient committed and unutilised banking facilities as at 31 December 2024 to meet its current business operation and capital expenditure requirements.

憑藉中國政府的「東數西算」政策，立訊精密工業將發揮立訊集團的平台優勢及市場地位，為本公司引入策略資源，進一步增強本公司在其市場上的持續增長潛力及核心競爭力，使本公司戰略發展成為全方位的網絡解決方案及基礎設施供應商，為股東創造更大的價值。對此，立訊精密工業正在對本公司的經營及財務狀況進行戰略檢討，並積極探索本公司內生性及外延式增長和發展的商機。於2024年9月5日，本公司與立訊精密工業在新加坡成立合營企業 Time Singapore。成立該合營企業的目的是評估海外市場的潛在投資機會並尋求收購海外業務的商機。本集團正積極尋求各種投資機會，將業務多元化發展至其他國家，以減輕業務風險並加強在不可預測的全球營商環境中的抵禦能力。於2024年9月17日，Time Singapore與一名獨立賣方訂立買賣協議，以收購主要從事提供汽車電線解決方案業務，且總部位於德國的集團公司。由於買賣協議的先決條件尚未達成，於本報告日期，收購尚未完成。本公司相信，立訊精密工業與本公司兩者之間的戰略聯盟關係可以使本公司通過整合客戶與市場資源，以及立訊集團的技術與研發能力，在產品、客戶及市場營銷方面進一步受惠於電訊、數據通訊、醫療保健、汽車及工業的發展及協同效應。在立訊精密工業的支持下，本集團將於未來創造更多更多的可能性。

流動資金及財務資源

於2024年12月31日，股東資金約為1,766.2百萬港元，較於2023年12月31日的1,361.2百萬港元增加405.0百萬港元或29.8%。該增加乃主要由於年內股東權益應佔溢利388.7百萬港元，儘管中國附屬公司的財務報表中錄得因人民幣於報告日期貶值而導致將人民幣兌換為港元匯兌儲備減少44.4百萬港元。因此，每股股東資金由0.70港元增加30.0%至0.91港元。

於2024年12月31日，本集團銀行結餘及現金為425.8百萬港元，較截至2023年12月31日的338.0百萬港元增加26.0%。該增加乃主要由於年內經營活動產生的現金增加。於2024年12月31日，本集團銀行貸款為243.2百萬港元，較2023年12月31日的1,246.6百萬港元減少1,003.4百萬港元或80.5%。本集團相信，其於2024年12月31日有足夠已承諾及未動用的銀行融資額度，以滿足其目前的業務營運及資本開支需求。

MANAGEMENT DISCUSSION AND ANALYSIS (CONT'D)

管理層討論及分析(續)

Analysis of Cash Flow from Operations

經營所得現金流量分析

| | | Year ended 31.12.2024 截至2024年 12月31日 止年度 HK\$'million 百萬港元 | Nine months ended 31.12.2023 截至2023年 12月31日 止九個月 HK\$'million 百萬港元 | Change 變動 HK\$'million 百萬港元 |
|---|------------------------------|--|---|--------------------------------------|
| Operating profit | 經營溢利 | 623.6 | 433.4 | 190.2 |
| Share of results of associates | 分佔聯營公司的業績 | (0.6) | – | (0.6) |
| Gain on bargain purchase | 議價購買收益 | 0.4 | – | 0.4 |
| Professional fee for acquisition | 收購專業費用 | (2.5) | – | (2.5) |
| Loss on revaluation of land and buildings | 土地及樓宇重估虧損 | (11.9) | (2.4) | (9.5) |
| Depreciation and amortisation | 折舊及攤銷 | 101.6 | 73.8 | 27.8 |
| EBITDA | EBITDA | 710.6 | 504.8 | 205.8 |
| Interest income | 利息收入 | (21.3) | (42.7) | 21.4 |
| Share of results of associates | 分佔聯營公司的業績 | 0.6 | – | 0.6 |
| Gain on bargain purchase | 議價購買收益 | (0.4) | – | (0.4) |
| Impairment loss under expected credit loss on trade receivable | 貿易應收款項之 預期信貸虧損項下之 減值虧損 | 0.6 | 1.3 | (0.7) |
| (Gain) loss on change in fair value of derivate financial instrument | 衍生金融工具公平值 變動(收益)虧損 | (17.7) | 5.2 | (22.9) |
| Gain on deregistration of subsidiaries | 註銷附屬公司收益 | (0.1) | – | (0.1) |
| Loss on change in fair value of financial assets | 金融資產公平值變動 虧損 | – | 0.1 | (0.1) |
| Loss on revaluation of land and buildings | 土地及樓宇重估虧損 | 11.9 | 2.4 | 9.5 |
| Loss on disposal of tangible assets | 出售有形資產之虧損 | 3.3 | 1.4 | 1.9 |
| Write-down of inventories | 存貨撇減 | 13.3 | 21.7 | (8.4) |
| Share based payments | 以股份為基礎的付款 | 41.4 | 23.2 | 18.2 |
| (Decrease) increase in long service payment obligation | 長期服務金責任(減少) 增加 | (1.2) | 1.7 | (2.9) |
| Working capital change | 營運資金變動 | 394.2 | 536.6 | (142.4) |
| Cash generated from (used in) operations | 經營產生(所用)的現金 | 1,135.2 | 1,055.7 | 79.5 |

The Group's cash generated from operations for the Current Year was HK\$1,135.2 million, an increase of 7.5% as compared to HK\$1,055.7 million cash used in operations in the Previous Financial Period. The increase was mainly attributable to the increase of operating profit.

本集團於本年度經營產生的現金為1,135.2百萬港元，較上一個財政期間經營所用的現金1,055.7百萬港元增加7.5%。有關增加主要歸因於經營溢利的增加。

MANAGEMENT DISCUSSION AND ANALYSIS (CONT'D)

管理層討論及分析(續)

Working Capital Change

營運資金變動

| | | 31.12.2024 HK\$'million 百萬港元 | Change 變動 HK\$'million 百萬港元 | 31.12.2023 HK\$'million 百萬港元 |
|--|-------------------|------------------------------------|--------------------------------------|------------------------------------|
| Inventories | 存貨 | 1,391.1 | 80.8 | 1,310.3 |
| Trade debtors | 應收賬項 | 1,481.7 | (660.1) | 2,141.8 |
| Other debtors, deposits and prepayments | 其他應收款、按金及 預付款項 | 280.0 | 108.0 | 172.0 |
| Trade creditors | 應付賬項 | (1,396.5) | 97.3 | (1,493.8) |
| Other creditors and accruals | 其他應付款及應計費用 | (195.6) | (54.4) | (141.2) |
| Total working capital | 營運資金總額 | 1,560.7 | (428.4) | 1,989.1 |

Inventories as of 31 December 2024 increased to HK\$1,391.1 million from HK\$1,310.3 million as of 31 December 2023. The increase was mainly attributable to the inventories increase from digital cable and medical equipment cable business. The Group's turnover days decreased from 111 days to 78 days.

於2024年12月31日的存貨由2023年12月31日的1,310.3百萬港元增加至1,391.1百萬港元。該增加乃主要歸因於數字電線及醫療設備電線業務的存貨增加。本集團的周轉日數由111日減少至78日。

| | | 31.12.2024 HK\$'million 百萬港元 | 31.12.2023 HK\$'million 百萬港元 |
|--|----------------|------------------------------------|------------------------------------|
| Inventories | 存貨 | 1,391.1 | 1,310.3 |
| Average inventories as a percentage of Cost of Goods Sold | 平均存貨佔售出貨品成本百分比 | 21.4% | 30.4% |
| Turnover days | 周轉日數 | 78 | 111 |

Trade debtors as of 31 December 2024 decreased to HK\$1,481.7 million from HK\$2,141.8 million as of 31 December 2023. The lower trade debtor balance was mainly due to the revenue increase in data centre which carrying a shorter payment terms. The debtors' turnover days of the Group decreased from 98 days to 91 days.

於2024年12月31日的應收賬項由2023年12月31日的2,141.8百萬港元減少至1,481.7百萬港元。應收賬項餘額較少主要乃由於數據中心收益增加且付款期限較短。本集團應收賬項的周轉日數由98日減少至91日。

The Group has tight management on credit exposure, and has delegated a credit team responsible for determination of credit limits, credit approvals and other monitoring procedures to ensure that follow-up action is taken to recover overdue debts. In addition, the Group has reviewed the recoverable amount of each individual trade debt at the end of each reporting period to ensure that adequate impairment losses are made for irrecoverable amounts. In this regard, the Directors consider that the Group's credit risk is significantly reduced. The overdue balances greater than 90 days accounted for 0.06% of the gross trade debtors as of 31 December 2024.

本集團對信貸風險實行嚴格管理，並指派信貸團隊負責信貸限額之釐定、信貸額之批核，並設有其他監管程序，確保能採取跟進措施收回逾期債務。此外，本集團已於各報告期末檢討每筆應收賬項的可收回金額，以確保就不可收回金額提撥充足減值虧損。就此而言，董事認為，本集團的信貸風險顯著降低。於2024年12月31日，逾期超過90日的逾期結餘佔應收賬項總額的0.06%。

| | | 31.12.2024 HK\$'million 百萬港元 | 31.12.2023 HK\$'million 百萬港元 |
|---|------------------|------------------------------------|------------------------------------|
| Trade debtors and bills receivables | 應收賬項及應收票據 | 1,481.7 | 2,141.8 |
| Average trade debtors as a percentage of revenue | 平均應收賬項佔收益百分比 | 25.0% | 26.8% |
| Turnover days | 周轉日數 | 91 | 98 |

Other debtors, deposits and prepayments as of 31 December 2024 were HK\$280.0 million, increased from HK\$172.0 million as of 31 December 2023. It was mainly attributable to the increase of value-added tax receivables and deposits and prepayment.

截至2024年12月31日的其他應收款、按金及預付款項為280.0百萬港元，較截至2023年12月31日的172.0百萬港元有所增加，乃主要歸因於應收增值稅及按金及預付款項增加。

MANAGEMENT DISCUSSION AND ANALYSIS (CONT'D)

管理層討論及分析(續)

Trade creditors as of 31 December 2024 were HK\$1,396.5 million, as compared to HK\$1,493.8 million as of 31 December 2023. It was mainly attributable to the increase of server business. The creditors' turnover days of the Group increased from 78 days to 84 days.

截至2024年12月31日的應付賬項為1,396.5百萬港元，而截至2023年12月31日則為1,493.8百萬港元，乃主要歸因於服務器業務增加。本集團應付賬項的周轉日數由78日增加至84日。

| | | 31.12.2024 HK\$'million 百萬港元 | 31.12.2023 HK\$'million 百萬港元 |
|--|----------------------|------------------------------------|------------------------------------|
| Trade creditors and bills payables | 應付賬項及應付票據 | 1,396.5 | 1,493.8 |
| Average trade creditors as a percentage of Cost of Goods Sold | 平均應付賬項佔售出貨品成本 百分比 | 22.9% | 21.4% |
| Turnover days | 周轉日數 | 84 | 78 |

Other creditors and accruals as of 31 December 2024 increased to HK\$195.6 million from HK\$141.2 million as of 31 December 2023, which was mainly due to the increase of other payables.

截至2024年12月31日的其他應付款及應計費用由截至2023年12月31日的141.2百萬港元增加至195.6百萬港元，主要由於其他應付款項增長所致。

Capital Expenditure

For the Current Year, the Group invested HK\$179.7 million in the purchase of tangible assets including machinery and equipment, leasehold improvements and office equipment. All these capital expenditures were financed from internal resources.

資本開支

於本年度，本集團投資179.7百萬港元購置有形資產（包括機器及設備、租賃物業裝修及辦公室設備）。所有此等資本開支均由內部資源提供資金。

Charge on Group Assets

Save for the bank deposits that were pledged to secure short-term bank loans and bills payables issued by the bank under the general banking facilities granted to the Group, as at 31 December 2024 and 31 December 2023, banking facilities extended to the Group were not secured with the Group's assets. Pledged bank deposits amounted to HK\$124.4 million and HK\$957.9 million as at 31 December 2024 and 31 December 2023 respectively.

集團資產抵押

除為獲取銀行根據授予本集團的一般銀行融資的短期銀行貸款及所發行的應付票據而抵押的銀行存款外，於2024年12月31日及2023年12月31日，本集團獲授的銀行融資並無以本集團資產作抵押。於2024年12月31日及2023年12月31日，已抵押銀行存款分別為124.4百萬港元及957.9百萬港元。

Gearing Ratio

Gearing ratio is calculated as net debt (defined as bank loans, loans from parent company and lease liabilities less bank balances and cash and pledged deposits) divided by the sum of net debt and total equity and multiplied by 100%. As at 31 December 2024, the Group's gearing ratio was 33.5% as compared to 55.3% in the Previous Financial Period, the decrease was mainly attributable to the decrease of bank loans and loans provided from Luxshare Group for financing the Group's operating working capital.

負債比率

負債比率根據債務淨額（定義為銀行貸款、來自母公司的貸款以及租賃負債減去銀行結餘及現金及已抵押存款）除以債務淨額及總權益之和再乘以100%計算。於2024年12月31日，本集團的負債比率為33.5%，而上一個財政期間則為55.3%，減少主要歸因於立訊集團為本集團的經營營運資金提供銀行貸款及貸款均有所減少。

CAPITAL STRUCTURE

The shares of the Company were listed on the Main Board of The Stock Exchange of Hong Kong Limited (the "Stock Exchange"). There has been no change in the capital structure of the Group since then. The share capital of the Group only comprises of ordinary shares.

資本結構

本公司股份在香港聯合交易所有限公司（「聯交所」）主板上市。自此，本集團資本結構概無任何變動。本集團的股本僅包括普通股。

As at 31 December 2024, the Company's issued share capital was HK\$19.5 million and the number of its issued ordinary shares were 1,948,744,000 of HK\$0.01 each.

於2024年12月31日，本公司的已發行股本為19.5百萬港元，而其已發行普通股數目為1,948,744,000股，每股面值0.01港元。

MANAGEMENT DISCUSSION AND ANALYSIS (CONT'D)

管理層討論及分析(續)

FOREIGN EXCHANGE EXPOSURE

Most of the Group's receipts and payments are denominated in United States dollars, Hong Kong dollars, Renminbi and Euro. The Group's management monitors the risk of related foreign exchange exposure by entering into forward foreign exchange contracts. Foreign currency exchange rates are volatile and may have an impact on the Group's results. The Group's management evaluates the Group's foreign currency exposure on a continuing basis and takes actions to minimise the Group's exposure whenever necessary.

TREASURY POLICIES

As an internal treasury policy, the Group continues to implement a prudent policy on financial management policy and does not participate in any high-risk speculative activities. However, the Group's management monitors foreign exchange exposure and will consider hedging significant foreign currency exposure should the need arise. The Group will also monitor and maintain a Hong Kong dollar cash balance to minimise the need for unnecessary foreign exchange conversion which may result in exchange loss.

The reporting currency of the Group is presented in Hong Kong dollars, as the Directors consider that it is more relevant to the users of the consolidated financial statements as the Company listed its shares on the Stock Exchange.

CAPITAL COMMITMENTS AND CONTINGENT LIABILITIES

As of 31 December 2024, the Group had not provided any form of guarantee for any company outside the Group and had not been involved in any material legal proceedings for which provision for contingent liabilities was required.

The capital commitment of the Group is as follows:

| | |
|---|-------------------------------------|
| Capital expenditure in respect of the acquisition of property, plant and equipment contracted but not provided for in the consolidated financial statements | 有關收購已訂約但尚未於綜合財務報表作出撥備的物業、廠房及設備的資本開支 |
|---|-------------------------------------|

外匯風險

本集團大部分收付款以美元、港元、人民幣及歐元計值。本集團管理層透過訂立遠期外匯合約監察其相關外匯風險。匯率波動可能對本集團業績產生影響。本集團管理層持續評估本集團的外幣風險，並於必要時採取措施盡量降低本集團的風險。

庫務政策

作為內部庫務政策，本集團繼續就財務管理政策實施審慎政策，並無參與任何高風險投機活動。然而，本集團管理層會監察外匯風險，並將於需要時考慮對沖重大外幣風險。本集團亦將監察及維持港元現金結餘，以盡量減少對可能引致匯兌虧損的不必要外匯兌換的需求。

本集團的呈報貨幣為港元，乃由於董事認為，此舉對綜合財務報表的使用者更為貼合，原因為本公司股份於聯交所上市。

資本承擔及或然負債

截至2024年12月31日，本集團並無向本集團以外任何公司以任何形式作擔保，亦無牽涉任何重大法律訴訟而須就或然負債作出撥備。

本集團的資本承擔如下：

| 31.12.2024 HK\$'million 百萬港元 | 31.12.2023 HK\$'million 百萬港元 |
|------------------------------------|------------------------------------|
| 11.7 | 25.2 |

SIGNIFICANT INVESTMENTS HELD, MATERIAL ACQUISITIONS AND DISPOSALS OF SUBSIDIARIES, ASSOCIATES AND JOINT VENTURES AND PLANS FOR MATERIAL INVESTMENTS OR CAPITAL ASSETS

Save as disclosed in this report, the Group did not have any significant investments held, material acquisitions and disposals of subsidiaries, associates and joint ventures for FY2024. There is no other plan for material investments or capital assets as at 31 December 2024.

持有重大投資、重大收購及出售附屬公司、聯營公司及合營企業以及重大投資或資本資產計劃

除本報告所披露者外，於2024財政年度，本集團並無持有任何重大投資、重大收購及出售附屬公司、聯營公司及合營企業。於2024年12月31日，概無其他重大投資或資本資產計劃。

MANAGEMENT DISCUSSION AND ANALYSIS (CONT'D)

管理層討論及分析(續)

PRINCIPAL RISKS AND UNCERTAINTIES

The Directors believe that there are certain risks and uncertainties involved in the operations of the Group, some of which are beyond the Group's control. The Directors believe the more significant risks relating to the business are as follows:

- the Group may experience labour shortage or unrest or may incur high labour costs;
- the Group is exposed to credit risk of its customers;
- fluctuations in the prices of the Group's major raw materials or commodity prices could materially and adversely affect its business, financial conditions and results of operations;
- if the Group fails to attract or retain its key managerial and technical personnel, the Group may compromise its ability to maintain strong relationships with its customers and suppliers, develop new products and effectively carry on the R&D and other efforts;
- any occurrence of natural disasters, widespread health epidemics or other events could have a material adverse effect on the business, financial condition and results of operations of the Group.

A detailed discussion of the risk factors is set forth in the section headed "Risk Factors" in the Prospectus.

EMPLOYEE

As of 31 December 2024, the total headcount for the Company was approximately 6,031, compared to 5,386 as at 31 December 2023. The increase was mainly driven by the increase of new hiring staff from Time Huizhou, Time Shanghai, Time Da Chuang Information (Shanghai) Limited, Time Jiangxi and Linkz Mexico. Fair and competitive remuneration package and benefits are offered to employees as well as discretionary bonus and share options. Various types of trainings were provided to the employees. Total employee benefit expenses including Directors' remuneration for the Current Year were approximately HK\$837.6 million, as compared to approximately HK\$455.7 million in the Previous Financial Period. Remuneration is determined with reference to performance, skills, qualifications and experience of the staff concerned and in accordance with the prevailing industry practice.

主要風險及不確定因素

董事相信，本集團經營業務涉及若干風險及不確定因素，其中部分超出本集團的控制範圍。董事相信，以下為與業務相關的較重大風險：

- 本集團或會遭遇勞動力短缺或勞資糾紛或可能承擔高昂勞動成本；
- 本集團面對其客戶的信貸風險；
- 本集團的主要原材料價格或商品價格波動可對其業務、財務狀況及經營業績造成重大不利影響；
- 倘本集團未能吸引或挽留其主要管理及技術人員，本集團在與其客戶及供應商維繫穩固關係、開發新產品及有效進行研發及其他方面的能力可能受損；
- 發生任何自然災害、危害健康的傳染病迅速擴散或其他事件或會對本集團的業務、財務狀況及經營業績構成重大不利影響。

有關風險因素的詳細論述載於招股章程「風險因素」一節。

僱員

截至2024年12月31日，本公司共有約6,031名僱員，而於2023年12月31日則有5,386名。該增加主要受惠州匯聚、上海輝炬、匯聚達創信息(上海)有限公司、江西匯聚及Linkz Mexico新招聘員工的增加所帶動。僱員獲提供公平及具競爭力的薪酬福利待遇、酌情花紅及購股權。僱員亦獲提供各類型的培訓。於本年度的僱員福利開支總額(包括董事薪酬)約為837.6百萬港元，而上一個財政期間則約為455.7百萬港元。薪酬乃經參考相關員工的表現、技能、資歷及經驗後並根據現行行業慣例釐定。

BIOGRAPHICAL DETAILS OF THE DIRECTORS AND SENIOR MANAGEMENT

董事及高級管理層履歷詳情

Biographical details of the Directors and the senior management of the Group are set out as follows:

EXECUTIVE DIRECTORS

Mr. Cua Tin Yin Simon (“**Mr. Cua**”), aged 63, joined the Group in 1992 and has been appointed as the chief executive officer (the “**Chief Executive Officer**”) and an executive Director since 10 July 2017. Mr. Cua has gathered extensive experiences in the electronics and cable industry in the PRC since the 1980s. Mr. Cua was honoured with the Young Industrialist Awards of Hong Kong. He is one of the founding members of the China Overseas Chinese Entrepreneurs Association (“**COCEA**”) and has been a member of COCEA since January 2008. He has also been elected as a council member of International Cablemakers Federation since 2014. He is currently a member of Federation of Hong Kong-Shanghai Associations (formerly known as Hong Kong-Shanghai Economic Development Association), the director of Shanghai Chinese Overseas Friendship Association and the executive committee member of Hong Kong Electronic Industries Association and Hong Kong Electronics Industry Council. He also serves as a member of Ivey Asian Advisory Board of Ivey Business School of Asia of The University of Western Ontario. Mr. Cua was the winner of the EY Entrepreneur Of the Year 2024. He is also the co-chairman of Medical Engineering and Innovation Council under FHKI since January 2025. Mr. Cua holds a Master of Business Administration degree and an honorary Doctorate of Laws (LL.D.) degree from The University of Western Ontario, Canada.

Mr. Wong Chi Kuen (“**Mr. Wong**”), aged 59, joined the Group in 2010 and has been appointed as the chief financial officer (the “**Chief Financial Officer**”) and an executive Director since 10 July 2017. Mr. Wong has over 27 years of experience in management accounting and operation management. He first joined Linkz Industries Limited (“**Linkz Industries**”) (the former controlling shareholder of the Company) in 1994 and was transferred to LTK International Limited (a subsidiary of Belden Inc., a company listed on the Stock Exchange of New York (stock code: BDC)) following the disposal of Linkz’s electronic cables business in 2007. Mr. Wong re-joined Linkz Industries as financial controller in July 2010. Mr. Wong obtained a Bachelor of Business Administration from Hong Kong Metropolitan University (formerly known as The Open University of Hong Kong). Mr. Wong is currently a fellow member of the Association of International Accountants and a certified public accountant of the Hong Kong Institute of Certified Public Accountants. He was also admitted as International Accountant (FAIA) jointly by Association of International Accountants and China Association of Chief Financial Officers.

董事及本集團高級管理層履歷詳情載列如下：

執行董事

柯天然先生（「柯先生」），63歲，於1992年加入本集團及自2017年7月10日起獲委任為行政總裁（「行政總裁」）兼執行董事。自1980年代起，柯先生於中國的電子及電線行業積累豐富經驗。柯先生曾榮獲香港青年工業家獎。彼自2008年1月起為中國僑商投資企業協會（「中國僑商投資企業協會」）的其中一位創始成員及會員。彼自2014年起亦獲選為國際線纜製造商聯盟的理事會成員。彼現為滬港社團總會（前稱滬港經濟發展協會）的會員、上海海外聯誼會的理事以及香港電子業商會及香港電子業總會的執行委員會成員。彼亦為西安大略大學亞洲毅偉商學院（Ivey Business School of Asia）毅偉亞洲顧問委員會（Ivey Asian Advisory Board）的成員。柯先生榮獲2024年安永企業家獎。彼亦自2025年1月起為香港工業總會轄下醫學工程及創新協會的聯席主席。柯先生持有加拿大西安大略大學工商管理碩士學位及榮譽法學博士學位。

黃志權先生（「黃先生」），59歲，於2010年加入本集團及自2017年7月10日起獲委任為首席財務官（「首席財務官」）兼執行董事。黃先生擁有逾27年管理會計及營運管理經驗。彼最初於1994年加入領先工業有限公司（「領先工業」）（本公司前控股股東），於2007年出售領先電子線業務後轉職至樂庭國際有限公司（百通公司的附屬公司，百通公司為一家於紐約證券交易所上市公司，股份代號：BDC）。黃先生於2010年7月重返領先工業擔任財務總監。黃先生於香港都會大學（前稱香港公開大學）取得工商管理學士學位。黃先生現為國際會計師公會的資深會員及香港會計師公會的執業會計師。彼亦獲國際會計師公會及中國總會計師協會聯合授予國際會計師銜頭。

BIOGRAPHICAL DETAILS OF THE DIRECTORS AND SENIOR MANAGEMENT (CONT'D)

董事及高級管理層履歷詳情(續)

NON-EXECUTIVE DIRECTOR

Ms. Wang Laichun (“**Ms. Wang**”), aged 57, has been appointed as the chairman of the Board (the “**Chairman**”) and the non-executive Director since 19 April 2022.

Ms. Wang has over 32 years of experience in the electronics industry. She is the chairman and general manager of Luxshare Precision Industry Co., Ltd., a company incorporated in the PRC with limited liability and listed on the Shenzhen Stock Exchange (stock code: 002475). Ms. Wang had worked in Sanyo Electric (Shekou) Co., Ltd. from 1984 to 1986. Ms. Wang had worked in the Wiring Business Unit of Foxconn, a subsidiary of Hon Hai Technology Group (Foxconn) for nearly 10 years since 1988. Ms. Wang left Foxconn in 1997 to start her own business. In 1999, Ms. Wang and Mr. Wang Laisheng jointly purchased the shares of Luxshare Limited. In 2004, Ms. Wang founded Luxshare Precision Industry (Shenzhen) Co., Ltd. through Luxshare Limited and acted as the chairman of the board of directors. Ms. Wang holds an EMBA from the Shenzhen Graduate School of Tsinghua University.

INDEPENDENT NON-EXECUTIVE DIRECTORS

Mr. Ho Hin Shun (“**Mr. Ho**”), aged 60, has been appointed as the independent non-executive Director since 24 January 2018. Mr. Ho has over 32 years of experience in sales and marketing on electronics components and substantial management experience in multinational corporations. Mr. Ho obtained a Bachelor of Science degree in Engineering from the University of Hong Kong. He further obtained his Master of Business Administration from The Chinese University of Hong Kong.

Mr. Luk Wai Shing (“**Mr. Luk**”), aged 56, has been appointed as the independent non-executive Director since 24 January 2018. Mr. Luk has over 26 years’ experience of business development, marketing, customers relationship and compliance in banking industry. Mr. Luk obtained a Bachelor of Business Administration degree from The Chinese University of Hong Kong and has been a certified financial planner accredited by the Institute of Financial Planners of Hong Kong.

Mr. Chan Chung Shun Eric (“**Mr. Eric Chan**”), aged 59, has been appointed as the independent non-executive Director since 24 January 2018. Mr. Eric Chan has over 32 years’ experience in the senior positions of the finance and accounting field. He obtained a Master of Management Sciences degree from University of Hull. Mr. Eric Chan has been a certified public accountant of the Hong Kong Institute of Certified Public Accountants and a fellow of The Association of Chartered Certified Accountants.

SENIOR MANAGEMENT

Mr. Chaung Kwai Wing (“**Mr. Chaung**”), aged 61, joined the Group in 2020 and is currently the Chief Operating Officer of the Group and a director of Linkz Suzhou, Linkz Industries (Shanghai) Limited (“**Linkz Shanghai**”) and Linkz Mexico. He has been engaging in the electronics and cable industry for over 38 years, taking senior positions in sales and marketing and general management. He first joined Linkz Industries in 1996 and was transferred to LTK International Limited following the disposal of Linkz’s electronic cables business in 2007. He re-joined the Group in 2020. Mr. Chaung holds a Master of Business Administration degree and a Bachelor of Science degree from The Chinese University of Hong Kong.

非執行董事

王來春女士（「**王女士**」），57歲，自2022年4月19日起獲委任為董事會主席（「**主席**」）兼非執行董事。

王女士於電子行業擁有逾32年經驗。彼為立訊精密工業股份有限公司（一間於中國註冊成立的有限責任公司，並於深圳證券交易所上市，股份代號：002475）的董事長兼總經理。王女士於1984年至1986年任職於三洋電機（蛇口）有限公司。王女士自1988年起於鴻海科技集團（富士康）的附屬公司富士康線裝事業部工作近10年。王女士於1997年離開富士康，開展其個人事業。於1999年，王女士及王來勝先生共同購買立訊有限公司的股權。於2004年，王女士通過立訊有限公司設立立訊精密工業（深圳）有限公司，並擔任董事長。王女士持有清華大學深圳研究生院高級管理人員工商管理碩士學位。

獨立非執行董事

何顯信先生（「**何先生**」），60歲，自2018年1月24日起獲委任為獨立非執行董事。何先生擁有逾32年電子元件銷售及市場營銷經驗，亦擁有豐富的跨國公司管理經驗。何先生於香港大學取得工程理學士學位。彼進一步於香港中文大學取得其工商管理碩士學位。

陸偉成先生（「**陸先生**」），56歲，自2018年1月24日起獲委任為獨立非執行董事。陸先生於銀行業擁有逾26年業務發展、營銷、客戶關係及合規事宜的經驗。陸先生於香港中文大學取得工商管理學士學位，並獲香港財務策劃師學會頒授認可財務策劃師資歷。

陳忠信先生（「**陳忠信先生**」），59歲，自2018年1月24日起獲委任為獨立非執行董事。陳忠信先生於財務及會計領域高級職位中擁有逾32年經驗。彼於赫爾大學取得管理科學碩士學位。陳忠信先生為香港會計師公會執業會計師以及特許公認會計師公會資深會員。

高級管理層

莊桂榮先生（「**莊先生**」），61歲，於2020年加入本集團，現時為本集團的首席運營官及華迅蘇州、領迅電線工業（上海）有限公司（「**領迅上海**」）及Linkz Mexico的董事。彼從事電子及電線行業超過38年，於銷售、市場營銷及一般管理方面擔任高級職務。彼於1996年首次加入領先工業，於2007年出售領先電子線業務後轉職至樂庭國際有限公司，並於2020年重新加入本集團。莊先生持有香港中文大學工商管理碩士學位及理學士學位。

BIOGRAPHICAL DETAILS OF THE DIRECTORS AND SENIOR MANAGEMENT (CONT'D)

董事及高級管理層履歷詳情(續)

Mr. Li Ping Kuen ("Mr. Li"), aged 59, joined the Group in 1993 and is currently the Chief Technology Officer of the Group. He has been engaging in the electronics and cable industry for over 36 years, dedicated to research and development of new products and technology. Mr. Li holds a Bachelor of Science degree in Engineering from the University of Hong Kong.

Mr. Chan Ting Hei ("Mr. Chan"), aged 60, joined the Group in 1992 and is currently the Chief Procurement Officer of the Group and a director of Time Huizhou, Linkz Suzhou and Linkz Shanghai. Mr. Chan has over 35 years' working experience in the cable industry. He obtained a Master of Science degree in Management of Manufacture from Coventry Polytechnic (now known as Coventry University), a Master of Business Administration degree from the University of South Australia and a Master of Arts degree in International Business Management from the City University of Hong Kong.

Mr. Chu Yi-fu ("Mr. Chu"), aged 59, joined the Group in April 2018 and is currently the General Manager of Time Huizhou and a director of Time Interconnect Wire Technology (Huizhou) Limited ("Time Wire Huizhou") and Huizhou Chuangxiang Technology Limited ("Huizhou Chuangxiang"). Mr. Chu has over 23 years' working experience in the cable industry, taking senior positions in business development and factory management. He obtained an EMBA from Fudan University, PRC.

Mr. Zhan Yangwang ("Mr. Zhan"), aged 52, joined the Group in 2012 and is currently the Deputy General Manager of Time Huizhou and Financial Controller of the Cable Assembly Business and a director of Time Wire Huizhou. Mr. Zhan has over 29 years' working experience in the accounting and finance field. He obtained an Associate degree of Industrial Management Engineering in Industrial Accounting from Nanchang University and a Master of Business Administration degree from the Hong Kong Baptist University.

Mr. Zhong Xilin ("Mr. Zhong"), aged 45, joined the Group in 2003 and is currently the Assistant General Manager of Sales of the Cable Assembly Business. Mr. Zhong has over 25 years' experience of sales and marketing in the cable industry. He completed a professional training in Plants Protection from Hengyang City Agricultural School and obtained an Associate degree in Business Administration from the Communication University of China.

Mr. Zhou Yinfa ("Mr. Zhou"), aged 60, joined the Group in 2005 and is currently the Assistant to General Manager of Time Huizhou. Mr. Zhou has over 36 years' working experience in the cable industry. He obtained a Bachelor of Engineering degree from South China University of Technology and has been qualified as an electrical and mechanical engineer.

Mr. Liu Zuhong ("Mr. Liu"), aged 75, joined the Group in 2020 and is currently the Assistant to CEO of the Digital Cable Business. Mr. Liu has over 34 years' experience in the electronics and cable industry in PRC, taking senior positions in business development, domestic sales and factory management.

李炳權先生 (「李先生」)，59歲，於1993年加入本集團，現時為本集團的首席技術官。彼從事電子及電線行業超過36年，一直致力研發新產品及技術。李先生持有香港大學工程理學士學位。

陳庭禧先生 (「陳先生」)，60歲，於1992年加入本集團，現時為本集團首席採購官及惠州匯聚、華迅蘇州及領迅上海的董事。陳先生在電線行業擁有逾35年工作經驗。彼於考文垂理工學院(現稱考文垂大學)取得生產管理學碩士學位、於南澳大學取得工商管理碩士學位及於香港城市大學取得國際企業管理學碩士學位。

朱一夫先生 (「朱先生」)，59歲，於2018年4月加入本集團，目前為惠州匯聚的總經理，以及匯聚線束科技(惠州)有限公司(「匯聚線束惠州」)及惠州創享科技有限公司(「惠州創享」)的董事。朱先生於電線行業擁有逾23年的工作經驗，在業務發展及工廠管理方面擔任高級職務。彼取得中國復旦大學高級管理人員工商管理碩士學位。

占陽旺先生 (「占先生」)，52歲，於2012年加入本集團，目前為惠州匯聚的常務副總經理、電線組件業務的財務總監及匯聚線束惠州的董事。占先生於會計及財務領域擁有逾29年的工作經驗。彼於南昌大學取得工業管理工程系工業會計專科學位及於香港浸會大學取得工商管理碩士學位。

鍾喜林先生 (「鍾先生」)，45歲，於2003年加入本集團，現時擔任電線組件業務的營業副總經理。鍾先生於電線行業擁有逾25年的銷售及市場營銷經驗。彼於衡陽市農業學校完成植物保護的專業培訓及於中國傳媒大學取得工商企業管理專科學歷。

周銀發先生 (「周先生」)，60歲，於2005年加入本集團，現時擔任惠州匯聚總經理助理。周先生於電線行業擁有逾36年的工作經驗。彼於華南理工大學取得工程學學士學位，並為合資格機電工程師。

劉祖洪先生 (「劉先生」)，75歲，於2020年加入本集團，現時為數字電線業務行政總裁助理。劉先生在中國電子及電線行業擁有逾34年的經驗，於業務發展、國內銷售及工廠管理方面擔任高級職務。

BIOGRAPHICAL DETAILS OF THE DIRECTORS AND SENIOR MANAGEMENT (CONT'D)

董事及高級管理層履歷詳情(續)

Mr. Yao Honglin ("Mr. Yao"), aged 59, joined the Group in 1999 and is currently the Assistant General Manager of Manufacturing of the Digital Cable Business. Mr. Yao has over 37 years of experience in technology development, quality control and production management. He obtained an Associate degree in Mechanical Engineering – Mechanical Manufacturing Technology and Equipment from Nantong University (formerly known as Nantong Textile Engineering College) and a Quality Professional certificate issued by the State General Administration of the People's Republic of China for Quality Supervision and Inspection and Quarantine.

Mr. Liu Yaliang, aged 49, joined the Group in 2000 and is currently the Chief Engineer of the Digital Cable Business. Mr. Liu Yaliang has over 26 years' experience of manufacturing engineering and product development in the wire and cable industry, with his efforts committed to R&D of digital cables in the latest 20 years. He obtained a Bachelor of Engineering degree in Mechanical Electrical Engineering from Nanjing University of Science & Technology. Mr. Liu Yaliang has also been qualified as a Senior Engineer in Professor Level (正高級工程師) and was appointed as a part-time tutor for master's degree students in electrical engineering of Harbin University of Science and Technology. He is currently a distinguished expert for the Research Centre of the Economic Operation of the Optical Fiber and Electric Cable and Optical Device Industry. He received a number of technical awards from Shanghai local authorities and reputable institutions of the industry.

Mr. Fu Kuanlin ("Mr. Fu"), aged 54, joined the Group in 2019 and is currently the Director of Manufacturing – Specialty Cables of the Digital Cable Business. Mr. Fu has over 31 years' working experience in the wire and cable industry. He holds a Master of Business Administration degree from Xi'an Jiaotong University and a Bachelor of Engineering degree in Mechanical Manufacturing Technology and Equipment from Hunan University.

Mr. Ling Zhen ("Mr. Ling"), aged 50, joined the Group in 1995 and is currently the Assistant Financial Controller of the Digital Cable Business. He is also the Supervisor of Linkz Suzhou, Linkz Shanghai, Hover (Kunshan) Electronic Material Co., Limited and Kunshan Deqin Machinery Limited. Mr. Ling has over 29 years' working experience in the finance and accounting field. He holds an Associate degree in International Accounting from East China Normal University and an accountancy certificate issued and approved by the Ministry of Personnel and Ministry of Finance of the PRC.

COMPANY SECRETARY

Ms. Ng Hoi Ying ("Ms. Ng"), aged 38, has been appointed as the company secretary of the Company since 1 March 2019. Ms. Ng has over 16 years of experience in auditing, accounting and financial reporting. Ms. Ng is currently a company secretarial manager at Blooming (HK) Business Limited, a company primarily engaged in corporate advisory and company secretarial services. Ms. Ng is also the company secretary of seven companies listed on the Stock Exchange. Ms. Ng obtained a degree of Bachelor of Business Administration (Honours) in Accountancy from The Hong Kong Polytechnic University. Ms. Ng is a member of the Hong Kong Institute of Certified Public Accountants.

姚宏林先生 (「姚先生」)，59歲，於1999年加入本集團，現時為數字電線業務製造副總經理。姚先生在技術開發、質量控制及生產管理方面擁有逾37年的經驗。彼取得南通大學(前稱南通紡織工學院)機械製造工藝及設備專科學位，並獲得由中華人民共和國國家質量監督檢驗檢疫總局頒發的質量專業證書。

劉雅樑先生，49歲，於2000年加入本集團，現時為數字電線業務總工程師。劉雅樑先生在電線電纜行業擁有逾26年製造工程及產品開發的經驗，最近20年致力於數字電線的研發。彼取得南京理工大學機械電子工程學學士學位。劉雅樑先生已獲得正高級工程師專業資格，並曾獲聘為哈爾濱理工大學電氣工程學科碩士研究生之兼職導師。彼現時為光電線纜及光器件行業經濟運行情況研究中心之特聘專家。彼獲上海市地方政府及業內知名機構頒發多項技術獎。

傅寬林先生 (「傅先生」)，54歲，於2019年加入本集團，現時為數字電線業務特種線製造總監。傅先生在電線電纜行業擁有逾31年的工作經驗。彼取得西安交通大學工商管理碩士學位及湖南大學機械製造工藝與設備工程學士學位。

凌真先生 (「凌先生」)，50歲，於1995年加入本集團，現時為數字電線業務財務副總監。彼亦為華迅蘇州、領迅上海、豪和(昆山)電子材料有限公司及昆山市德勤機械有限公司的監督。凌先生於財務及會計領域擁有逾29年的工作經驗。彼取得華東師範大學國際會計專科學位，並取得由中國人事部及財政部頒發和認可的會計專業資格證書。

公司秘書

吳愷盈女士 (「吳女士」)，38歲，自2019年3月1日起獲委任為本公司之公司秘書。吳女士於審計、會計及財務報告方面擁有逾16年的經驗。吳女士現時為Blooming (HK) Business Limited (一間主要從事企業顧問及公司秘書服務之公司) 之公司秘書經理。吳女士亦為七間聯交所上市公司的公司秘書。吳女士於香港理工大學取得會計學(榮譽)工商管理學士學位。吳女士為香港會計師公會的會員。

DIRECTOR'S REPORT

董事會報告

The Board is pleased to present the annual report together with the audited consolidated financial statements of the Group for the year ended 31 December 2024.

PRINCIPAL ACTIVITIES

The Company is an investment holding company, and its subsidiaries are principally engaged in manufacture and sales of cable assembly, digital cable and server products (the "Core Business"). Details of the principal activities of its subsidiaries are set out in Note 36 to the consolidated financial statements. There were no significant changes in the nature of the Group's principal activities during the year ended 31 December 2024.

BUSINESS REVIEW

The business review of the Group for the year is set out in the "Chairman's Statement" and "Management Discussion and Analysis" of this annual report.

DIVIDEND POLICY

The Board has adopted a dividend policy (the "Dividend Policy") on 28 December 2018. Details of the Dividend Policy is disclosed as below.

The Company adopts a general dividend policy that aims to provide shareholders of the Company out of the Group's profit attributable to shareholders in any financial year, subject to the criteria set out below.

Such declaration and payment of dividends shall remain to be determined at the discretion of the Board and subject to all applicable requirements (including without limitation restrictions on dividend declaration and payment) under the Companies Ordinance (Cap. 622 of the Laws of Hong Kong) and the memorandum and articles of association of the Company.

In proposing any dividend payout, the Board shall also take into account, inter alia:–

- the Group actual and expected financial performance;
- Shareholders' interests;
- retained earnings and distributable reserves of the Company and each of the other members of the Group;
- the level of the Group's debts to equity ratio, return on equity and financial covenants to which the Group is subject;
- possible effects on the Group's creditworthiness;
- any restrictions on payment of dividends that may be imposed by the Group's lenders;
- the Group's expected working capital requirements and future expansion plans;
- liquidity position and future commitments at the time of declaration of dividend;
- taxation considerations;
- statutory and regulatory restrictions;
- general business conditions and strategies;
- general economic conditions, business cycle of the Group's business and other internal or external factors that may have an impact on the business or financial performance and position of the Company; and
- other factors that the Board deems appropriate.

董事會欣然提呈截至2024年12月31日止年度的年報連同本集團的經審核綜合財務報表。

主要業務

本公司為一間投資控股公司，而其附屬公司主要從事製造及銷售電線組件，數字電線及服務器產品（「核心業務」）。其附屬公司的主要業務的詳情載於綜合財務報表附註36。本集團於截至2024年12月31日止年度的主要業務性質概無重大變動。

業務回顧

本集團於年內的業務回顧載於本年報的「主席報告」及「管理層討論及分析」內。

股息政策

董事會已於2018年12月28日採納一項股息政策（「股息政策」）。股息政策詳情如下文所披露。

本公司採納一般股息政策，旨在於任何財政年度向本公司股東提供本集團之股東應佔溢利，惟須遵守下列標準。

有關宣派及派付股息仍由董事會酌情決定，並須遵守香港法例第622章《公司條例》及本公司組織章程大綱及細則的所有適用規定（包括但不限於股息宣派及派付限制）。

建議派付任何股息時，董事會亦應考慮（其中包括）：–

- 本集團的實際及預期財務業績；
- 股東權益；
- 本公司及本集團其他各成員公司的保留盈利及可分配儲備；
- 本集團之負債股權比率、股本回報率，以及施加於本集團的財務限制所處之水平；
- 對本集團信用可靠程度之潛在影響；
- 由本集團的貸款人可能施加的任何股息派付限制；
- 本集團之預期營運資金需求以及未來擴張計劃；
- 於宣派股息時之流動資金狀況及未來之承諾情況；
- 稅務考慮；
- 法定和監管限制；
- 整體商業條件及策略；
- 整體經濟狀況、本集團業務的商業週期，以及可能影響本公司業務或財務表現和狀況的其他內部或外部因素；及
- 董事會認為適當的其他因素。

DIRECTOR'S REPORT (CONT'D)

董事會報告 (續)

The Board may propose the payment of dividends, if any, with respect to the Company's shares on a per share basis.

In addition to cash, dividends may be distributed in the form of shares subject to and in accordance with the procedures set out in the Company's memorandum and articles of association.

Except for interim dividend, any dividends declared by the Company must be approved by an ordinary resolution of shareholders at the general meeting and must not exceed the amount recommended by the Board. The Board may from time to time pay to the shareholders such interim dividends as appear to the directors to be justified by the profits of the Company available for distribution.

The Company will continually review the Dividend Policy and reserves the right in its sole and absolute discretion to update, amend and/or modify the Dividend Policy at any time, and the Dividend Policy shall in no way constitute a legally binding commitment by the Company that dividends will be paid in any particular amount and/or in no way obligate the Company to declare a dividend at any time or from time to time.

Pursuant to the Code Provision F.1.1 under Appendix C1 Corporate Governance Code and Corporate Governance Report, the Company should disclose the policy on payment of dividend in the annual report.

RESULTS AND DIVIDEND

The results of the Group for the year ended 31 December 2024 are set out in the consolidated statement of profit or loss and other comprehensive income of this annual report. The state of affairs of the Group and the Company as at 31 December 2024 are set out in the consolidated statement of financial position and Note 35 to the consolidated financial statements respectively. The Board does recommend the payment of a final dividend of HK1.3 cents (nine months ended 31 December 2023: HK0.7 cents) per share, amounting to a total of approximately HK\$25.3 million (nine months ended 31 December 2023: HK\$13.6 million).

CLOSURE OF REGISTER OF MEMBER

The forthcoming annual general meeting is scheduled to be held on Friday, 23 May 2025 (the "AGM"). For determining the entitlement to attend and vote at the AGM, the register of members of the Company will be closed from Tuesday, 20 May 2025 to Friday, 23 May 2025, both days inclusive, during which period no transfer of shares of the Company will be registered. In order to attend and vote at the AGM, all share transfer documents accompanied by the relevant share certificates must be lodged with the share registrar of the Company in Hong Kong, Tricor Investor Services Limited, 17/F, Far East Finance Centre, 16 Harcourt Road, Hong Kong, for registration not later than 4:30 p.m. on Monday, 19 May 2025.

In order to qualify for the entitlement to the proposed final dividend, the register of members of the Company will also be closed from Thursday, 29 May 2025 to Monday, 2 June 2025, both days inclusive, during which period no transfer of shares in the Company will be registered. All transfer of shares, accompanied by the relevant share certificates, must be lodged with the branch share registrar of the Company in Hong Kong, Tricor Investor Services Limited at 17/F, Far East Finance Centre, 16 Harcourt Road, Hong Kong for registration not later than 4:30 p.m. on Wednesday, 28 May 2025. If the resolution of the proposed final dividend is passed at the AGM, the proposed final dividend will be payable to Shareholders whose names appear on the register of members of the Company on Monday, 2 June 2025. The proposed final dividend is expected to be paid on or before Thursday, 26 June 2025.

FINANCIAL SUMMARY

A summary of the results, assets and liabilities of the Group for the five financial years is set out on page 172 in this annual report. This summary does not form part of the audited consolidated financial statements of the Group.

董事會可就本公司股份以每股股份為基準建議派付股息 (如有)。

除現金外，股息可以股份形式分派，惟須遵守及按照本公司組織章程大綱及細則規定的程序進行。

除中期股息外，本公司宣派的任何股息必須於股東大會上經股東的普通決議案予以批准，且不得超過董事會所建議的數額。倘董事認為本公司的可供分派溢利足以作出有關分派，董事會可不時向股東派付中期股息。

本公司將會持續審閱股息政策以及保留其唯一及絕對酌情權於任何時間更新、修訂及／或修改股息政策，並且股息政策並不構成具法律約束力的承諾使本公司將以任何具體金額派付股息，及／或並不使本公司有義務於任何時間或不時宣派股息。

根據附錄C1企業管治守則項下守則條文第F.1.1條及企業管治報告，本公司應於年報中披露有關派付股息的政策。

業績及股息

本集團截至2024年12月31日止年度的業績載於本年報的綜合損益及其他全面收益表。本集團與本公司於2024年12月31日的業務狀況分別載於綜合財務狀況表及綜合財務報表附註35。董事會建議派付末期股息每股1.3港仙 (截至2023年12月31日止九個月：0.7港仙)，總金額約為25.3百萬港元 (截至2023年12月31日止九個月：13.6百萬港元)。

暫停辦理股份過戶登記手續

應屆股東週年大會預定將於2025年5月23日 (星期五) 舉行 (「股東週年大會」)。為釐定出席股東週年大會並於會上投票的權利，本公司將由2025年5月20日 (星期二) 至2025年5月23日 (星期五) (包括首尾兩日) 期間暫停辦理股東登記手續，期間不會進行本公司的股份過戶登記。為出席股東週年大會並於會上投票，所有股份過戶文件連同相關股票須不遲於2025年5月19日 (星期一) 下午四時三十分前交回本公司的香港股份過戶登記分處卓佳證券登記有限公司 (地址為香港夏慤道16號遠東金融中心17樓)。

為符合資格享有建議末期股息，本公司將由2025年5月29日 (星期四) 至2025年6月2日 (星期一) (包括首尾兩日) 期間暫停辦理股東登記手續，期間不會進行本公司的股份過戶登記。所有股份過戶文件連同相關股票須不遲於2025年5月28日 (星期三) 下午四時三十分前交回本公司的香港股份過戶登記分處卓佳證券登記有限公司 (地址為香港夏慤道16號遠東金融中心17樓)。倘建議末期股息的決議案於股東週年大會上獲通過，建議末期股息將派付予於2025年6月2日 (星期一) 名列本公司股東名冊的股東。建議末期股息預期將於2025年6月26日 (星期四) 或之前派付。

財務概要

本集團五個財政年度的業績、資產及負債概要載於本年報第172頁。本概要並不構成本集團經審核綜合財務報表的一部分。

DIRECTOR'S REPORT (CONT'D)

董事會報告 (續)

PROPERTY, PLANT AND EQUIPMENT

Details of movements in the property, plant and equipment of the Group during the year ended 31 December 2024 are set out in Note 15 to the consolidated financial statements.

SHARE CAPITAL

Details of movements in the Company's share capital during the year ended 31 December 2024, together with the reasons thereof, are set out in Note 30 to the consolidated financial statements.

RESERVES

Details of movements in the reserves of the Group and the Company during the year ended 31 December 2024 are set out in consolidated statement of changes in equity and Note 35 to the consolidated financial statements respectively.

DISTRIBUTABLE RESERVES

At 31 December 2024, the Company's reserves available for distribution to owners comprising share premium account add accumulated profits, amounted to approximately HK\$356.2 million.

SHARE OPTION SCHEMES

The Company conditionally adopted a share option scheme on 24 January 2018 (the **"2018 Share Option Scheme"**). Pursuant to an ordinary resolution passed at the extraordinary general meeting of the Company held on 21 March 2023, the Company conditionally adopted a new share option scheme (the **"2023 Share Option Scheme"**) and terminated the 2018 Share Option Scheme. The summary of the 2023 Share Option Scheme are set out in a circular to the shareholders of the Company dated 2 March 2023. The terms of the 2023 Share Option Scheme are in accordance with the provisions of Chapter 17 of the Rules Governing the Listing of Securities on the Stock Exchange (the **"Listing Rules"**) and other relevant rules and regulations. As at the date of this report, the Share Option Scheme has a remaining life of approximately 8 years and the total number of shares available for issue under the 2023 Share Option Scheme was 190,659,200 representing 9.8% of the issued shares of the Company as at such date. Further details of the 2023 Share Option Scheme are set out in Note 33 to the consolidated financial statements.

PRE-EMPTIVE RIGHTS

There are no provision for pre-emptive rights under the memorandum and articles of association of the Company or the laws of the Cayman Islands, being the jurisdiction of which the Company is incorporate, which would oblige the Company to offer new shares on a pro rata basis to existing shareholders.

DONATION

Charitable donations made by the Group during the year ended 31 December 2024 amounted to approximately HK\$51,800 (nine months ended 31 December 2023: approximately HK\$4,500).

RELATED PARTY TRANSACTIONS AND CONNECTED TRANSACTIONS

During the year ended 31 December 2024, the Group had several connected transactions and non-exempted continuing connected transactions with connected person (as defined in the Listing Rules) of the Company and Luxshare Precision Industry.

Luxshare Precision Industry is a controlling shareholder of the Company interested in approximately 70.85% of issued shares of the Company through its wholly-owned subsidiary, namely Luxshare Precision Limited, and is ultimately controlled by Ms. Wang Laichun and Mr. Wang Laisheng. As such, Luxshare Precision Industry is a connected person of the Company under Chapter 14A of the Listing Rules.

物業、廠房及設備

有關本集團於截至2024年12月31日止年度的物業、廠房及設備變動的詳情載於綜合財務報表附註15。

股本

有關本公司於截至2024年12月31日止年度的股本變動的詳情及其原因載於綜合財務報表附註30。

儲備

有關本集團及本公司於截至2024年12月31日止年度的儲備變動的詳情分別載於綜合權益變動表及綜合財務報表附註35。

可供分派儲備

於2024年12月31日，本公司可供分派予擁有人的儲備(包括股份溢價賬及累計溢利)金額約為356.2百萬港元。

購股權計劃

本公司已於2018年1月24日有條件地採納購股權計劃(「**2018年購股權計劃**」)。根據本公司於2023年3月21日舉行之股東特別大會上通過之普通決議案，本公司已有條件地採納一個新購股權計劃(「**2023年購股權計劃**」)並終止2018年購股權計劃。2023年購股權計劃之概要載於日期為2023年3月2日致本公司股東之通函。2023年購股權計劃的條款符合聯交所證券上市規則(「**上市規則**」)第17章的條文及其他相關規則及規例。於本報告日期，購股權計劃餘下年期約為8年，根據2023年購股權計劃可供發行的股份總數為190,659,200股，佔本公司於該日期的已發行股份9.8%。2023年購股權計劃的進一步詳情載於綜合財務報表附註33。

優先購買權

本公司組織章程大綱及細則或開曼群島(即本公司註冊成立的司法權區)法例並無載列優先購買權條文，以規定本公司須按比例向現有股東發售新股份。

捐款

本集團於截至2024年12月31日止年度作出的慈善捐款為約51,800港元(截至2023年12月31日止九個月：約4,500港元)。

關聯方交易及關連交易

於截至2024年12月31日止年度，本集團與本公司關連人士(定義見上市規則)立訊精密工業已訂立數項關連交易及非豁免持續關連交易。

立訊精密工業為本公司控股股東，透過其全資附屬公司立訊精密有限公司於約70.85%的本公司已發行股份中擁有權益，並由王來春女士及王來勝先生最終控制。因此，立訊精密工業為上市規則第14A章項下本公司的關連人士。

DIRECTOR'S REPORT (CONT'D)

董事會報告 (續)

Connected transactions

The Fourth Equipment Purchase Agreement

On 22 November 2024, the Company entered into the Fourth Equipment Purchase Agreement with Luxshare Precision Industry, pursuant to which the Group agreed to purchase and Luxshare Group agreed to sell certain machinery and equipment at a total consideration of approximately RMB7,600,000. For details, please refer to the announcement dated 22 November 2024.

Continuing connected transactions

The Luxshare Precision Master Supply Agreement

On 19 July 2022, the Company entered into the Luxshare Precision Master Supply Agreement with Luxshare Precision Industry, pursuant to which the Group agreed to sell cable products in accordance with specifications as requested by the Luxshare Group. The Luxshare Precision Master Supply Agreement has a fixed term from 19 July 2022 to 31 March 2025 (both days inclusive). The annual cap for the years ending 31 March 2023, 2024 and 2025 are HK\$29,000,000, HK\$63,000,000 and HK\$73,000,000 respectively. For details, please refer to the announcement dated 19 July 2022.

On 23 February 2024, the Company entered into the First Supplemental Master Supply Agreement with Luxshare Precision Industry to revise the existing annual caps under the Luxshare Precision Master Supply Agreement in order to expand its product offerings to medical equipment cables and server products to accommodate the business needs of Luxshare Group. The existing annual caps were revised to HK\$103,000,000 and HK\$130,000,000 for the years ending 31 March 2024 and 2025, respectively. Other than the revision of the existing annual caps, all other terms of the original Luxshare Precision Master Purchase Agreement shall remain unchanged and in full force pursuant to the First Supplemental Agreement. For details, please refer to the announcement dated 23 February 2024.

On 23 January 2025, the Company entered into the Second Supplemental Master Supply Agreement with Luxshare Precision Industry to increase the existing annual cap for the cable products and medical equipment cables and server products under the Luxshare Precision Master Supply Agreement (as supplemented by the First Supplemental Master Supply Agreement), in order to expand its product offerings to medical equipment cables and server products to accommodate the business needs of Luxshare Precision Industry Group. The existing annual cap was revised from HK\$130,000,000 to HK\$170,000,000 for the year ending 31 March 2025. Other than the revision of the existing annual cap, all other terms of the original Luxshare Precision Master Supply Agreement (as supplemented by the First Supplemental Master Supply Agreement) shall remain unchanged and in full force pursuant to the Second Supplemental Master Supply Agreement. For details, please refer to the announcement dated 23 January 2025.

On 24 March 2025, the Company renewed the agreement between the Company and Luxshare Precision Industry for a fixed term from 1 April 2025 to 31 December 2027. The annual cap for the nine months ending 31 December 2025 and the years ending 31 December 2026 and 2027 are HK\$240,000,000, HK\$240,000,000 and HK\$240,000,000, respectively. For details, please refer to the announcement dated 24 March 2025.

關連交易

第四份設備採購協議

於2024年11月22日，本公司與立訊精密工業訂立第四份設備採購協議，據此，本集團同意購買及立訊集團同意銷售若干機器及設備，總代價約為人民幣7,600,000元。詳情請參閱日期為2024年11月22日之公告。

持續關連交易

立訊精密總供應協議

於2022年7月19日，本公司與立訊精密工業訂立立訊精密總供應協議，據此，本集團同意按照立訊集團要求的規格銷售電纜產品。立訊精密總供應協議訂有固定年期，自2022年7月19日起至2025年3月31日止（包括首尾兩日）。截至2023年、2024年及2025年3月31日止年度的年度上限分別為29,000,000港元、63,000,000港元及73,000,000港元。詳情請參閱日期為2022年7月19日之公告。

於2024年2月23日，本公司與立訊精密工業訂立第一份補充總供應協議，以修訂立訊精密總供應協議項下的現有年度上限，從而將其產品種類擴大至醫療設備電纜及服務器產品，以滿足立訊集團的業務需求。截至2024年及2025年3月31日止年度的現有年度上限已分別修訂為103,000,000港元及130,000,000港元。除修訂現有年度上限外，根據第一份補充協議，原立訊精密總採購協議的所有其他條款將保持不變並具有十足效力。詳情請參閱日期為2024年2月23日之公告。

於2025年1月23日，本公司與立訊精密工業訂立第二份補充總供應協議，以增加立訊精密總供應協議（經第一份補充總供應協議所補充）項下電線產品、醫療設備電線及服務器產品的現有年度上限，從而將其產品種類擴大至醫療設備電纜及服務器產品，以滿足立訊精密工業集團的業務需求。截至2025年3月31日止年度的現有年度上限已由130,000,000港元修訂為170,000,000港元。除修訂現有年度上限外，根據第二份補充總供應協議，原立訊精密總供應協議（經第一份補充總供應協議所補充）的所有其他條款將保持不變並具有十足效力。詳情請參閱日期為2025年1月23日之公告。

於2025年3月24日，本公司更新本公司與立訊精密工業之間的協議，固定年期由2025年4月1日至2027年12月31日。截至2025年12月31日止九個月及截至2026年及2027年12月31日止年度的年度上限分別為240,000,000港元、240,000,000港元和240,000,000港元。詳情請參閱日期為2025年3月24日之公告。

DIRECTOR'S REPORT (CONT'D)

董事會報告 (續)

The Luxshare Precision Master Purchase Agreement

On 19 July 2022, the Company entered into the Luxshare Precision Master Purchase Agreement with Luxshare Precision Industry, pursuant to which the Group agreed to purchase server product raw materials and cable product raw materials from Luxshare Group. The Luxshare Precision Master Purchase Agreement has a fixed term from 19 July 2022 to 31 March 2025 (both days inclusive). The annual cap for the years ending 31 March 2023, 2024 and 2025 are HK\$1,210,000,000, HK\$10,500,000 and HK\$11,000,000 respectively. For details, please refer to the announcement dated 19 July 2022 and 5 September 2022 and circular dated 16 August 2022.

On 30 September 2022, the Company entered into the Supplemental Agreement with Luxshare Precision Industry to revise the existing annual caps for server product raw materials under the Luxshare Precision Master Purchase Agreement in order to accommodate the business needs of the Group. The existing annual caps were revised to HK\$3,010,000,000 for the year ending 31 March 2023. Other than the revision of the existing annual caps, all other terms of the original Luxshare Precision Master Purchase Agreement shall remain unchanged and in full force pursuant to the Supplemental Agreement. For details, please refer to the announcement dated 30 September 2022 and 14 November 2022 and circular dated 24 October 2022.

On 12 July 2023, the Company entered into the Second Supplemental Master Purchase Agreement with Luxshare Precision Industry to revise the existing annual caps for the purchase of server product raw materials and cable product raw materials under the Luxshare Precision Master Purchase Agreement in order to accommodate the business needs of the Group. The existing annual caps were revised to HK\$150,000,000 for the years ending 31 March 2024 and 2025, respectively. Other than the revision of the existing annual caps, all other terms of the original Luxshare Precision Master Purchase Agreement shall remain unchanged and in full force pursuant to the Second Supplemental Master Purchase Agreement. For details, please refer to the announcement dated 12 July 2023.

On 24 March 2025, the Company renewed the agreement between the Company and Luxshare Precision Industry for a fixed term from 1 April 2025 to 31 December 2027. The annual cap for the nine months ending 31 December 2025 and the years ending 31 December 2026 and 2027 are HK\$170,000,000, HK\$240,000,000 and HK\$240,000,000, respectively. For details, please refer to the announcement dated 24 March 2025.

Luxshare Precision Master Subcontracting Agreement

On 15 August 2022, the Company entered into the Luxshare Precision Master Subcontracting Agreement with Luxshare Precision Industry, pursuant to which the Luxshare Group agreed to provide subcontracting services to the Group in respect of the production of the Group's server products from time to time. The Luxshare Precision Master Subcontracting Agreement has a fixed term from 15 August 2022 to 31 March 2025 (both days inclusive). The annual cap for the years ending 31 March 2023, 2024 and 2025 are HK\$15,000,000, HK\$30,000,000 and HK\$35,000,000 respectively. For details, please refer to the announcement dated 15 August 2022.

On 12 July 2023, the Company entered into the Supplemental Luxshare Precision Master Subcontracting Agreement with Luxshare Precision Industry to increase the existing annual caps for provision of subcontracting services by Luxshare Group in view of the expansion of the Group's product portfolio. The existing annual caps were revised to HK\$39,000,000 and HK\$49,500,000 for the years ending 31 March 2024 and 2025, respectively. Other than the revision of the existing annual caps, all other terms of the original Luxshare Precision Master Subcontracting Agreement shall remain unchanged and in full force pursuant to the Supplemental Luxshare Precision Master Purchase Agreement. For details, please refer to the announcement dated 12 July 2023.

On 24 March 2025, the Company renewed the agreement between the Company and Luxshare Precision Industry for a fixed term from 1 April 2025 to 31 December 2027. The annual cap for the nine months ending 31 December 2025 and the years ending 31 December 2026 and 2027 are HK\$33,000,000, HK\$63,000,000 and HK\$110,000,000, respectively. For details, please refer to the announcement dated 24 March 2025.

立訊精密總採購協議

於2022年7月19日，本公司與立訊精密工業訂立立訊精密總採購協議，據此，本集團同意向立訊集團購買服務器產品原材料及電纜產品原材料。立訊精密總採購協議訂有固定年期，自2022年7月19日起至2025年3月31日止(包括首尾兩日)。截至2023年、2024年及2025年3月31日止年度的年度上限分別為1,210,000,000港元、10,500,000港元及11,000,000港元。詳情請參閱日期為2022年7月19日及2022年9月5日之公告以及日期為2022年8月16日之通函。

於2022年9月30日，本公司與立訊精密工業訂立補充協議，以修訂立訊精密總採購協議項下服務器產品原材料的現有年度上限，以滿足本集團的業務需求。截至2023年3月31日止年度的現有年度上限已修訂為3,010,000,000港元。除修訂現有年度上限外，根據補充協議，原立訊精密總採購協議的所有其他條款將保持不變並具有十足效力。詳情請參閱日期為2022年9月30日及2022年11月14日之公告以及日期為2022年10月24日之通函。

於2023年7月12日，本公司與立訊精密工業訂立第二份補充總採購協議，以修訂立訊精密總採購協議項下購買服務器產品原材料及電纜產品原材料的現有年度上限，以滿足本集團的業務需求。截至2024年及2025年3月31日止年度的現有年度上限已分別修訂為150,000,000港元。除修訂現有年度上限外，根據第二份補充總採購協議，原立訊精密總採購協議的所有其他條款將保持不變並具有十足效力。詳情請參閱日期為2023年7月12日之公告。

於2025年3月24日，本公司更新本公司與立訊精密工業之間的協議，固定年期由2025年4月1日至2027年12月31日。截至2025年12月31日止九個月及截至2026年及2027年12月31日止年度的年度上限分別為170,000,000港元、240,000,000港元及240,000,000港元。詳情請參閱日期為2025年3月24日之公告。

立訊精密總分包協議

於2022年8月15日，本公司與立訊精密工業訂立立訊精密總分包協議，據此，立訊集團同意就本集團服務器產品的生產不時向本集團提供分包服務。立訊精密總分包協議訂有固定年期，自2022年8月15日起至2025年3月31日止(包括首尾兩日)。截至2023年、2024年及2025年3月31日止年度的年度上限分別為15,000,000港元、30,000,000港元及35,000,000港元。詳情請參閱日期為2022年8月15日之公告。

鑒於本集團的產品組合擴充，於2023年7月12日，本公司與立訊精密工業訂立補充立訊精密總分包協議，以增加立訊集團提供分包服務的現有年度上限。截至2024年及2025年3月31日止年度的現有年度上限已分別修訂為39,000,000港元及49,500,000港元。除修訂現有年度上限外，根據補充立訊精密總採購協議，原立訊精密總分包協議的所有其他條款將保持不變並具有十足效力。詳情請參閱日期為2023年7月12日之公告。

於2025年3月24日，本公司更新本公司與立訊精密工業之間的協議，固定年期由2025年4月1日至2027年12月31日。截至2025年12月31日止九個月及截至2026年及2027年12月31日止年度的年度上限分別為33,000,000港元、63,000,000港元和110,000,000港元。詳情請參閱日期為2025年3月24日之公告。

DIRECTOR'S REPORT (CONT'D)

董事會報告 (續)

The Luxshare Precision Master Processing Agreement

On 12 July 2023, the Company entered into the Luxshare Precision Master Processing Agreement with Luxshare Precision Industry, pursuant to which the Group agreed to provide processing services for raw materials or semi-finished products provided by Luxshare Group from time to time. The Luxshare Precision Master Processing Agreement has a fixed term from 12 July 2023 to 31 March 2025 (both days inclusive). The annual cap for the years ending 31 March 2024 and 2025 are HK\$7,000,000 and HK\$8,000,000 respectively. For details, please refer to the announcement dated 12 July 2023.

The Directors, including the independent non-executive Directors, consider that all of the continuing connected transactions above and their respective annual caps are fair and reasonable, and that such transactions have been and will be entered into the ordinary and usual course of the business of the Group, on normal commercial terms, are fair and reasonable, and in the interests of the Group and Shareholders as a whole.

The Company's auditor was engaged to report on the Group's continuing connected transactions in accordance with Hong Kong Standard on Assurance Engagements 3000 (Revised) "Assurance Engagements Other Than Audits or Reviews of Historical Financial Information" and with reference to Practice Note 740 "Auditor's Letter on Continuing Connected Transactions under the Hong Kong Listing Rules" issued by the Hong Kong Institute of Certified Public Accountants. The auditor has issued an unqualified letter containing its findings and conclusions in respect of the continuing connected transactions disclosed by the Group in this annual report in accordance with Rule 14A.56 of the Listing Rules.

Save as disclosed above, details of all the fully exempted and non-exempted continuing connected transactions set out in Note 34 to the consolidated financial statements that falls under the definition of "connected transaction" or "continuing connected transaction" in Chapter 14A of the Listing Rules. The Company has complied with the disclosure requirements in accordance with Chapter 14A of the Listing Rules.

MAJOR CUSTOMERS AND SUPPLIERS

During the year ended 31 December 2024, the percentage of the Group's aggregate turnover attributable to the Group's largest customer was approximately 17.7% (nine months ended 31 December 2023: 16.4%), while the percentage of the Group's total turnover attributable to the five largest customers in aggregate was approximately 61.6% (nine months ended 31 December 2023: 61.6%).

During the year ended 31 December 2024, the percentage of the Group's purchase amount attributable to the Group's largest supplier was approximately 11.7% (nine months ended 31 December 2023: 15.1%) of the total direct costs for the period, while the percentage of the Group's total purchase amount attributable to the five largest suppliers in aggregate was approximately 39.2% (nine months ended 31 December 2023: 37.9%) of the total direct costs.

立訊精密總加工協議

於2023年7月12日，本公司與立訊精密工業訂立立訊精密總加工協議，據此，本集團同意不時就立訊集團提供的原材料或半成品提供加工服務。立訊精密總加工協議訂有固定年期，自2023年7月12日起至2025年3月31日止（包括首尾兩日）。截至2024年及2025年3月31日止年度的年度上限分別為7,000,000港元及8,000,000港元。詳情請參閱日期為2023年7月12日之公告。

董事（包括獨立非執行董事）認為，上述所有持續關連交易及其各自的年度上限屬公平合理，且該等交易已由及將由本集團根據一般商業條款在一般及日常業務中訂立，屬公平合理並符合本集團及股東的整體利益。

本公司核數師獲委聘根據香港會計師公會頒佈的香港核證委聘準則第3000號（經修訂）「審核或審閱過往財務資料以外的核證委聘」並參照實務說明第740號「關於香港上市規則所述持續關連交易的核數師函件」就本集團的持續關連交易作出報告。核數師已根據上市規則第14A.56條發出載有其對本集團於本年報所披露持續關連交易的事實及結論的無保留意見函件。

除上文所披露者外，符合上市規則第14A章「關連交易」或「持續關連交易」定義的所有全面豁免及非豁免持續關連交易之詳情載於綜合財務報表附註34。本公司已根據上市規則第14A章遵守披露規定。

主要客戶及供應商

於截至2024年12月31日止年度，本集團最大客戶應佔本集團總營業額的百分比約為17.7%（截至2023年12月31日止九個月：16.4%），而五大客戶總計應佔本集團總營業額約為61.6%（截至2023年12月31日止九個月：61.6%）。

於截至2024年12月31日止年度，本集團向本集團最大供應商的採購金額佔期內直接總成本約11.7%（截至2023年12月31日止九個月：15.1%），而本集團向五大供應商的採購總金額合共佔直接總成本約39.2%（截至2023年12月31日止九個月：37.9%）。

DIRECTOR'S REPORT (CONT'D)

董事會報告 (續)

None of the Directors, or any of their close associates or Shareholders (which, to the best knowledge of the Directors, own more than 5% of the Company's issued share capital) has any beneficial interest in the Group's five largest customers or suppliers.

DIRECTORS

The directors of the Company during the year ended 31 December 2024 and up to the date of this annual report were as follow:

Executive Directors

Mr. Cua Tin Yin Simon (Chief Executive Officer)
Mr. Wong Chi Kuen

Non-executive Director

Ms. Wang Laichun (Chairman)

Independent non-executive Directors

Mr. Ho Hin Shun
Mr. Luk Wai Shing
Mr. Chan Chung Shun Eric

In accordance with the article 108 of the memorandum and articles of association of the Company, at each annual general meeting, one-third of the Directors for the time being, or if their number is not three or a multiple of three, then the number nearest to but not less than one-third, shall retire from office by rotation that every Director shall be subject to retirement by rotation at least once every three years. Such retiring Directors may, being eligible, offer themselves for re-election at the annual general meeting. All Directors appointed by the Board to fill a causal vacancy shall hold office until the first general meeting of Shareholders after their appointment and be subject to re-election at such meeting and all Directors appointed by the Board as an addition to the existing Board shall hold office only until the next following annual general meeting and shall then be eligible for re-election.

Any Director who has not been subject to retirement by rotation in the three years preceding the annual general meeting shall retire by rotation at such annual general meeting.

PERMITTED INDEMNITY PROVISION

Pursuant to the memorandum and articles of association of the Company, the applicable laws and regulations, every Director shall be indemnified and secured harmless out the assets and profits of the Company against all actions, costs, charges, losses, damages and expenses which they or any of them may incur or sustain in the execution of their duties in their offices.

Such provision was in force during the year ended 31 December 2024 and remained force as of the date of this annual report. The Company has taken out and maintained Directors' and officers' liabilities insurance throughout the year, which provides appropriate cover for the Directors.

DIRECTORS' SERVICE CONTRACTS

None of the Directors has a service contract with the Company or any of its subsidiaries which is not terminable by the Group within one year without payment of compensation, other than statutory compensation.

DIRECTORS' INTEREST IN SIGNIFICANT CONTRACTS

Save as disclosed in the section "Related Party Transaction and Continuing Connected Transactions" in the Director's Report, no Director had a material interest, either directly or indirectly, in any contract of significance to the business of the Group to which the Company, its holding company or any of its subsidiaries was a party during the year ended 31 December 2024.

董事或彼等的任何緊密聯繫人或股東(據董事所深知擁有本公司5%以上的已發行股本)概無於本集團五大客戶或供應商中擁有任何實益權益。

董事

於截至2024年12月31日止年度及直至本年報日期，本公司董事如下：

執行董事

柯天然先生(行政總裁)
黃志權先生

非執行董事

王來春女士(主席)

獨立非執行董事

何顯信先生
陸偉成先生
陳忠信先生

根據本公司組織章程大綱及細則第108條的規定，於每屆股東週年大會上，當時在任的三分之一董事須輪席退任(或倘董事人數並非三或三的倍數，則為最接近但不少於三分之一的人數)，而所有董事須最少每三年輪席退任一次。該等退任董事如符合資格，可於股東週年大會上膺選連任。所有由董事會委任以填補臨時空缺的董事，其任期僅至獲委任後首個股東大會為止，並可於該大會上膺選連任，而所有獲董事會委任作為現有董事會新增成員的董事，其任期僅至下屆股東週年大會舉行為止，並將符合資格膺選連任。

於股東週年大會前三年並無輪值退任的任何董事須於該股東週年大會上輪值退任。

獲准彌償條文

根據本公司組織章程大綱及細則、適用法律及法規，各董事獲准以本公司資產及溢利作為彌償保證，以確保其不會因彼等或彼等任何一位於執行彼等於有關職位的職責時可能招致或遭受的一切訴訟、成本、收費、損失、損害及開支而受損。

有關條文於截至2024年12月31日止年度有效，並於本年報日期維持有效。本公司已於全年投購及維持董事及高級職員責任保險，為董事提供合適保障。

董事服務合約

董事與本公司或其任何附屬公司概無訂立不作出賠償(法定賠償除外)則不能於一年內由本集團終止的服務合約。

董事於重大合約的權益

除董事會報告中「關聯方交易及持續關連交易」一節所披露者外，概無董事於本公司、其控股公司或其任何附屬公司於截至2024年12月31日止年度內訂立並對本集團業務而言屬重大的任何合約中直接或間接擁有重大權益。

DIRECTOR'S REPORT (CONT'D)

董事會報告 (續)

CONTROLLING SHAREHOLDERS' INTEREST IN CONTRACTS

Save as disclosed in the section "Director's Report – Related Party Transaction and Continuing Connected Transactions" above, neither the Company nor any of its subsidiaries had entered into any contract of significance with the Company's controlling shareholders (as defined in the Listing Rules) of the Company (the "Controlling Shareholders") or their subsidiaries, or any contract of significance for the provision of services to the Company or any of its subsidiaries by the Controlling Shareholders or their subsidiaries, during the year ended 31 December 2024.

DIRECTORS' RIGHT TO ACQUIRE SHARES OR DEBENTURES

Apart from as disclosed under the paragraph headed "Directors' and Chief Executives' Interests and Short Positions in Shares, Underlying Shares and Debentures" below and the share option scheme disclosures in Note 31 to the consolidated financial statements, at no time during the year ended 31 December 2024 were rights to acquire benefits by means of the acquisition of shares in the Company granted to any Director or their respective spouse or children under 18 years of age, or were any such Company's holding company a party to any arrangement to enable the Directors to acquire such rights in any other body corporate.

COMPETITION AND CONFLICT OF INTERESTS

None of the Directors or the Controlling Shareholders or their respective close associates has engaged in any business that competes or may compete, either directly or indirectly, with the businesses of the Group or has or may have any other conflict of interests with the Group during the year ended 31 December 2024.

EMOLUMENTS OF DIRECTORS AND SENIOR MANAGEMENT AND FIVE HIGHEST PAID INDIVIDUALS

Details of the emoluments of the Directors and five individuals with highest emoluments are set out in Note 11 to the consolidated financial statements. The emolument of the number of the highest paid individuals who are not the Directors of the Company for the year ended 31 December 2024 are set out in Note 11(b) to the consolidated financial statements.

The emoluments of the senior management of the Group for the year ended 31 December 2024 falls within the following band:

| Emolument Band | 酬金範圍 | Number of Senior Management 高級管理層人數 |
|--------------------------------|-------------------------|--|
| HK\$0 to HK\$1,000,000 | 0港元至1,000,000港元 | 1 |
| HK\$1,000,001 to HK\$1,500,000 | 1,000,001港元至1,500,000港元 | 5 |
| HK\$1,500,001 to HK\$2,000,000 | 1,500,001港元至2,000,000港元 | 2 |
| HK\$2,000,001 to HK\$2,500,000 | 2,000,001港元至2,500,000港元 | 2 |
| Above HK\$2,500,000 | 2,500,000港元以上 | 3 |

EMOLUMENT POLICY

The Remuneration Committee is set up for reviewing the Group's emolument policy and structure for all remuneration of the Directors and senior management of the Group, having regard to the Group's operating results, individual performance and comparable market practices.

The Remuneration Committee will meet at least once for each year to discuss remuneration related matters (including the remuneration of Directors and senior management) and review the remuneration policy of the Group. It has been decided that Remuneration Committee would determine, with delegated responsibility, the remuneration packages of individual executive Directors and senior management.

RETIREMENT BENEFITS PLANS

Details of the Group's retirement benefit plans are set out in Note 33 to the consolidated financial statements.

控股股東於合約的權益

除上文「董事會報告 – 關聯方交易及持續關連交易」一節所披露者外，本公司或其任何附屬公司於截至2024年12月31日止年度概無與本公司控股股東（定義見上市規則）（「控股股東」）或其附屬公司訂立任何重大合約或有關控股股東或其附屬公司向本公司或其任何附屬公司提供服務之任何重大合約。

董事購買股份或債權證的權利

除下文「董事及最高行政人員於股份、相關股份及債權證的權益及淡倉」一段所披露者及綜合財務報表附註31所載的購股權計劃披露事項外，於截至2024年12月31日止年度任何時間，概無任何董事或彼等各自的配偶或未滿18歲的子女獲授權可藉收購本公司股份而獲益、或行使任何該等權利，而本公司控股公司亦無作出任何安排致使董事可於任何其他法人團體獲取該等權利。

競爭及利益衝突

於截至2024年12月31日止年度，董事或控股股東或彼等各自的緊密聯繫人概無從事與本集團業務直接或間接構成競爭或可能構成競爭的任何業務或與本集團產生或可能產生任何其他利益衝突。

董事及高級管理層及五名最高薪酬人士的酬金

有關董事及五名最高薪酬人士酬金的詳情載於綜合財務報表附註11。截至2024年12月31日止年度並非本公司董事的最高薪酬人士的酬金載於綜合財務報表附註11(b)。

本集團高級管理層於截至2024年12月31日止年度的酬金屬於以下範圍：

薪酬政策

薪酬委員會之成立目的為參考本集團經營業績、個人表現及可比市場慣例後，檢討有關本集團的薪酬政策以及制定董事及本集團高級管理層的薪酬架構。

薪酬委員會每年至少舉行一次會議，討論薪酬相關事宜（包括董事及高級管理層的薪酬）及檢討本集團的薪酬政策。薪酬委員會獲委任負責釐定個別執行董事及高級管理層的薪酬待遇。

退休福利計劃

本集團的退休福利計劃詳情載於綜合財務報表附註33。

DIRECTOR'S REPORT (CONT'D)

董事會報告 (續)

MANAGEMENT CONTRACTS

Save for service contracts, no other contracts concerning the management and/or administration of the whole or any substantial part of the business of the Company were entered into or subsisting during the year ended 31 December 2024.

DIRECTORS' AND CHIEF EXECUTIVES' INTERESTS AND SHORT POSITIONS IN SHARES, UNDERLYING SHARES AND DEBENTURES

As at 31 December 2024, the interests or short positions of each of the Directors and the chief executive in the shares of the Company, underlying shares and debentures of the Company and its associated corporations (within the meaning of Part XV of the SFO) which will have to be notified to the Company and the Stock Exchange pursuant to Divisions 7 and 8 of Part XV of the SFO (including interests and short positions which he is taken or deemed to have taken under such provisions of the SFO) or which will be required, pursuant to Section 352 of the SFO, to be recorded in the register referred to therein or which will be required pursuant to the Model Code for Securities Transactions by Directors of Listed companies (the "Model Code") set out in Appendix C3 of the Listing Rules, to be notified to the Company and the Stock Exchange are set out as follows:

Long Position in shares and underlying shares of the Company

| Name of Director | Capacity/Nature | Number of shares held/interested | Approximate percentage in number of shares held to the issued share capital of the Company 佔本公司已發行股本的所持股份數目的概約百分比 | Number of underlying shares held pursuant to share options | Total interests | Approximate percentage in total interests to the issued share capital of the Company 佔本公司已發行股本的總權益的概約百分比 |
|---------------------------------------|--|----------------------------------|--|--|-----------------|---|
| 董事姓名 | 身份／性質 | 所持／擁有權益的股份數目 | | 根據購股權持有的相關股份數目 | 總權益 | |
| Mr. Cua Tin Yin Simon 柯天然先生 | Beneficial Owner 實益擁有人 | 10,488,000 | 0.54% | 10,480,000 | 20,968,000 | 1.08% |
| Mr. Wong Chi Kuen 黃志權先生 | Beneficial Owner 實益擁有人 | 7,528,000 | 0.39% | 9,520,000 | 17,048,000 | 0.87% |
| Ms. Wang Laichun (Note) 王來春女士 (附註) | Interest of controlled corporation 受控法團權益 | 1,380,594,000 | 70.85% | — | 1,380,594,000 | 70.85% |
| Mr. Ho Hin Shun 何顯信先生 | Beneficial Owner 實益擁有人 | 688,000 | 0.04% | 1,800,000 | 2,488,000 | 0.13% |
| Mr. Luk Wai Shing 陸偉成先生 | Beneficial Owner 實益擁有人 | 1,824,000 | 0.09% | 1,800,000 | 3,624,000 | 0.19% |
| Mr. Chan Chung Shun Eric 陳忠信先生 | Beneficial Owner 實益擁有人 | — | 0% | 1,800,000 | 1,800,000 | 0.09% |

Note:

Ms. Wang Laichun holds 50% of issued share capital of Luxshare Limited. Luxshare Limited holds 37.74% of the issued share capital of Luxshare Precision Industry, and Luxshare Precision is wholly-owned by Luxshare Precision Industry. Therefore, Ms. Wang Laichun is deemed, or taken to be, interested in all the shares held by Luxshare Precision for the purpose of the SFO. Ms. Wang Laichun is the sole director of Luxshare Precision and the chairperson and general manager of Luxshare Precision Industry.

Save as disclosed above, as at 31 December 2024, none of the Directors and chief executives of the Company had any interests or short positions in any shares, underlying shares and debentures of the Company or any of its associated corporations (within the meaning of Part XV of the SFO) which would have to be notified to the Company and the Stock Exchange pursuant to Divisions 7 and 8 of Part XV of the SFO (including interests or short positions which they were taken or deemed to have under such provisions of the SFO), or which were recorded in the register required to be kept by the Company pursuant to Section 352 of the SFO, or which were required, pursuant to the Model Code to be notified to the Company and the Stock Exchange.

管理合約

除服務合約外，於截至2024年12月31日止年度，概無訂立或存在其他有關本公司全體或任何主要部分業務的管理及／或行政合約。

董事及最高行政人員於股份、相關股份及債權證的權益及淡倉

於2024年12月31日，董事及本公司最高行政人員於本公司或其任何相聯法團（定義見證券及期貨條例第XV部）的股份、相關股份及債權證中，擁有根據證券及期貨條例第XV部第7及8分部須知會本公司及聯交所的權益或淡倉（包括根據證券及期貨條例該等條文彼等被當作或被視為擁有的權益及淡倉），或須根據證券及期貨條例第352條登記於該條所述登記冊內的權益或淡倉，或根據上市規則附錄C3所載上市公司的董事進行證券交易的標準守則（「標準守則」）須知會本公司及聯交所的權益或淡倉如下：

於本公司股份及相關股份的好倉

附註：

王來春女士持有立訊有限公司50%已發行股本。立訊有限公司持有立訊精密工業37.74%已發行股本，而立訊精密由立訊精密工業全資擁有。因此，根據證券及期貨條例，王來春女士被視為或當作於立訊精密持有的所有股份中擁有權益。王來春女士為立訊精密的唯一董事以及立訊精密工業的主席兼總經理。

除上文所披露者外，於2024年12月31日，概無董事及本公司最高行政人員於本公司或其任何相聯法團（定義見證券及期貨條例第XV部）的任何股份、相關股份及債權證中，擁有根據證券及期貨條例第XV部第7及8分部須知會本公司及聯交所的任何權益或淡倉（包括根據證券及期貨條例該等條文彼等被當作或被視為擁有的權益或淡倉），或已登記於本公司根據證券及期貨條例第352條須存置的登記冊的權益或淡倉，或根據標準守則須知會本公司及聯交所的權益或淡倉。

DIRECTOR'S REPORT (CONT'D)
董事會報告 (續)

SUBSTANTIAL SHAREHOLDERS' AND OTHER PERSONS' INTERESTS AND SHORT POSITIONS IN SHARES, UNDERLYING SHARES AND DEBENTURES

As at 31 December 2024, the following persons/entities (other than the Directors and chief executives of the Company) had or were deemed to have an interest or a short position in the Shares or the underlying Shares of the Company which would be required to be disclosed to the Company under the provisions of Divisions 2 and 3 of Part XV of the SFO, or which were recorded in the register of the Company required to be kept under Section 336 of the SFO, or who were directly or indirectly, to be interested in 10% or more of the nominal value of any class of share capital carrying rights to vote in all circumstances at general meetings of the Company or any other member of the Group:

Long positions in the shares

| Name | Capacity/Nature | Number of shares held/interested | Approximate percentage of interest |
|--|--|----------------------------------|------------------------------------|
| 名稱 | 身份／性質 | 所持／擁有權益的股份數目 | 佔概約權益百分比 |
| Luxshare Precision 立訊精密 | Beneficial Owner 實益擁有人 | 1,380,594,000 | 70.85% |
| Luxshare Precision Industry (Note 1) 立訊精密工業 (附註1) | Interest of controlled corporation 受控法團權益 | 1,380,594,000 | 70.85% |
| Luxshare Limited (Note 2) 立訊有限公司 (附註2) | Interest of controlled corporation 受控法團權益 | 1,380,594,000 | 70.85% |
| Mr. Wang Laisheng (Note 3) 王來勝先生 (附註3) | Interest of controlled corporation 受控法團權益 | 1,380,594,000 | 70.85% |

Notes:

- 1) Luxshare Precision, a limited liability company incorporated in Hong Kong which is wholly-owned by Luxshare Precision Industry. Therefore, Luxshare Precision Industry is deemed, or taken to be, interested in all the shares held by Luxshare Precision for the purpose of the SFO.
- 2) Luxshare Limited holds 37.74% of the issued ordinary share capital of Luxshare Precision Industry, and Luxshare Precision is wholly-owned by Luxshare Precision Industry. Therefore, Luxshare Limited is deemed to, or taken to be, interested in all the shares held by Luxshare Precision Industry for the purpose of the SFO.
- 3) Mr. Wang Laisheng holds 50% of issued share capital of Luxshare Limited. Luxshare Limited holds 37.74% of the issued share capital of Luxshare Precision Industry, and Luxshare Precision is wholly-owned by Luxshare Precision Industry. Therefore, Mr. Wang Laisheng is deemed, or taken to be, interested in all the shares held by Luxshare Precision for the purpose of the SFO. Mr. Wang Laisheng is the vice chairman of Luxshare Precision Industry.

Save as disclosed above, as at 31 December 2024, none of the substantial or significant shareholders or other persons, other than the Directors and chief executives of the Company whose interests are set out in the section "Directors' Report – Directors' and Chief Executives' Interests and Short Positions in Shares, Underlying Shares and Debentures" above, had or were deemed to have an interest or a short position in the shares or the underlying shares of the Company which would be required to be disclosed to the Company and the Stock Exchange under the provisions of Division 2 and 3 of Part XV of the SFO, or which were recorded in the register of the Company required to be kept under Section 336 of the SFO, or who were directly or indirectly, interested in 10% or more of the nominal value of any class of share capital carrying rights to vote in all circumstances at general meetings of the Company or any other members of the Group.

主要股東及其他人士於股份、相關股份及債權證的權益及淡倉

於2024年12月31日，以下人士／實體（董事及本公司最高行政人員除外）於本公司的股份或相關股份中擁有或被視為擁有根據證券及期貨條例第XV部第2及3分部的條文須向本公司披露的權益或淡倉，或已登記於本公司根據證券及期貨條例第336條須備存的登記冊內的權益或淡倉，或直接或間接持有附有權利可於任何情況下在本公司或本集團任何其他成員公司股東大會上投票的任何類別股本面值10%或以上的權益：

於股份的好倉

| Number of shares held/interested | Approximate percentage of interest |
|----------------------------------|------------------------------------|
| 所持／擁有權益的股份數目 | 佔概約權益百分比 |
| 1,380,594,000 | 70.85% |
| 1,380,594,000 | 70.85% |
| 1,380,594,000 | 70.85% |
| 1,380,594,000 | 70.85% |

附註：

- 1) 立訊精密，一間於香港註冊成立的有限公司，由立訊精密工業全資擁有。因此，根據證券及期貨條例，立訊精密工業被視為或當作於立訊精密持有的所有股份中擁有權益。
- 2) 立訊有限公司持有立訊精密工業37.74%已發行普通股股本，而立訊精密由立訊精密工業全資擁有。因此，根據證券及期貨條例，立訊有限公司被視為或當作於立訊精密工業持有的所有股份中擁有權益。
- 3) 王來勝先生持有立訊有限公司50%已發行股本。立訊有限公司持有立訊精密工業37.74%已發行股本，而立訊精密由立訊精密工業全資擁有。因此，根據證券及期貨條例，王來勝先生被視為或當作於立訊精密持有的所有股份中擁有權益。王來勝先生為立訊精密工業的副主席。

除上文所披露者外，於2024年12月31日，概無主要股東或高持股量股東或其他人士（於上文「董事會報告 – 董事及最高行政人員於股份、相關股份及債權證的權益及淡倉」一節所載擁有權益的董事及本公司最高行政人員除外）於本公司的股份或相關股份中，擁有或被視為擁有根據證券及期貨條例第XV部第2及3分部的條文須向本公司及聯交所披露的權益或淡倉，或已登記於本公司根據證券及期貨條例第336條須備存的登記冊內的權益或淡倉，或直接或間接持有附有權利可於任何情況下在本公司或本集團任何其他成員公司股東大會上投票的任何類別股本面值10%或以上的權益。

DIRECTOR'S REPORT (CONT'D)

董事會報告 (續)

PURCHASE, SALE OR REDEMPTION OF LISTED SECURITIES OF THE COMPANY

Neither the Company nor any of its subsidiaries has purchased, sold or redeemed any of the Company's listed securities during the year ended 31 December 2024.

CORPORATE GOVERNANCE

Details of the Company's corporate governance practices are set out in the Corporate Governance Report on pages 43 to 58 of this annual report.

EQUITY-LINKED AGREEMENTS

Save as disclosed in this annual report, there was no equity-linked agreement entered into by the Company during the year ended 31 December 2024.

SUFFICIENCY OF PUBLIC FLOAT

To the best knowledge of the Directors and based on information available in the public domain concerning the Company, at least 25% of the Company's issued share capital were held by the public as at the date of this annual report.

INDEPENDENCE OF INDEPENDENT NON-EXECUTIVE DIRECTORS

The Company has received from each of the independent non-executive Directors annual written confirmation of his independence pursuant to Rule 3.13 of the Listing Rules. The Company considers all the independent non-executive Directors to be independent.

INDEPENDENT AUDITOR

At the annual general meeting on 28 August 2023, Deloitte Touche Tohmatsu resigned and BDO Limited ("BDO") was appointed as the auditor of the Company. Details of the change of auditor were set out in the announcement of the Company dated 24 July 2023 and the circular dated 31 July 2023.

Save as disclosed above, there were no other changes in auditor of the Company during the past three years.

The consolidated financial statements of the Group for the year ended 31 December 2024 were audited by BDO. A resolution will be proposed at the forthcoming annual general meeting of the Company to reappoint BDO as auditor of the Company.

MATERIAL EVENT SINCE THE END OF THE FINANCIAL PERIOD

The Company announced the board lot size of the ordinary shares of the Company for trading on the Stock Exchange will be changed from 8,000 shares to 1,000 shares with effect from 9:00a.m. on 8 April 2025. As at the date of this annual report, the free exchange of existing share certificates and the change in board lot size have not been completed. For details, please refer to the Company's announcement dated 17 March 2025.

Save as disclosed in this annual report, there has been no other important event affecting the Group since 31 December 2024 and up to the date of this annual report.

COMPLIANCE WITH RELEVANT LAWS AND REGULATIONS

The Company upholds high standards and meets relevant requirements under applicable laws or ordinances when conducting its business. The Company did not identify non-compliance or breach of relevant standards, rules and regulations during the year ended 31 December 2024.

購買、出售或贖回本公司上市證券

於截至2024年12月31日止年度，本公司或其任何附屬公司概無購買、出售或贖回任何本公司上市證券。

企業管治

有關本公司企業管治常規的詳情載於本年報第43至58頁的企業管治報告。

股票掛鈎協議

除本年報所披露者外，於截至2024年12月31日止年度，本公司並無訂立股票掛鈎協議。

足夠公眾持股量

據董事所知及依照於公眾領域可得有關本公司的資料，於本年報日期，本公司已發行股本中最少25%由公眾人士持有。

獨立非執行董事的獨立性

本公司已接獲各獨立非執行董事根據上市規則第3.13條就其獨立性所發出的年度確認書。本公司認為所有獨立非執行董事均為獨立人士。

獨立核數師

於2023年8月28日舉行的股東週年大會上，德勤•關黃陳方會計師行已辭任，而香港立信德豪會計師事務所有限公司（「立信德豪」）已獲委任為本公司核數師。有關更換核數師之詳情已載於本公司日期為2023年7月24日之公告及日期為2023年7月31日之通函。

除上文所披露者外，於過去三年，本公司核數師概無其他變動。

本集團截至2024年12月31日止年度的綜合財務報表已經由立信德豪審核。本公司將於應屆股東週年大會上提呈決議案續聘立信德豪為本公司核數師。

財政期末以來的重大事件

本公司宣佈，本公司普通股於聯交所買賣之每手買賣單位將由8,000股更改為1,000股，自2025年4月8日上午九時正起生效。於本年報日期，現有股票免費換領及更改每手買賣單位尚未完成。詳情請參閱本公司日期為2025年3月17日之公告。

除本年度報告所披露者外，自2024年12月31日起直至本年度報告日期並無其他影響本集團的重要事件。

遵守相關法律及法規

本公司恪守於營運業務過程中維持高水平標準並符合適用法律或條例之相關規定。本公司於截至2024年12月31日止年度並無發現偏離或違反相關標準、規則及法規之情況。

DIRECTOR'S REPORT (CONT'D)

董事會報告 (續)

RELATIONSHIP WITH SUPPLIERS, CUSTOMERS AND OTHER STAKEHOLDERS

The Group has a strong, long-established relationship with its key customers, which include leading telecommunication equipment and network solutions provider in the PRC, global internet-related service provider and multinational medical equipment manufacturer that have extensive international coverage. The Group has developed multi-products strategy and also strengthened its scope of services to its global customers. The Group will continue to diversify its customer base and the Directors believe that the extent of customer concentration is likely to decrease in the future.

The Group maintains long-term relationships with suppliers and subcontractors. The Group has no concentration or a high level of dependency on a small group of suppliers. The Group carefully selects its suppliers based on certain assessment criteria, such as overall track record, scale and expertise, cost, product quality and quality control effectiveness, reliability, price, delivery punctuality, historical relationship with the Group, financial condition, reputation and after-sales services. During the selection process, the Group generally carries regular on-site examination of its potential suppliers to ensure that they meet its selection criteria. The Group carries out evaluation of the performance of its existing suppliers and identifies better third-party suppliers from time to time to replace the suppliers who fail to perform to its satisfaction.

The Group recognises and supports the culture of attracting, motivating and retaining talents. The Group provides competitive compensation and benefits for its employees. Remuneration packages are generally structured by reference to market and individual merits. Salaries are normally reviewed on an annual basis based on individual performance and financial performance of the Group. Those employees with outstanding performance are also awarded discretionary bonuses. The Group promotes open communications, encourages continuous learning and supports different kinds of training on leadership development programme.

ENVIRONMENTAL AND SOCIAL POLICIES

The Group is committed to creating a sustainable and greener environment and continues to explore ways to reduce carbon emissions, conserve energy and reduce wastage. The Group has implemented various environmental and sustainability initiatives in its factories and offices, such as using LED lighting in the Huizhou factory; adopting heat recovery system to recover the residual heat from the air compressor to heat up water supply in dormitory; encouraging video and phone conference to minimise carbon footprint created by business-related travel. Being a responsible global corporate citizen, the Group fully understand the positive impact of United Nations Sustainable Development Goals (SDG). The Group identified 6 key SDGs that are highly relevant to its business operations and put substantial efforts to resolve the related issues with non-profit organisation partners. The Group has been actively involved in non-profit community development programmes in the cities where its headquarters and factories are operating, and encourages the employees to participate in in-house and external community activities. During FY2024, the Group has received various recognitions, such as Happy Company 10 Years+, Good MPF Employer, Industry Cares 5+ Years, Low Carbon Environmental Leadership Awards and ESG Pledge. The Company's Environmental, Social and Governance Report (collectively the "ESG Report"), which discusses in detail its initiatives on environmental and social aspects and their performance, is set out in the ESG section of this annual report.

與供應商、客戶及其他持份者的關係

本集團與其主要客戶建立了穩健且長期的關係，客戶包括於中國領先的電訊設備及網絡解決方案供應商、全球互聯網相關服務提供者及擁有廣泛國際網絡的跨國醫療設備生產商。本集團已制定產品多元化策略，同時加強對其全球客戶的服務範疇。本集團將繼續擴大其客戶群，且董事認為，客戶集中程度於未來可能下降。

本集團與供應商及分包商維持長遠關係。本集團並無集中或高度依賴少數供應商。本集團根據整體往績記錄、規模及專業知識、成本、產品質量及質量控制成效、可靠性、價格、交貨準時程度、與本集團的過往關係、財務狀況、聲譽及售後服務等若干評估標準，小心選擇供應商。在選擇過程中，本集團一般定期對其潛在供應商進行現場考察，以確保彼等符合其選擇標準。本集團對其現有供應商的績效進行評估，並不時識別更好的第三方供應商，以取代並不符合要求的供應商。

本集團肯定並全力支持吸引、激勵並挽留人才之文化。本集團向其僱員提供具競爭力的薪酬待遇及福利。薪酬待遇一般參照市場及個人能力制定。薪金一般每年按照個人表現及本集團之財務表現而檢討。表現出色之僱員更會獲發酌情花紅。本集團促進開誠溝通，鼓勵持續學習，並支持各種領袖發展培訓課程。

環境及社會政策

本集團致力締造可持續發展及更綠化之環境，並不斷尋求方法以減少碳排放、節能及減廢。本集團已於其廠房及辦公室實施各類環保及可持續發展措施，如在惠州廠房使用LED燈具照明；以熱回收系統回收空氣壓縮機的剩餘熱力，為宿舍供水加熱；鼓勵使用視像及電話會議，以盡量降低業務相關差旅產生的碳足跡。身為負責任之世界企業公民，本集團深明聯合國可持續發展目標之積極影響，並辨識當中與其業務營運最為適切的6項主要可持續發展目標，與非牟利機構協力解決相關議題。本集團一直積極參與其總部及廠房營運所在城市的非牟利社會發展項目，並鼓勵僱員參加內部及外界社區活動。於2024財政年度，本集團獲授多項嘉許，如開心企業10年+，積金好僱主，工業獻愛心5年+，低碳環保領先大獎及ESG約章。本公司的環境、社會及管治報告（統稱「環境、社會及管治報告」）載於本年報環境、社會及管治一節，當中詳細論述有關環境及社會方面的措施及其表現。

ON BEHALF OF THE BOARD

Time Interconnect Technology Limited

Cua Tin Yin Simon

Executive Director and Chief Executive Officer

Hong Kong, 28 March 2025

代表董事會

匯聚科技有限公司

柯天然

執行董事兼行政總裁

香港，2025年3月28日

CORPORATE GOVERNANCE REPORT

企業管治報告

INTRODUCTION

The Board and the management of the Company are committed to the maintenance of good corporate governance practices and procedures. The Company believes that good corporate governance provides a framework that is essential for effective management, a healthy corporate culture, successful business growth and enhancing shareholders' value. The corporate governance principles of the Company emphasise a quality Board, sound internal controls, transparency and accountability to all shareholders.

CORPORATE GOVERNANCE PRACTICE

The Company acknowledges the need and importance of corporate governance as one of the key elements in creating Shareholders' value. The Company is also committed to achieving high standard of corporate governance that can protect and promote the interests of all Shareholders and to enhance corporate value and accountability of the Company. For corporate governance purpose, the Company has adopted the Corporate Governance Code (the "CG Code") set out in Part 2 of Appendix C1 to the Listing Rules. During the year ended 31 December 2024, to the best knowledge of the Board, the Company had complied with all the applicable code provisions set out in the CG Code.

In December 2021, the Stock Exchange published the conclusions to its consultation on Review of Corporate Governance Code, Appendix C1 to the Listing Rules and the associated Listing Rules. Most of the amendments are applicable for financial year commencing on or after 1 January 2022. A good part of the new requirements under the amended Corporate Governance Code have long been adopted by the Group as our corporate governance practices over the years. These are highlighted in the following table:

New Requirements 新規定

Align the company's culture with its purpose, values and strategy (Code Provision A.1.1)
公司的文化與其宗旨、價值觀及策略保持一致(守則條文第A.1.1條)

Establish policy(ies) and system(s) that promote and support anti-corruption laws and regulations (Code Provision D.2.7)
制定促進及支持反貪污法律及法規的政策及制度(守則條文第D.2.7條)

Group's practices 本集團常規

A healthy corporate culture across the Group is vital for the Group to achieve its vision and mission towards sustainable growth. It is the Board's role to foster a corporate culture with two core principles to guide the behaviours of its employees, and ensure that the Company's vision, values and business strategies are aligned to it.
於本集團內營造健康的企業文化對本集團實現其可持續增長的願景及使命至關重要。董事會的責任營造揉合兩項核心原則的企業文化，從而為其僱員的行為提供指引，並確保本公司的願景、價值觀及業務策略與企業文化保持一致。

For details, please refer to "Culture and Values" section of this Corporate Governance Report.
詳情請參閱本企業管治報告中「文化及價值觀」一節。

The Group's corruption prevention policy has been introduced since the listing of the Company's shares on the Stock Exchange in 2018. The policy is included in the Group's staff handbook and covers activities such as anti-corruption, code of conduct, guidance on gifts, entertainment and gratuities, the Group's expectations and requirements of business ethics, as well as investigation and reporting mechanism of suspected corruption practices. Any convicted cases will be reported to the Board and the Audit Committee.
本集團的防範貪污政策自本公司股份於2018年在聯交所上市起推出。該政策載於本集團的員工手冊，並涵蓋反貪污、行為守則、餽贈、招待及酬金指引、本集團對商業道德的期望及要求，以及對涉嫌貪污行為的調查及匯報機制等活動。任何已定罪的案件將向董事會及審核委員會匯報。

For details, please refer to "Risk Management and Internal Control – Anti-corruption Policy" section of this Corporate Governance Report.
詳情請參閱本企業管治報告中「風險管理及內部監控 – 反貪污政策」一節。

緒言

董事會及本公司管理層致力於維持良好的企業管治常規及程序。本公司相信，良好的企業管治為有效管理、健康的企業文化、成功的業務增長及提升股東價值提供必要的框架。本公司企業管治原則強調優質的董事會、完善的內部控制、具透明度及對全體股東負責。

企業管治常規

本公司確信企業管治是為股東創造價值之必要及重要元素之一，本公司亦致力於達致高水平的企業管治，以保障及提升全體股東的利益，提高本公司之企業價值與問責性。就企業管治目的而言，本公司已採納上市規則附錄C1第2部所載的企業管治守則(「企管守則」)。截至2024年12月31日止年度，就董事會所深知，本公司一直遵守企管守則所載的所有適用守則條文。

於2021年12月，聯交所公佈其對檢討上市規則附錄C1企業管治守則及相關上市規則的諮詢總結。大部分的修訂適用於2022年1月1日或之後開始的財政年度。本集團多年來一直採納經修訂的企業管治守則中的大部分新規定為其企業管治常規。重點載於下表：

CORPORATE GOVERNANCE REPORT (CONT'D)

企業管治報告 (續)

| New Requirements 新規定 | Group's practices 本集團常規 |
|--|---|
| Establish whistleblowing policy and system (Code Provision D.2.6) 制定舉報政策及制度 (守則條文第D.2.6條) | <p>The Group's whistleblowing policy was introduced in May 2018. 本集團的舉報政策於2018年5月推出。</p> <p>Any convicted cases will be reported to the chairman of the Audit Committee. 任何已定罪的案件將向審核委員會主席匯報。</p> <p>For details, please refer to "Risk Management and Internal Control – Whistleblowing Policy" section of this Corporate Governance Report. 詳情請參閱本企業管治報告中「風險管理及內部監控 – 舉報政策」一節。</p> |
| Communications with shareholders and annual review (Paragraph L of the Mandatory Disclosure Requirement) 與股東的溝通及年度檢討 (強制披露規定L段) | <p>The Group's shareholders' communication policy (the "Shareholders' Communication Policy") sets out the Group's commitment of maintaining an effective ongoing dialogue with shareholders. The Shareholders' Communication Policy is reviewed by the Audit Committee on a regular basis. 本集團的股東溝通政策 (「股東溝通政策」) 載列本集團與股東保持有效持續對話的承諾。股東溝通政策由審核委員會定期檢討。</p> <p>For details, please refer to "Communication with shareholders and investor relations" section of this Corporate Governance Report. 詳情請參閱本企業管治報告中「與股東的溝通及投資者關係」一節。</p> |
| Equity-based remuneration (e.g. share options or grants) with performance related elements should not be granted to independent non-executive directors (Recommended Best Practice E.1.9) 不應給予獨立非執行董事包含績效相關元素的以股權為基礎的酬金 (如購股權或贈授股份) (建議最佳常規第E.1.9條) | <p>We have a benchmarked approach in determining our non-executive Directors' fees, which does not involve equity-based remuneration with performance-related elements. 我們採用基準法釐定非執行董事的袍金，當中不涉及包含績效相關元素的以股權為基礎的酬金。</p> <p>The level of fees payable to non-executive Directors (including independent non-executive Directors) is also subject to shareholders' approval. 應付非執行董事 (包括獨立非執行董事) 的袍金水平亦須經股東批准。</p> |
| Annually review the board diversity policy; and disclose the mechanism(s) to ensure independent views and input are available to the board, and annual review of the implementation and effectiveness of such mechanism(s) (Code Provisions B.1.3 and B.1.4) 每年檢討董事會多樣性政策；及披露確保向董事會提供獨立觀點及意見的機制，以及每年檢討該機制的實施及有效性 (守則條文第B.1.3條及B.1.4條) | <p>The Group's Board diversity policy (the "Board Diversity Policy") was adopted by the Board in December 2018 and is subject to annual review by the Nomination Committee. 董事會於2018年12月採納本集團的董事會多樣性政策 (「董事會多樣性政策」)，並需由提名委員會每年檢討。</p> <p>The Board Diversity Policy formally recognises the practice of ensuring that independent views and input are made available to the Board; details of which are explained in the section "Independent non-executive Directors" in this Corporate Governance Report. The Board is committed to assessing the independence of the independent non-executive Directors annually and ensuring that independent views and input are made available to the Board. 董事會多樣性政策正式肯定確保向董事會提供獨立觀點及意見的做法；有關詳情於本企業管治報告「獨立非執行董事」一節闡釋。董事會致力每年評估獨立非執行董事之獨立性，並確保向董事會提供獨立觀點及意見。</p> |

CORPORATE GOVERNANCE REPORT (CONT'D)

企業管治報告 (續)

New Requirements 新規定

Group's practices 本集團常規

Gender diversity targets at board level and across workforce
董事會層面以至全體員工達致性別多樣性目標

- Board level – to set and disclose numerical targets and timelines for achieving gender diversity
董事會層面 – 設定並披露達致性別多樣性的目標數字和時間表
- Workforce level – to disclose and explain the gender ratio (including senior management), any plans or measurable objectives the company has set for achieving gender diversity. (Paragraph J of the Mandatory Disclosure Requirement)
員工層面 – 披露及解釋性別比率 (包括高級管理層)、公司為達致性別多樣性而設定的任何計劃或可計量目標。(強制披露規定J段)

The Board currently has one female Director (i.e. Ms. Wang Laichun), in which case the Board considered gender diversity has been achieved. Gender diversity at Board level is disclosed in this annual report.

董事會目前有一名女性董事 (即王來春女士)，於此情況下，董事會認為已達致性別多樣性。本年報披露董事會層面的性別多樣性。

Gender diversity at workforce level (including the senior management of the Group) is disclosed in this annual report.
本年報披露員工層面 (包括本集團的高級管理層) 的性別多樣性。

For details, please refer to “Employment” section of the ESG Report contained in this annual report.

詳情請參閱本年度報告所載之環境、社會及管治報告中「僱傭」一節。

Nomination Committee chaired by the chairman of the board or an independent non-executive director and comprising a majority of independent non-executive directors (Listing Rule 3.27A)

由董事會主席或獨立非執行董事擔任主席的提名委員會，成員須由獨立非執行董事佔大多數 (上市規則第3.27A條)

The Nomination Committee, which comprises a majority of independent non-executive Directors, has been chaired by an independent non-executive Director since the Listing.

提名委員會 (由獨立非執行董事佔大多數) 自上市起一直由獨立非執行董事擔任主席。

For details, please refer to “Nomination Committee” section of this Corporate Governance Report.

詳情請參閱本企業管治報告中「提名委員會」一節。

Elaborate the linkage between corporate governance and ESG (Introductory paragraph in the Corporate Governance Code, Principle D.2, Code Provisions D.2.2 and D.2.3)

闡述企業管治與環境、社會及管治之間的聯繫 (企業管治守則中的簡介段落，原則D.2條，守則條文第D.2.2條及D.2.3條)

The linkage is shown in “ESG Governance” section of the ESG Report contained in this annual report.

本年度報告所載之環境、社會及管治報告中「環境、社會及管治之監督」一節展示相關聯繫。

Publish ESG reports at the same time as publication of annual reports (Listing Rule 13.91(5)(d) and paragraph 4(2)(d) of the ESG Reporting Guide)

在發佈年報的同時發佈環境、社會及管治報告 (上市規則第13.91(5)(d)條及環境、社會及管治報告指引第4(2)(d)段)

The ESG Report has been published at the same time as the annual report for each year since the Listing.

自上市以來，環境、社會及管治報告每年與年報同時發佈。

CORPORATE GOVERNANCE REPORT (CONT'D)

企業管治報告 (續)

CULTURE AND VALUES

A healthy corporate culture across the Group is integral to attain its vision and strategy. It is the Board's role to foster a corporate culture with the following core principles and to ensure that the Company's vision, values and business strategies are aligned to it.

1. Integrity and code of conduct

The Group strives to maintain high standards of business ethics and corporate governance across all our activities and operations. The Directors, management and staff are all required to act lawfully, ethically and responsibly, and the required standards and norms are explicitly set out in the training materials for all new staff and embedded in various policies such as the Group's employee handbook (including therein the Group's code of conduct), the anti-corruption policy and the whistleblowing policy of the Group. Trainings are conducted from time to time to reinforce the required standards in respect of ethics and integrity.

2. Commitment

The Group believes that the culture of commitment to workforce development, workplace safety and health, diversity, and sustainability is one where people have a feeling of commitment and emotional engagement with the Group's mission. This sets the tone for a strong, productive workforce that attracts, develops, and retains the best talent and produces the highest quality work. Moreover, the Company's strategy in the business development and management are to achieve long-term, steady and sustainable growth, while having due considerations from environment, social and governance aspects.

MODEL CODE FOR SECURITIES TRANSACTIONS BY DIRECTORS

The Company has adopted the Model Code as the code of conduct regarding securities transactions by directors. Having made specific enquiry, all Directors have fully complied with the required standards set out in the Model Code and there was no event of non-compliance during the year ended 31 December 2024.

DIRECTORS' RESPONSIBILITIES AND DELEGATION

The Board is responsible for leading and controlling the business operations of the Group. It formulates strategic directions, oversees the operations and monitors the financial performance of the Group. The management is delegated power and authority given by the Board for the day-to-day management and operations of the Group. The management is accountable to the Board for the Company's overall operation. Under the terms of reference, the duties of the Board (or a committee or committees performing this function) in respect of corporate governance are as follows:

- 1) To develop and review the Group's policies and practices on corporate governance of the Group and make recommendations to the Board;
- 2) To review and monitor the training and continuous professional development of the Directors and the senior management;
- 3) To review and monitor the Group's policies and practices on compliance with legal and regulatory requirements;
- 4) To develop, review and monitor the code of conduct applicable to the Directors and the employees of the Group; and
- 5) To review the Group's compliance with the CG Code as set out in Appendix C1 to the Listing Rules and disclosure in the corporate governance report of the Company.

文化及價值觀

於本集團內營造健康的企業文化對實現其願景及策略是不可或缺的。董事會的責任營造揉合以下核心原則的企業文化，以確保本公司的願景、價值觀及業務策略與企業文化保持一致。

1. 誠信及操守準則

本集團致力於在所有活動及營運中維持高水平的商業道德及企業管治。董事、管理層及員工均須以合法、符合道德及負責任的方式行事，而所要求的標準及規範已明確載列於所有新員工的培訓資料中，並包括各項政策，例如本集團的員工手冊（包括本集團的行為守則）、本集團的反貪污政策及舉報政策等。本公司不時進行培訓，以加強道德操守及誠信方面的規定標準。

2. 承擔

本集團相信，致力於員工發展、工作場所安全與健康、多樣性及可持續性的文化使人們產生一種承擔感及對本集團使命的情感投入。此為打造強大高效的員工隊伍奠定了基調，可吸引、培養並挽留最優秀的人才，交付最優質的工作。此外，本公司於業務發展及管理的策略是實現長遠、穩定及可持續的增長，同時從環境、社會及管治方面作出適當的考慮。

董事進行證券交易之標準守則

本公司已採納標準守則作為有關董事進行證券交易之操守準則。經作出具體查詢後，全體董事已於截至2024年12月31日止年度全面遵守標準守則所載所須標準且並無出現不合規事件。

董事職責及授權

董事會負責領導及控制本集團的業務經營。其制定策略方向、監督營運及監控本集團的財務表現。管理層獲董事會指派權力及授權進行本集團的日常管理及經營。管理層就本公司的整體營運對董事會負責。根據職權範圍，董事會（或履行此職能的委員會）須履行之企業管治職能如下：

- 1) 制定及檢討本集團之企業管治政策及常規，並向董事會提出建議；
- 2) 檢討及監察董事及高級管理人員之培訓及持續專業發展；
- 3) 檢討及監察本集團在遵守法律及監管規定方面之政策及常規；
- 4) 制定、檢討及監察適用於董事及本集團僱員之操守準則；及
- 5) 檢討本集團遵守上市規則附錄C1所載企管守則之情況及在本公司企業管治報告內之披露。

CORPORATE GOVERNANCE REPORT (CONT'D)

企業管治報告 (續)

BOARD COMPOSITION

The Board currently comprises two executive Directors, one non-executive Director and three independent non-executive Directors and the Board is accountable to shareholders. The management and control of the business of the Company is vested in its Board. It is the duty of the Board to create value to the shareholders of the Company. There is no relationship (including financial, business, family or other material/relevant relationship(s)) between board members and in particular, between the Chairman and the chief executives.

Executive Directors

Mr. Cua Tin Yin Simon
Mr. Wong Chi Kuen

Non-executive Director

Ms. Wang Laichun

Independent non-executive Directors

Mr. Ho Hin Shun
Mr. Luk Wai Shing
Mr. Chan Chung Shun Eric

Biographical details of the Directors are set out in "Biographical Details of the Directors and Senior Management" on pages 27 to 30 of this annual report.

The proportion of which is higher than what is required by Rule 3.10A, 3.10 (1) and (2) of the Listing Rules whereby independent non-executive Directors of a listed issuer represent at least one-third of the Board. The three independent non-executive Directors represent more than one-third of the Board and at least one of whom has appropriate professional qualifications, or accounting or related financial management expertise. With the various experience of both the executive Directors, the non-executive Director and the independent non-executive Directors and the nature of the Group's business, the Board considered that the Directors have a balance of skills and experience for the business of the Board.

BOARD DIVERSITY POLICY

The Board has adopted a board diversity policy (the "Board Diversity Policy") since 28 December 2018 which sets out the basis to achieve diversity on the Board. Details of the Board Diversity Policy is disclosed as below.

1. Purpose

The Board Diversity Policy aims to set out the approach to achieve diversity on the Board.

2. Vision

The Company recognises and embraces the benefits of having a diverse Board to enhance the quality of its performance.

3. Policy

When determining the composition of the Board, the Company will consider board diversity in terms of, among other things, gender, age, experience, cultural and educational background, expertise, skills and know-how. All Board appointments will be based on merits, and candidates will be considered against objective criteria, having due regard for the benefits of diversity on the Board.

4. Measurable Objectives

Selection of candidates for Board membership will be based on a range of diversity perspectives, including but not limited to gender, age, experience, cultural and educational background, expertise, skills and know-how.

5. Monitoring and Reporting

The nomination committee of the Company (the "Nomination Committee") will disclose the composition of the Board annually in the corporate governance report and monitor the implementation of the Board Diversity Policy.

董事會組成

董事會現時由兩名執行董事、一名非執行董事及三名獨立非執行董事組成，且董事會對股東負責。本公司業務之管理及控制歸屬於董事會。董事會的職責乃為本公司股東創造價值。董事會各成員之間（尤其是主席與最高行政人員之間）概無關係（包括財務、業務、家族或其他重大／相關關係）。

執行董事

柯天然先生
黃志權先生

非執行董事

王來春女士

獨立非執行董事

何顯信先生
陸偉成先生
陳忠信先生

董事之履歷詳情載於本年報第27至30頁之「董事及高級管理層履歷詳情」一節。

比例高於上市規則第3.10A、3.10(1)及(2)條所規定之上市發行人之獨立非執行董事須佔董事會至少三分之一成員人數。三名獨立非執行董事佔董事會多於三分之一成員人數，且當中至少有一名具有合適的專業資格，或會計或相關財務管理專長。鑑於執行董事、非執行董事及獨立非執行董事的各種經驗及本集團之業務性質，董事會認為董事具備平衡之技術與經驗，有助本集團業務。

董事會多樣性政策

董事會自2018年12月28日起採納董事會多樣性政策（「董事會多樣性政策」），當中載有達致董事會多樣性的基準。董事會多樣性政策詳情披露如下。

1. 目的

董事會多樣性政策旨在載列董事會為達致多樣性而採取的方針。

2. 願景

本公司明白並深信董事會多樣性對提升本公司的表現質素裨益良多。

3. 政策

本公司在設定董事會組成時會從多個方面考慮董事會的多樣性，其中包括性別、年齡、經驗、文化及教育背景、專業經驗、技能及知識。董事會所有委任均以用人唯才為原則，並在考慮人選時以客觀條件充分顧及董事會多樣性的裨益。

4. 可計量目標

甄選董事會人選將按一系列多樣化範疇為基準，包括但不限於性別、年齡、經驗、文化及教育背景、專業經驗、技能及知識。

5. 監察及匯報

本公司提名委員會（「提名委員會」）將每年在企業管治報告中披露董事會組成，並監察董事會多樣性政策的執行。

CORPORATE GOVERNANCE REPORT (CONT'D)

企業管治報告 (續)

6. Review of the Board Diversity Policy

The Nomination Committee will review the Board Diversity Policy, as appropriate, to ensure the effectiveness of the Board Diversity Policy. The Nomination Committee will discuss any revisions that may be required, and recommend any such revisions to the Board for consideration and approval.

7. Disclosure of the Board Diversity Policy

A summary of the Board Diversity Policy together with the measurable objectives set for implementing the Board Diversity Policy, and the progress made towards achieving those objectives will be disclosed in the annual corporate governance report.

NOMINATION POLICY

The Board has adopted a nomination policy (the “**Nomination Policy**”) since 28 December 2018 which sets out the approach to guide the Nomination Committee in relation to the selection, appointment and re-appointment of the Directors. Details of the Nomination Policy is disclosed as below.

1. Purpose

- 1.1 the Nomination Policy aims to set out the approach to guide the Nomination Committee in relation to the selection, appointment and re-appointment of the Directors.
- 1.2 the Nomination Policy aims to ensure that the Board has a balance of skills, experience, knowledge and diversity of perspectives appropriate to the requirements of the Company's business.

2. Criteria

The Nomination Committee will evaluate, select and recommend candidate(s) for directorships to the Board by giving due consideration to criteria including but not limited to (collectively, the “**Criteria**”):

- (a) diversity in aspects including but not limited to gender, age, experience, cultural and educational background, expertise, skills and know-how;
- (b) sufficient time to effectively carry out their duties; their services on other listed and non-listed companies should be limited to reasonable numbers;
- (c) qualifications, including accomplishment and experience in the relevant industries the Company's business is involved in;
- (d) independence;
- (e) reputation for integrity;
- (f) potential contributions that the individual(s) can bring to the Board; and
- (g) commitment to enhance and maximise shareholders' value.

6. 檢討董事會多樣性政策

提名委員會將在適當時候檢討董事會多樣性政策，以確保董事會多樣性政策行之有效。提名委員會將討論可能需要進行的任何修改，並將任何該等修改向董事會作出推薦建議，以供其考慮及批准。

7. 董事會多樣性政策的披露

董事會多樣性政策概要連同為執行董事會多樣性政策而制定的可計量目標及達致該等目標的進度將於每年的企業管治報告內披露。

提名政策

董事會自2018年12月28日起採納提名政策（「**提名政策**」），其中載列提名委員會甄選、委任及重新委任董事的指引方法。提名政策的詳情披露如下。

1. 目的

- 1.1 提名政策旨在載列提名委員會甄選、委任及重新委任董事的指引方法。
- 1.2 提名政策旨在確保董事會具備適當的技能、經驗、知識及多樣性觀點以切合本公司業務的需求。

2. 標準

提名委員會將適當考慮下列標準（統稱為「**標準**」）以評估、甄選及向董事會推薦候選人擔任董事，標準包括但不限於：

- (a) 包括性別、年齡、經驗、文化及教育背景、專長、技能及知識等方面的多樣性；
- (b) 有充足時間以有效履行其職責，彼等於其他上市及非上市公司的服務應限於合理數目內；
- (c) 資格，包括在本公司的業務所涉及的有關行業之中的成就及經驗；
- (d) 獨立性；
- (e) 誠信方面的聲譽；
- (f) 該（等）人士可以為董事會帶來的潛在貢獻；及
- (g) 對提高及使股東價值最大化的承諾。

CORPORATE GOVERNANCE REPORT (CONT'D)

企業管治報告 (續)

3. Re-Election of Director at General Meeting

3.1 The Nomination Committee will evaluate and recommend retiring Director(s) to the Board for re-appointment by giving due consideration to the Criteria including but not limited to:

- (a) the overall contribution and service to the Company of the retiring director including his attendance of Board meetings and, where applicable, general meetings, and the level of participation and performance on the Board; and
- (b) whether the retiring Director(s) continue(s) to satisfy the Criteria in section 2.

3.2 The Nomination Committee and/or the Board shall then make recommendation to shareholders in respect of the proposed re-election of director at the general meeting.

4. Nomination Process

The Nomination Committee will recommend to the Board for the appointment of a Director in accordance with the following procedures and process:

- (a) the Nomination Committee will, giving due consideration to the current composition and size of the Board, develop a list of desirable skills, perspectives and experience at the outset to focus the search effort;
- (b) the Nomination Committee may consult any source it deems appropriate in identifying or selecting suitable candidates, such as referrals from existing Directors, advertising, recommendations from an independent agency firm and proposals from shareholders of the Company with due consideration given to the Criteria;
- (c) the Nomination Committee may adopt any process it deems appropriate in evaluating the suitability of the candidates, such as interviews, background checks, presentations and third-party reference checks;
- (d) upon considering a candidate suitable for the directorship, the Nomination Committee will hold a meeting and/or by way of written resolutions to, if thought fit, approve the recommendation to the Board for appointment;
- (e) the Nomination Committee will thereafter make the recommendation to the Board in relation to the proposed appointment and the proposed remuneration package; and
- (f) the Board will have the final authority on determining the selection of nominees and all appointment of Directors will be confirmed by the filing of the consent to act as Director of the relevant Director (or any other similar filings requiring the relevant Director to acknowledge or accept the appointment as Director, as the case may be) to be filed with the Companies Registry of Hong Kong.

3. 於股東大會上重選董事

3.1 提名委員會將會妥為考慮以下標準以評核及向董事會建議一名或多名退任的董事接受再度委任，標準包括但不限於：

- (a) 該退任董事對本公司的整體貢獻及服務，包括出席董事會會議及(如適用)股東大會，以及在董事會的參與程度及表現；及
- (b) 該(等)退任董事是否繼續符合第2節的標準。

3.2 提名委員會及／或董事會屆時應就於股東大會上建議重選董事向股東作出推薦意見。

4. 提名流程

提名委員會將根據下列程序及流程就委任董事一事向董事會作出建議：

- (a) 提名委員會在妥為考慮董事會的現有成員組成及規模下，將擬備一份理想的技能、觀點及經驗清單，以便從一開始能夠專注於物色工作；
- (b) 在妥為考慮標準下，提名委員會在物色或甄選合適候選人時可向其認為合適的任何來源查詢，例如：由現任董事轉介、刊登廣告、由第三方代理人公司推薦以及由本公司的股東建議；
- (c) 提名委員會在評核候選人的適合程度時可採納其認為合適的任何流程，例如：面試、背景查核、簡介申述及對於第三方轉介作出查核；
- (d) 在考慮某名候選人是否適合擔任董事一職之後，提名委員會將舉行會議及／或以書面決議案的方式(如其認為合適)批准向董事會建議作出委任；
- (e) 提名委員會其後將就建議委任及建議薪酬待遇向董事會作出推薦建議；及
- (f) 董事會對甄選獲提名人士將有最終決定權，全部董事委任工作將通過向香港公司註冊處提交相關董事的出任董事職位同意書(或任何其他類似需要有關董事承認或接受出任董事職位的備案，視情況而定)確認。

CORPORATE GOVERNANCE REPORT (CONT'D)

企業管治報告 (續)

5. Responsibility

The Board will be ultimately responsible for the selection, appointment and re-appointment of Directors.

6. Monitoring and Reporting

The Nomination Committee will assess and report annually, in the corporate governance report, on the composition of the Board, and launch a formal process to monitor the implementation of the Nomination Policy as appropriate.

7. Review of the Nomination Policy

The Nomination Committee will launch a formal process to review the Nomination Policy periodically to ensure that it is transparent and fair, remains relevant to the Company's needs and reflects the current regulatory requirements and good corporate governance practice. The Nomination Committee will discuss any revisions that may be required and recommend any such revisions to the Board for consideration and approval.

8. Disclosure of the Nomination Policy

8.1 A summary of the Nomination Policy including the nomination procedures and the process and Criteria adopted by the Nomination Committee to select and recommend candidates for directorship during the year ended 31 December 2024 will be disclosed in the annual corporate governance report.

8.2 In the circular to shareholders for proposing a candidate as an independent non-executive director, it should also set out:

- the process used for identifying the candidate and why the Board believes the candidate should be elected and the reason why it considers the candidate to be independent;
- if the proposed independent non-executive director will be holding their seventh (or more) listed company directorship, the reason the board believes the candidate would still be able to devote sufficient time to the Board;
- the perspectives, skills and experience that the candidate can bring to the Board; and
- how the candidate can contribute to the diversity of the Board.

INDEPENDENT NON-EXECUTIVE DIRECTORS

The independent non-executive Directors play a significant role in the Board as they bring an impartial view on the Company's strategies, performance and control, as well as ensure that the interests of all shareholders are taken into account. All independent non-executive Directors possess appropriate academic, professional qualifications or related financial management experience. None of the independent non-executive Directors held any other offices in the Company or any of its subsidiaries or is interested in any shares of the Company. The Company has received from each independent non-executive Director an annual confirmation of his independence, and the Company considers such Directors to be independent in accordance with the criteria set out in Rule 3.13 of the Listing Rules.

5. 責任

董事會對於甄選、委任及重新委任董事一事負上最終責任。

6. 監察及匯報

提名委員會將在企業管治報告內每年評核及匯報董事會的組成，並推行正式流程以適當地監察提名政策的落實情況。

7. 檢討提名政策

提名委員會將推行正式流程以定期檢討提名政策，以確保提名政策透明公正，一直切合本公司的需要，並且反映現有監管規定及企業管治常規良好。提名委員會將討論可能需要進行的任何修改，並將任何該等修改向董事會作出推薦建議，以供其考慮及批准。

8. 提名政策的披露

8.1 提名政策概要 (包括提名程序及流程以及提名委員會於截至2024年12月31日止年度就甄選及推薦候選人擔任董事一職而採納的標準) 將於年度企業管治報告內披露。

8.2 於就建議候選人擔任獨立非執行董事而致股東之通函內，亦應載列：

- 用於物色候選人的流程及董事會認為候選人應當獲選的原因以及認為候選人具備獨立性的原因；
- 倘建議獨立非執行董事人選將擔任七間(或以上)上市公司的董事職位，董事會認為候選人仍將能夠向董事會投入充足時間的原因；
- 候選人能向董事會帶來的觀點、技能及經驗；及
- 候選人如何能向董事會的多樣性作出貢獻。

獨立非執行董事

獨立非執行董事於董事會扮演重大角色，原因為彼等為本公司的策略、業績及監控問題提供公正意見，並顧及全體股東的利益。全體獨立非執行董事均具備合適學歷、專業資格或相關財務管理經驗。獨立非執行董事概無於本公司或其任何附屬公司擔任任何其他職位，亦無於本公司任何股份中擁有權益。本公司已接獲各獨立非執行董事之年度確認書，確認其獨立性，本公司根據上市規則第3.13條所載準則，認為該等董事均為獨立人士。

CORPORATE GOVERNANCE REPORT (CONT'D)

企業管治報告 (續)

In order to ensure that independent views and input of the independent non-executive Directors are made available to the Board, the Nomination Committee and the Board are committed to assess the Directors' independence annually with regards to all relevant factors related to the independent non-executive Directors including the following:

- required character, integrity, expertise, experience and stability to fulfill their roles;
 - time commitment and attention to the Company's affairs;
 - firm commitment to their independent roles and to the Board;
 - declaration of conflict of interest in their roles as independent non-executive Directors;
 - no involvement in the daily management of the Company nor in any relationship or circumstances which would affect the exercise of their independent judgement; and
 - the Chairman meets with the independent non-executive Directors regularly without the presence of other Directors.
- 履行其職責所需的品格、誠信、專業知識、經驗及穩定性；
 - 對本公司事務投入的時間及精力；
 - 堅決履行其獨立性的職責和投入董事會工作；
 - 就擔任獨立非執行董事申報利益衝突事項；
 - 不參與本公司日常管理，亦不存在任何關係或情況會影響其作出獨立判斷；及
 - 主席定期在其他董事避席的情況下與獨立非執行董事會面。

APPOINTMENT AND RE-ELECTION OF DIRECTORS

Each of the executive Directors and non-executive Directors has entered into a service contract with the Company for an initial term of three years which may be terminated in accordance with their respective terms and is subject to retirement by rotation and re-election in accordance with the memorandum and articles of association of the Company.

Pursuant to the letter of appointment between the Company and each of the independent non-executive Directors, the independent non-executive Directors have been appointed for an initial term of three years which may be terminated in accordance with their respective terms.

According to the Article 108 of the memorandum and articles of association of the Company, one-third of the Directors for the time being, or if their number is not three or a multiple of three, then the number nearest to but not less than one-third, shall retire from office by rotation at every annual general meeting of the Company, provided that every Director shall retire from office by rotation and are subject to re-election at annual general meeting at least once every three years. Article 112 of the memorandum and articles of association of the Company provides that any Directors who are appointed to fill casual vacancies shall hold office only until the next following general meeting after their appointment, and are subject to re-election by shareholders of the Company.

Ms. Wang Laichun and Mr. Ho Hin Shun will retire from office at the forthcoming annual general meeting of the Company to be held on 23 May 2025. Ms. Wang Laichun and Mr. Ho Hin Shun being eligible, will offer themselves for re-election.

At the forthcoming annual general meeting of the Company, separate ordinary resolutions will be put forward to the shareholders of the Company in relation to the proposed re-election of Ms. Wang Laichun as a non-executive Director and Mr. Ho Hin Shun as an independent non-executive Director, respectively.

為確保獨立非執行董事向董事會提供獨立的觀點及意見，提名委員會及董事會承諾每年評估董事的獨立性，與獨立非執行董事有關的所有相關因素包括以下各項：

委任及重選董事

各執行董事及非執行董事已與本公司簽訂服務合約，初步為期三年，可按照彼等各自的條款予以終止，並須根據本公司的組織章程大綱及細則輪值退任並膺選連任。

根據本公司與各獨立非執行董事的委任函，獨立非執行董事已獲委任，初步任期為三年並可按照彼等各自的條款予以終止。

根據本公司的組織章程大綱及細則第108條，當時在任的三分之一董事須在本公司每屆股東週年大會上輪值退任（或倘董事人數並非三或三的倍數，則為最接近但不少於三分之一的人數），惟每位董事須最少每三年一次在股東週年大會上輪值退任並膺選連任。本公司組織章程大綱及細則第112條規定，任何獲委任以填補臨時空缺的董事，任期僅至其獲委任後的下屆股東大會止，並須經本公司股東重選後方可連任。

王來春女士及何顯信先生將於本公司謹定於2025年5月23日舉行之應屆股東週年大會上退任。符合資格的王來春女士及何顯信先生將膺選連任。

於本公司應屆股東週年大會上，將分別向本公司股東提呈有關建議重選王來春女士為非執行董事及何顯信先生為獨立非執行董事的獨立普通決議案。

CORPORATE GOVERNANCE REPORT (CONT'D)

企業管治報告 (續)

TERM OF OFFICE OF NON-EXECUTIVE DIRECTORS

The initial term of office of each of the non-executive Directors (including independent non-executive Directors) is three years, subject to re-election.

CHAIRMAN AND CHIEF EXECUTIVE OFFICER

Pursuant to the code provision C.2.1 of the CG Code, the roles of chairman and chief executive officer should be separate and should not be performed by the same individual.

The role of chairman remains separate from that of the chief executive officer to enhance their respective independence, accountability and responsibility. Ms. Wang Laichun is the Chairman and Mr. Cua Tin Yin Simon is the Chief Executive Officer.

DIRECTORS' TRAINING AND PROFESSIONAL DEVELOPMENT

The Group acknowledges the importance of adequate and ample continuing professional development for the Directors for a sound and effective internal control system and corporate governance. In this regard, the Group has always encouraged the Directors to attend relevant training courses to receive the latest new and knowledge regarding corporate governance.

The Company updates Directors on the latest developments and changes to the Listing Rules and the applicable legal and regulatory requirements concerning good governance practices. Reading materials on regulatory updates were also provided to the Directors for updating their knowledge on the relevant issues. The Company will, if necessary, provide timely and regular trainings to the Directors to ensure that they keep abreast of the current requirements under the Listing rules. The Group has also adopted a policy to reimburse the Directors for any relevant training costs and expenses incurred concerning corporate governance and internal control.

BOARD COMMITTEES

The Board has established three Board committees, namely, the Audit Committee, the Remuneration Committee and the Nomination Committee, for overseeing particular aspects of the Company's affairs. All Board committees have been established with defined written terms of reference, which are posted on the website of the Stock Exchange at www.hkexnews.hk and the Company's website at www.time-interconnect.com. All the Board committees responsibly report to the Board on their decisions or recommendations made.

The practices, procedures and arrangements in conducting meetings of Board committees follow in line with, so far as practicable, those of the Board meetings set out above.

All Board committees are provided with sufficient resources to perform their duties and, upon reasonable request, are able to seek independent professional advice in appropriate circumstance, at the Company's expense.

The Board is responsible for performing the corporate governance duties set out in the CG Code which included developing and reviewing the Company's policies and practices on corporate governance, training and continuous professional development of Directors, and reviewing the Company's compliance with the code provision in the CG Code and disclosures in this annual report.

非執行董事的任期

各非執行董事 (包括獨立非執行董事) 的初步任期為三年，須重選。

主席與行政總裁

根據企管守則的守則條文第C.2.1條，主席與行政總裁的角色應有所區分，及不應由同一人士兼任。

主席與行政總裁的角色維持分立，以分別提高各自的獨立性、問責性及責任。王來春女士擔任主席，而柯天然先生為行政總裁。

董事的培訓及專業發展

本集團認同董事獲得足夠及充份的持續專業發展，對健全而及有效的內部監控系統與企業管治的重要性。為此，本集團一直鼓勵董事出席相關培訓課程，以獲取有關企業管治的最新消息及知識。

本公司向董事更新涉及良好企業管治常規之上市規則最新發展及修訂以及適用之法律及監管規定。最新監管資料之閱讀材料亦會提供予董事，以更新彼等對相關事宜之知識。本公司將按需要為董事提供適時及定期之培訓，以確保彼等緊貼上市規則之現行規定。本集團亦已採納一項政策，以實報實銷方式，付還董事就參與任何有關企業管治及內部監控之培訓所產生之相關費用及開支。

董事委員會

董事會已成立三個董事委員會，分別為審核委員會、薪酬委員會及提名委員會，以監察本公司特定範疇的事務。所有董事委員會於成立當時均具有明確的書面職權範圍，該等範圍刊載於聯交所網站 www.hkexnews.hk 及本公司網站 www.time-interconnect.com。所有董事委員會盡責地向董事會匯報其所作出的決定或推薦意見。

在實際可行情況下，董事委員會舉行會議的常規、程序及安排均與上文所載董事會會議的常規、程序及安排一致。

所有董事委員會均獲提供充足資源以履行其職務，並可應合理要求於適當情況下徵詢獨立專業意見，費用由本公司支付。

董事會負責履行企管守則所載之企業管治職務，當中包括制定及檢討本公司之企業管治政策及常規、董事的培訓及持續專業發展，以及檢討本公司有否遵守企管守則的守則條文及本年報所作的披露。

CORPORATE GOVERNANCE REPORT (CONT'D)

企業管治報告 (續)

AUDIT COMMITTEE

The Audit Committee was established on 24 January 2018. The chairman of the Audit Committee is Mr. Chan Chung Shun Eric, the independent non-executive Director, and other members include Mr. Ho Hin Shun and Mr. Luk Wai Shing, the independent non-executive Directors. The written terms of reference of the Audit Committee are posted on the website of the Stock Exchange and on the Company's website.

The Company has complied with Rule 3.21 of the Listing Rules in that at least one of the members of the Audit Committee (which must comprise a minimum of three members and must be chaired by an independent non-executive Director) is an independent non-executive Director who possesses appropriate professional qualifications or accounting-related financial management expertise.

The primary duties of the Audit Committee are to review the financial information and oversee financial reporting system, risk management and internal control systems, relationship with external auditors and review the arrangements to enable employees of the Company can use in confidence, to raise, concerns about possible improprieties in financial reporting, internal control or other matters of the Company.

During the year ended 31 December 2024, the Audit Committee held three meetings to (i) review and comment on the Company's annual results for the nine months ended 31 December 2023; (ii) 2024 interim results; (iii) pre-audit meeting for the annual results; and (iv) review the Company's internal control procedures and risk management system.

The Group's consolidated financial statements for the year ended 31 December 2024 have been reviewed by the Audit Committee. The Audit Committee is of the opinion that the consolidated financial statements of the Group for the year ended 31 December 2024 comply with applicable accounting standards, Listing Rules and that adequate disclosures have been made.

REMUNERATION COMMITTEE

The Remuneration Committee was established on 24 January 2018. The chairman of the Remuneration Committee is Mr. Ho Hin Shun, the independent non-executive Director, and other members include Mr. Luk Wai Shing and Mr. Chan Chung Shun Eric, the independent non-executive Directors and Mr. Wong Chi Kuen, the executive Director. The written terms of reference of the Remuneration Committee are posted on the website of the Stock Exchange and the Company's website.

The Remuneration Committee has been charged with the responsibility of making recommendations to the Board on the appropriated policy and structures for all aspects of Directors' and senior management's remuneration. The Remuneration Committee considers factors such as salaries paid by comparable companies, time commitment and responsibilities of the Directors, employment conditions elsewhere in the Group and desirability of performance-based remuneration. The Remuneration Committee held two meetings to review the remuneration packages and emoluments of Directors and senior management and considered that they are fair and reasonable. No Director or any of his associates is involved in deciding his own remuneration.

Pursuant to Rule 17.07A of the Listing Rules, the material matters relating to the 2023 Share Option Scheme that was reviewed and approved by the Remuneration Committee for the nine months ended 31 December 2023 is summarized below:

118,360,000 share options were granted to 98 eligible participants which includes Directors, employees of the Group and service providers of the Group pursuant to the 2023 Share Option Scheme.

審核委員會

審核委員會於2018年1月24日成立。審核委員會主席為獨立非執行董事陳忠信先生，而其他成員包括獨立非執行董事何顯信先生及陸偉成先生。審核委員會的書面職權範圍刊載於聯交所網站及本公司網站。

本公司已遵守上市規則第3.21條，即審核委員會（須由最少三名成員組成，且主席須為獨立非執行董事）成員至少須有一名具備適當專業資格或會計相關財務管理專長的獨立非執行董事。

審核委員會的基本職務為審閱財務資料及監督財務報告制度、風險管理及內部監控程序、與外部核數師的關係，以及檢討相關安排，令本公司僱員可以保密形式提出本公司財務匯報、內部監控或其他方面可能發生之不正當行為。

截至2024年12月31日止年度，審核委員會舉行三次會議，就(i)本公司截至2023年12月31日止九個月之年度業績；(ii)2024年中期業績進行審閱並反映意見；(iii)年度業績之預審會議；以及(iv)就本公司之內部監控程序及風險管理系統進行審閱。

本集團截至2024年12月31日止年度的綜合財務報表已經由審核委員會審閱。審核委員會認為，本集團截至2024年12月31日止年度的綜合財務報表符合適用會計準則及上市規則，並已作出充足的披露。

薪酬委員會

薪酬委員會於2018年1月24日成立。薪酬委員會主席為獨立非執行董事何顯信先生，而其他成員包括獨立非執行董事陸偉成先生及陳忠信先生，以及執行董事黃志權先生。薪酬委員會的書面職權範圍刊載於聯交所網站及本公司網站。

薪酬委員會的職責為就董事及高級管理層薪酬各個方面的適當政策及架構向董事會提出建議。薪酬委員會考慮的因素包括可資比較公司支付之薪金、董事的付出時間及職責、本集團內其他職位之僱用條件及按表現發放薪酬的可取性。薪酬委員會舉行了兩次會議以審閱董事及高級管理層的薪酬待遇，認為其公平合理。概無董事或其任何聯繫人參與釐訂其自身薪酬的決策。

根據上市規則第17.07A條，薪酬委員會已於截至2023年12月31日止九個月審閱及批准與2023年購股權計劃相關的重大事宜概述如下：

根據2023年購股權計劃，本公司已向98名合資格參與者（包括董事、本集團僱員及本集團服務提供者）授出118,360,000份購股權。

CORPORATE GOVERNANCE REPORT (CONT'D)

企業管治報告 (續)

During the Remuneration Committee meeting to review the grant of share options to the independent non-executive Directors, the vesting of the share option granted to the independent non-executive Directors is not subject to any performance targets. The Remuneration Committee is of the view that it is not necessary to set the performance targets for the share options granted to the independent non-executive Directors as this may lead to bias in their decision-making and compromise their objectivity and independence. The Remuneration Committee has also considered (a) the importance of the roles and responsibilities of the independent non-executive Directors; (b) the past performance and contributions of the independent non-executive Directors; and (c) the expected contributions of the independent non-executive Directors to be made to the future development of the Group and is of the view that the grant of share options without any performance target aligns with the purpose of the 2023 Share Option Scheme, and is in line with the recommended best practice of the Corporate Governance Code contained in Appendix C1 to the Listing Rules.

NOMINATION COMMITTEE

The Nomination Committee was established on 24 January 2018. The chairman of the Nomination Committee is Mr. Luk Wai Shing, the independent non-executive Director, and other members include Mr. Ho Hin Shun and Mr. Chan Chung Shun Eric, the independent non-executive Directors and Mr. Wong Chi Kuen, the executive Director. The written terms of reference of the Nomination Committee are posted on the website of the Stock Exchange and on the Company's website.

The primary duties of the Nomination Committee are to review the structure, size and composition of the Board and assess independence of the independent non-executive Directors and makes recommendations to the Board on appointment of new Directors of the Company. In recommending candidates for appointment to the Board, the Nomination Committee considers candidates on merit against objective criteria and with due regards to the benefits of diversity on the Board.

In designing the Board's composition, Board diversity has been considered from a number of perspectives, including but not limited to gender, age, cultural and educational background, industry experience, technical and professional skills and/or qualifications, knowledge, length of services and time to be devoted as a director. The Company will also take into account factors relating to its own business model and specific needs from time to time. The ultimate decision is based on merit and contribution that the selected candidates will bring to the Board.

During the year ended 31 December 2024, the Nomination Committee held one meeting to review and recommend the re-election of Directors.

BOARD AND GENERAL MEETINGS

The Board meet regularly for considering, reviewing and/or approving matters relating to, among others, the financial and operating performance, as well as, the overall strategies and policies of the Company. Additional meetings are held when significant events or important issues are required to be discussed and resolved.

During the year ended 31 December 2024, the Chairman held a meeting with the independent non-executive Directors without the other Directors present.

在薪酬委員會審閱向獨立非執行董事授出購股權的會議上，已授予獨立非執行董事的購股權的歸屬不受任何績效目標規限。薪酬委員會認為，並無必要為已授予獨立非執行董事的購股權制定績效目標，乃由於此或會導致彼等在決策時出現偏見，損害彼等的客觀性及獨立性。薪酬委員會亦已考慮(a)獨立非執行董事職責及責任的重要性；(b)獨立非執行董事的過往表現及貢獻；及(c)預期獨立非執行董事將對本集團日後發展所作的貢獻，並認為在不制定任何績效目標的情況下授出購股權符合2023年購股權計劃之目的，且與上市規則附錄C1所載企業管治守則的建議最佳常規一致。

提名委員會

提名委員會於2018年1月24日成立。提名委員會主席為獨立非執行董事陸偉成先生，其他成員包括獨立非執行董事何顯信先生及陳忠信先生，以及執行董事黃志權先生。提名委員會的書面職權範圍刊載於聯交所網站及本公司網站。

提名委員會的主要職責為檢討董事會的架構、人數及組成以及評核獨立非執行董事的獨立性，並就有關本公司新董事的委任向董事會提供推薦建議。向董事會推薦委任候選人時，提名委員會會根據客觀標準考慮候選人的長處，並顧及董事會多樣性的裨益。

董事會作出成員甄選時，已從多方面觀點考慮董事會的多樣性，包括但不限於性別、年齡、文化和教育背景、行業經驗、技術及專業技能及／或資格、知識、服務年資及作為董事之可服務時間。本公司亦會考慮有關自身業務模式及不時的特殊需求之因素。最終決定乃基於候選人將帶給董事會的裨益及貢獻。

截至2024年12月31日止年度，提名委員會舉行了一次會議審閱及推薦重選董事。

董事會會議及股東大會

董事會定期召開會議，以考慮、審閱及／或批准有關(其中包括)本公司財務及營運表現，以及整體策略及政策。當需要討論及解決重大事項或重要事件時，本公司將另行舉行會議。

於截至2024年12月31日止年度，主席在其他董事缺席的情況下與獨立非執行董事舉行一次會議。

CORPORATE GOVERNANCE REPORT (CONT'D)

企業管治報告 (續)

Details of all Directors' attendance at the Board meeting and Board Committees' meeting held during the year ended 31 December 2024 are as follows:

截至2024年12月31日止年度，全體董事出席董事會會議及董事委員會會議的詳情如下：

| | | Board Meeting 董事會會議 | Audit Committee Meeting 審核委員會會議 | Remuneration Committee Meeting 薪酬委員會會議 | Nomination Committee Meeting 提名委員會會議 | Annual General Meeting 股東週年大會 |
|--|----------------|--|------------------------------------|---|---|----------------------------------|
| | | Number of Meetings Attended/Held 出席／舉行大會的次數 | | | | |
| Executive Directors | 執行董事 | | | | | |
| Mr. Cua Tin Yin Simon | 柯天然先生 | 13/15 | – | – | – | 1/1 |
| Mr. Wong Chi Kuen | 黃志權先生 | 15/15 | – | 2/2 | 1/1 | 1/1 |
| Non-executive Directors | 非執行董事 | | | | | |
| Ms. Wang Laichun | 王來春女士 | 2/15 | – | – | – | 1/1 |
| Independent non-executive Directors | 獨立非執行董事 | | | | | |
| Mr. Ho Hin Shun | 何顯信先生 | 5/15 | 3/3 | 2/2 | 1/1 | 1/1 |
| Mr. Luk Wai Shing | 陸偉成先生 | 5/15 | 3/3 | 2/2 | 1/1 | 1/1 |
| Mr. Chan Chung Shun Eric | 陳忠信先生 | 5/15 | 3/3 | 2/2 | 1/1 | 1/1 |

COMPANY SECRETARY

The company secretary of the Company (the "Company Secretary") assists the Board by ensuring the Board policy and procedures are followed. The Company Secretary is also responsible for advising that Board on corporate governance matters.

公司秘書

本公司之公司秘書（「公司秘書」）協助董事會確保董事會的政策及程序得到奉行。公司秘書亦負責向董事會提出有關企業管治事宜的建議。

The Company engages an external service provider, Ms. Ng Hoi Ying as its Company Secretary. Ms. Ng possesses the necessary qualification and experience, and is capable of performing the functions of the Company Secretary. Mr. Wong Chi Kuen, the executive Director, is the primary contact person who Ms. Ng contacts.

本公司委聘一名外聘服務提供者吳愷盈女士出任其公司秘書。吳女士具備所需資格及經驗，有能力履行公司秘書的職能。執行董事黃志權先生為吳女士主要聯絡的人士。

For the year ended 31 December 2024, Ms. Ng undertook no less than 15 hours of relevant professional training to update her skill and knowledge. The biographical details of Ms. Ng are set out in the section headed "Biographical Details of the Directors and Senior Management" of this annual report.

截至2024年12月31日止年度，吳女士已進行不少於15小時的相關專業培訓以更新她的技能及知識。吳女士之履歷詳情載於本年報「董事及高級管理層履歷詳情」一節。

INDEPENDENT AUDITOR'S REMUNERATION

During the year ended 31 December 2024, the remuneration paid or payable to the external auditor of the Company, BDO Limited, in respect of the audit and non-audit services were as follows:

獨立核數師酬金

於截至2024年12月31日止年度，就審核及非審核服務已付或應付予本公司外聘核數師香港立信德豪會計師事務所有限公司之酬金如下：

| Services rendered | 所提供的服務 | Remuneration paid/payable 已付／應付酬金 HK\$'000 千港元 |
|----------------------------|----------|---|
| Audit services | 審核服務 | |
| – Statutory audit services | – 法定審核服務 | 2,100 |
| Non-audit services | 非審核服務 | |
| – Review interim report | – 審閱中期報告 | 400 |
| | | 2,500 |

SHAREHOLDERS' RIGHT

One of the measures to safeguard Shareholders' interest and rights is to propose separate resolutions at Shareholders' meetings on each substantial issue, including the election of individual directors, for Shareholders' consideration and voting. All resolutions put forward at Shareholders' meeting will be voted by poll pursuant to the Listing Rules and the poll voting results will be posted on the website of the Stock Exchange and the Company's website after the relevant Shareholders' meeting.

股東權利

於股東大會上就各項重大議題（包括推選個別董事）提呈個別決議案以供股東考慮及表決，乃保障股東利益及權利的措施之一。根據上市規則，於股東大會上提呈的所有決議案將按投票方式表決，而投票表決結果將於相關股東大會結束後刊載於聯交所網站及本公司網站。

CORPORATE GOVERNANCE REPORT (CONT'D)

企業管治報告 (續)

Extraordinary general meeting may be convened by the Board on requisition of Shareholders holding not less than one-tenth of the paid up capital of the Company or by such Shareholders who made the requisition (the “**Requisitionists**”) (as the case may be) pursuant to Article 64 of the memorandum and articles of association of the Company. The Requisitionists shall be able to add resolutions to the meeting agenda. Such requisition must state the object of business to be transacted at the meeting and must be signed by the Requisitionists and deposited at the registered office of the Company or the Company’s principal place of business in Hong Kong. Shareholders should follow the requirements and procedures as set out in such article for convening an extraordinary general meeting. Shareholders may put forward proposals with general meeting of the Company by sending the same to the Company at the head office of the Company in Hong Kong.

For putting forward any enquiries to the Board, shareholders may send written enquiries to the Company. Shareholders may send their enquiries or requests in respect of their rights to the Company’s principal place of business in Hong Kong at Units 213-221, 2/F, Building 5E, 5 Science Park East Avenue, Hong Kong Science Park, Shatin, Hong Kong or by email at ir@brightcommns.com.

RISK MANAGEMENT AND INTERNAL CONTROL

The Directors acknowledge that they have overall responsibility for overseeing the Company’s internal control, financial control and risk management system and shall monitor its effectiveness on an ongoing basis. A review of the effectiveness of the risk management and internal control systems has been conducted by the Board at least annually.

Aimed at providing reasonable assurance against material errors, losses or fraud, the Company has established a risk management procedures which comprised the following steps:

- Identify risks: Identify major and significant risks that could affect the achievement of goals of the Group;
- Risk assessment: Assess and evaluate the identified risk according to its likely impact and the likelihood of occurrence;
- Risk mitigation: Develop effective control activities to mitigate the risks.

Risk identification and assessment is performed or updated annually, and the results of risk assessment, evaluation and mitigation of each functions or operation are documented in the Risk Registry to communicate to the Board and Management for reviews.

The Group’s risk management and internal control systems are, however, designed to manage rather than eliminate the risk of failure to achieve business objectives, and can only provide reasonable and not absolute assurance against material misstatement or loss.

A review on the internal control systems of the Company, including financial, operational and compliance controls and risk management functions has been carried out by an independent consultancy company with staff in possession of relevant expertise to conduct an independent review.

The Audit Committee reviewed the internal control review report issued by the independent consultancy company and the Company’s risk management and internal control systems in respect of the year ended 31 December 2024 and considered that they are effective and adequate. The Board assessed the effectiveness of internal control systems by considering the internal control review report and reviews performed by the Audit Committee and concurred the same.

根據本公司組織章程大綱及細則第64條，股東特別大會可由董事會按持有不少於本公司繳足股本十分之一的股東所提出的呈請，或由提出呈請的股東（「呈請人」）（視情況而定）召開。呈請人將可於會議議程中添加決議案。有關呈請須列明大會上須予處理的事務及須由呈請人簽署，並交回本公司註冊辦事處或本公司於香港的主要營業地點。股東須遵守有關細則所載召開股東特別大會的規定及程序。股東可於本公司股東大會上提呈動議，有關動議須送交本公司之香港總辦事處。

就向董事會作出提問而言，股東可將書面查詢發送給本公司。股東可將有關彼等權利的查詢或要求發送至本公司於香港的主要營業地點（地址為香港沙田香港科學園科技大道東5號5E大樓2樓213-221室）或發送電郵至 ir@brightcommns.com。

風險管理及內部監控

董事明白彼等有全盤責任監督本公司內部監控、財務監控及風險管理系統，並須持續監察其有效性。董事會至少每年對風險管理及內部監控系統的有效性進行審閱。

本公司著力提供合理保證，避免出現重大錯誤、損失或造假，為此已成立風險管理程序，包括以下步驟：

- 識別風險：識別可能影響達成本集團目標之主要及重大風險；
- 風險評估：根據已識別風險的預料影響及出現之可能性作出評估及評核；
- 紓緩風險：策劃有效的監管活動，務求紓緩風險。

每年進行或更新風險識別及評估，風險評估、評核的結果及各功能或營運之紓緩措施會詳細記錄在風險資料冊內，以供董事會及管理層審閱。

然而，本集團之風險管理及內部監控系統之設計旨在管理而非消除未能達成業務目標之風險，僅可就重大失實聲明或損失提供合理而非絕對保證。

獨立顧問公司內具有相關專業知識進行獨立審閱的員工，對本公司的內部監控系統（包括財務、營運及合規監控及風險管理職能）進行審閱。

審核委員會已審閱由獨立顧問公司發佈的內部監控審閱報告，以及本公司截至2024年12月31日止年度的風險管理和內部監控系統，並認為其屬有效及充份。董事會透過考慮內部監控審閱報告及審核委員會所進行的審閱（並同意有關審閱），評估內部監控系統的有效性。

CORPORATE GOVERNANCE REPORT (CONT'D)

企業管治報告 (續)

Under Code Provision D.2.5, the Group should have an internal audit function. The Company has no internal audit function because the Company has maintained an internal control system and its implementation has been considered effective by the Audit Committee and the Board. In addition, the Audit Committee has communicated with external auditor of the Company to understand if there is any material control deficiency. Nevertheless, the Company will review the need for one on an annual basis.

WHISTLEBLOWING POLICY

The Board adopted a whistleblowing policy (the “**Whistleblowing Policy**”) in May 2018. The Company is committed to maintaining good corporate governance and high standards of accountability, transparency, fairness and ethics. It is the responsibility of the Company to ensure that any undue behavior that compromises the interest of the stakeholders and the general public does not occur. The Whistleblowing Policy and system are therefore established to provide adequate reporting channels and guidance for the employees and business partners to raise serious concerns in confidence about suspected fraudulent activities, misconduct, malpractice or irregularity in any matters related to the Company without fear of reprisals. In case employees or other stakeholders notice any misconduct, malpractice or irregularity (e.g. fraud, corruption or financial irregularity) in any matters related to the Company, a report can be made to the chairman of the Audit Committee. No incident of fraud or misconduct that have material effect on the Group’s financial statements or overall operations for the year ended 31 December 2024 has been discovered. The Whistleblowing Policy is reviewed annually by the Audit Committee to ensure its effectiveness.

ANTI-CORRUPTION POLICY

The Board has adopted a corruption prevention policy (the “**Anti-corruption Policy**”) since the listing of the Company’s shares on the Stock Exchange in 2018. The Company believes that honesty, integrity and fair play are its important assets in business. All employees must ensure that the Company’s reputation is not tarnished by dishonesty, disloyalty or corruption. The Anti-corruption Policy forms an integral part of the Group’s corporate governance framework. The Anti-corruption Policy prohibits employees to solicit any advantage from clients, suppliers or any person in connection with the Company’s business. It demonstrates the Group’s commitment to the practice of ethical business conduct and the compliance of the anti-corruption laws and regulations that apply to its local and foreign operations. In line with this commitment and to ensure transparency in the Group’s practices, the Anti-corruption Policy has been prepared as a guide to all Group employees. The Anti-corruption Policy is reviewed and updated periodically to align with the applicable laws and regulations as well as the industry best practice.

DISCLOSURE OF INSIDE INFORMATION

The Group has in place a policy on disclosure of inside information which sets out the procedures and internal controls for handling and dissemination of inside information.

The policy provides guidelines to the Directors, officers and all relevant employees of the Group to ensure proper safeguards exist to prevent the Company from breaching the statutory disclosure requirements. It also includes appropriate internal control and reporting systems to identify and assess potential inside information.

Key procedures in place include:

- define the requirements of periodic financial and operational reporting to the Board and Company Secretary to enable them to assess inside information and make timely disclosures, if necessary;
- controls the access to inside information by employees on a need-to-know basis, and safeguarding the confidentiality of the inside information before it is properly disclosed to public;
- procedures of communicating with the Group’s stakeholders, including shareholders, investors, analysts, etc. in ways which are in compliance with the Listing Rules.

根據企管守則條文D.2.5，本集團須設有內部審核職能。本公司並無內部審核職能，因為本公司設有內部監控系統，而其推行經審核委員會及董事會審閱後認為行之有效。此外，審核委員會已與本公司外部核數師溝通，以了解有否出現任何重大監控缺陷。儘管如此，本公司仍會每年檢討是否需要成立內部審核職能。

舉報政策

董事會於2018年5月採納舉報政策（「**舉報政策**」）。本公司致力於維持良好的企業管治及高標準的問責、透明度、公平及道德。本公司有責任確保不會發生任何損害持份者及公眾利益的不當行為，因此，制定舉報政策及制度為僱員及業務夥伴提供充足的舉報渠道及指引，讓彼等在不擔心遭到報復的情況下，密切關注任何與本公司涉嫌欺詐活動、不當行為、瀆職或違規行為有關的事項。倘僱員或其他持份者發現與本公司有關的任何事宜中存在任何不當行為、瀆職或違規（如欺詐、貪污或財務違規），可向審核委員會主席報告。截至2024年12月31日止年度，並無發現對本集團財務報表或整體營運有重大影響的欺詐或不當行為。審核委員會每年檢討舉報政策，以確保其有效性。

反貪污政策

董事會自本公司股份於2018年在聯交所上市起採納防範貪污政策（「**反貪污政策**」）。本公司相信誠實、誠信及公平競爭是其重要的業務資產。所有僱員必須確保本公司的聲譽不因不誠實、不忠誠或貪污而受損。反貪污政策是本集團企業管治框架不可缺少的一部分。反貪污政策禁止僱員向客戶、供應商或任何與本公司業務有關的人士索取任何利益。由此可見本集團於商業道德行為實踐上的承諾，並遵守適用於其本地及海外業務的反貪污法律及法規。為貫徹此承諾及確保本集團實踐上的透明度，本集團已制定反貪污政策，作為本集團所有僱員的指引。反貪污政策定期檢討及更新，以符合適用法律及法規以及行業最佳慣例。

披露內幕消息

本集團備有內幕消息披露政策，列載處理及發放內幕消息的程序及內部監控。

政策為向董事、職員及本集團所有有關僱員提供指引，確保具恰當的保護措施，以免本公司違反法定披露要求。政策亦包括適當的內部監控及申報系統，以辨別及評估潛在的內幕消息。

已設有的主要步驟包括：

- 向董事會及公司秘書界定定期財務及經營申報的規定，致使彼等可評估內幕消息及作適時披露（如有需要）；
- 按須知基準控制僱員獲悉內幕消息的途徑，向公眾恰當披露前確保內幕消息絕對保密；
- 與本集團持份者（包括股東、投資者、分析師等）溝通步驟，方式均遵從上市規則。

CORPORATE GOVERNANCE REPORT (CONT'D)

企業管治報告 (續)

The Group has also established and implemented procedures to handle enquiries from external parties related to the market rumours and other Group's affairs.

To avoid uneven dissemination of inside information, the dissemination of inside information of the Company shall be conducted by publishing the relevant information on the Stock Exchange's website and the Company's website.

COMMUNICATION WITH SHAREHOLDERS AND INVESTOR RELATIONS

The Company has adopted shareholders communication policy with objective of ensuring that the shareholders and potential investors are provided with ready, equal and timely access to balanced and understandable information about the Company.

The Company has established several channels to communicate with the shareholders as follows:

- (i) Corporate communications such as annual reports, interim reports and circulars are issued in printed form and are available on the website of the Stock Exchange at www.hkexnews.hk and the Company's website at www.time-interconnect.com;
- (ii) Periodic announcements are made through the Stock Exchange and published on the respective websites of the Stock Exchange and the Company;
- (iii) Corporate information is made available on the Company's website;
- (iv) Annual and extraordinary general meetings provide a forum for the Shareholders to make comments and exchange views with the Directors and senior management; and
- (v) The Hong Kong branch share registrar of the Company serves the Shareholders in respect of share registration, dividend payment and related matters.

The Company keeps on promoting investor relations and enhancing communication with the existing shareholders and potential investors. It welcomes suggestions from investors, stakeholders and the public. Enquires to the Board or the Company may be sent by post to the Company's principal place of business in Hong Kong.

The company has reviewed the implementation and effectiveness of the shareholders communication policy during the Review Period. Having considered that effective shareholders communication channels are in place and shareholders are provided with regular updates of the Group's financial performance, strategic direction and material business development, the Board is of the view that the Company has established an effective communication channel with its shareholders and considers that the Company's shareholders' communication policy and its implementation are effective.

During the year ended 31 December 2024, there is no significant change in the memorandum and articles of association of the Company.

涉及市場傳言及其他本集團事務，本集團已設立及實行步驟，處理外部人士的查詢。

為免出現不公平發放內幕消息，本公司發放內幕消息時，會於聯交所網站及本公司網站刊載有關資料。

與股東的溝通及投資者關係

本公司已採納股東溝通政策，目標乃確保股東及有意投資者可便利、平等及及時地獲得均衡及可理解的本公司資料。

本公司已設立以下多個途徑與股東溝通：

- (i) 企業通訊如年報、中期報告及通函均以印刷形式刊發，同時於聯交所網站www.hkexnews.hk及本公司網站www.time-interconnect.com可供瀏覽；
- (ii) 定期透過聯交所作出公告，並將公告分別刊載於聯交所及本公司的網站；
- (iii) 於本公司網站提供企業資料；
- (iv) 股東週年大會及股東特別大會為股東提供平台，向董事及高級管理層反映意見及交流觀點；及
- (v) 本公司的香港股份過戶登記分處可為股東提供股份過戶登記、股息派付及相關事宜的服務。

本公司不斷促進與投資者的關係，並加強與現有股東及有意投資者的溝通。本公司歡迎投資者、持份者及公眾人士提供意見。向董事會或本公司作出的查詢可郵寄至本公司之香港主要營業地點。

本公司已於回顧期間內審閱股東通訊政策的實行情況及成效。經考慮有效的股東溝通渠道及向股東定期提供本集團財務表現、策略方向及重大業務發展的最新資料，董事會認為，本公司已建立與其股東的有效溝通渠道，並認為本公司的股東溝通政策及其執行有效。

截至2024年12月31日止年度，本公司組織章程大綱及細則並無重大變動。

ENVIRONMENTAL, SOCIAL AND GOVERNANCE REPORT

環境、社會及管治報告

INTRODUCTION

The Group is a reputable supplier of customised interconnect solutions with over 30 years of experience in the wire and cable industry. In recent years, the Group has expanded its business to server business. Its products are used by a number of established PRC and international customers in a variety of market sectors, including telecommunication, data centre, industrial equipment, medical equipment, automotive, digital cables and server. The Group is committed to maintaining high standards of business practices in relation to environmental protection, social responsibility and related governance. In order to uphold shareholders' confidence and understanding in the Group's efforts in achieving corporate sustainability, the Group annually releases ESG Report in a transparent and open manner for public review. All information in this ESG Report reflects the Group's related performance from 1 January 2024 to 31 December 2024 (the "Review Period").

Reporting Scope

This ESG Report covers environmental, social and governance performance (the "ESG performance") of the headquarters in Hong Kong (the "headquarters"), production facilities in Shanghai, Suzhou, Jiangxi and Huizhou, China (the "PRC production facilities"), and the production facilities in Japan and Mexico (the "Overseas production facilities"). After establishing a comprehensive data collection system and deepening environmental, social and governance ("ESG") work, the Group is able to disclose various environmental and social Key Performance Indicators ("KPIs") during the Review Period. Considering the differences in business nature and operations, the digital cable business unit adopts production volume in kilometre ("km") whereas the cable assembly business unit, server business unit and headquarters adopt the average number of employees for emission intensity calculation, KPIs presentation and the emission reduction target formulation. Except for the water consumption and electricity consumption which are presented in cubic metres and kWh respectively, other environmental KPIs and related intensity are presented in kilogram ("kg") in the Review Period. With the inclusion of ESG performance data from newly established overseas production facilities, and considering that the previous period data covered ESG performance for a nine-month period from 1 April 2023 to 31 December 2023 due to the change of financial year-end date from 31 March to 31 December, the ESG data is not directly comparable with the previous period.

Reporting Standards

The ESG Report is prepared in accordance with the "Environmental, Social and Governance Reporting Code" ("ESG Code") as set out in Appendix C2 of the Rules Governing the Listing of Securities on the Main Board of The Stock Exchange of Hong Kong Limited (the "Listing Rules") and provides a simplified overview on the ESG performance of the Group. The information in this ESG Report is derived from the Group's official documents and statistics, as well as the integration and summary of monitoring, management and operational information.

緒言

本集團是一家信譽卓著的定制電線互連方案供應商，在電線電纜行業擁有超過30年經驗。本集團近年已拓展其業務至伺服器業務。產品已使用在包括電訊、數據中心、工業設備、醫療設備、汽車配線、數字電線及伺服器在內的各種市場領域，均受不少商譽優良的中國及國際客戶所採用。本集團致力於環境保護、社會責任及相關管治方面維持高水準的業務常規。為加強股東對本集團在達成企業可持續發展所作努力的信心及了解，本集團每年以透明及公開的方式發佈《環境、社會及管治報告》，以供各界查閱。本環境、社會及管治報告中的所有資料均反映本集團於2024年1月1日至2024年12月31日（「回顧期間」）的相關績效。

報告範圍

本環境、社會及管治報告涵蓋香港總部（「總部」）、中國上海、蘇州、江西和惠州生產設施（「中國的生產設施」），以及日本及墨西哥生產設施（「海外生產設施」）的環境、社會及管治表現（「環境、社會及管治表現」）。於建立一個全面的資料收集系統，以及深化環境、社會及管治（「環境、社會及管治」）的工作後，本集團能夠於回顧期間披露其各種環境及社會關鍵績效指標（「關鍵績效指標」）。考慮到業務性質與營運的差異，數字電線業務分部採用以公里（「公里」）為單位的產量，而電線組件業務分部、伺服器業務分部及總部則採用平均僱員人數分別進行排放密度計算、關鍵績效指標表述及減排目標制定。於回顧期間內，除分別以立方米及千瓦時表述耗水量及耗電量外，其他環境關鍵績效指標及相關密度均以公斤（「公斤」）表述。在納入新成立海外生產設施的環境、社會及管治表現數據後，及經考慮財政年度結束日由3月31日變更至12月31日後，涵蓋2023年4月1日至2023年12月31日九個月期間的環境、社會及管治表現之過往期間數據，環境、社會及管治數據無法與過往期間直接比較。

報告準則

環境、社會及管治報告是依循香港聯合交易所有限公司主板證券上市規則（「上市規則」）附錄C2所載的《環境、社會及管治報告守則》（「環境、社會及管治守則」）而編製，並提供本集團的環境、社會及管治表現的簡明概覽。本環境、社會及管治報告中的資料來自本集團的正式文件和統計數據，以及根據監測、管理和營運資料整合匯報。

ENVIRONMENTAL, SOCIAL AND GOVERNANCE REPORT (CONT'D)

環境、社會及管治報告 (續)

ESG GOVERNANCE

The Group has established sustainability strategies and related policies with aims to create sustainable values to the stakeholders, thereby strengthening the Group's contribution to the environment and the community. The Board has ultimate responsibilities for ensuring the effectiveness of the Group's ESG strategies and policies. The Board is also responsible for regularly supervising and reviewing the implementation of sustainable development strategies, monitoring ESG related issue with the assistance of the ESG working team.

To effectively execute the Group's sustainability strategies, a dedicated ESG task force comprising senior management members has been established at the corporate level. This team is responsible for planning, promoting, and overseeing ESG-related initiatives, including defining sustainable development objectives and metrics, addressing climate change, and identifying opportunities for enhanced progress to ensure the Group's long-term Development. The ESG working team would at least annually report to the Board, assist in the assessment and identification of potential ESG risk and whether its internal control system is appropriate and effective.

On the operational level, a dedicated team composed of staff from relevant departments has been established at each production facility to manage the local ESG issues, enforce and implement the relevant ESG tactics and policies cascading from the corporate level.

During the Review Period, the Group has reviewed the progress of ESG-related goals and targets, as well as committed to monitoring the achievement progress in future by formulating corresponding measures in due course to enable realisation of the goals of sustainable development of the Group. With the forward-looking guidance and well-designed plans of action to address underlying ESG matters, the management and responsible teams keep reviewing and enhancing the Group's sustainability policies to satisfy the ever-changing expectation of the stakeholders. The Group is committed to achieving an excellent performance in ESG management while also maintains competitive advantages in the industry. Details of the Group's management approaches in both the environmental and social aspects are elaborated in different sections of this ESG Report. For the corporate governance, please kindly refer to the Corporate Governance Report of this annual report.

Stakeholder Engagement

The Stock Exchange has set forth four reporting principles for preparing the ESG Report: materiality, quantitative, balance and consistency. The Group believes that stakeholder engagement is crucial for identifying and analysing material ESG issues. Stakeholders refer to groups and individuals materially influenced or affected by the Group's business. The Group's internal key stakeholders include employees, management and Directors; whereas external key stakeholders include customers, suppliers, investors, banks, regulatory authorities and various types of community groups.

The Group has established a mechanism to maintain good communication with the key stakeholders by a variety of channels. Through stakeholder engagement, the Group can understand wide-ranging views from the perspective of stakeholders, be aware of the impact of the Group's business on the material environmental and social issues in order to formulate effective policies to sustain the Group's long-term development and growth.

環境、社會及管治之監督

本集團已制定可持續發展策略及相關政策，旨在為持份者創造可持續價值，從而增強本集團對環境及社區作出的貢獻。董事會負有確保本集團環境、社會及管治策略和政策有效性的最終責任。董事會亦負責定期監督及檢討可持續發展策略的執行，並在環境、社會及管治工作小組的協助下監察環境、社會及管治之相關議題。

為了有效執行本集團的可持續發展戰略，本集團在企業層面成立了一個由高級管理層成員組成的專門的環境、社會及管治工作團隊。該團隊負責規劃、推廣和監督與環境、社會及管治相關的倡議，包括制定可持續發展目標和指標、應對氣候變化，並識別機會以加強進展，以確保本集團的長遠發展。環境、社會及管治工作小組將至少每年向董事會報告，協助評估及識別潛在的環境、社會及管治風險以及其內部監控系統是否適當及有效。

在運作層面上，本集團於各生產設施均已成立由相關部門員工組成的專責團隊管理其環境、社會及管治議題，執行及實施企業層面傳達的相關環境、社會及管治策略及政策。

於回顧期間，本集團已檢討環境、社會及管治相關目標及指標的進展情況，並透過適時制定相應措施，致力監察未來的達成進度，以實現本集團可持續發展的目標。透過前瞻性指引及精心設計的行動計劃處理相關環境、社會及管治事宜，管理層及專責團隊持續檢討及提升本集團的可持續發展政策，以滿足持份者不斷變化的期望。本集團致力於在環境、社會及管治管理方面爭取卓越表現，同時保持在業內的競爭優勢。本環境、社會及管治報告不同章節已闡述了本集團在環境及社會方面的管理方針詳情。關於企業管治部分的內容，請參閱本年報內的企業管治報告。

持份者參與




聯交所已設定四項匯報原則作為編製環境、社會及管治報告的基礎：重要性、量化、平衡及一致性。本集團認為持份者參與識別及分析重大環境、社會及管治議題至關重要。持份者指對本集團業務產生重大影響或受本集團業務重大影響的團體及個人。本集團的內部主要的持份者包括僱員、管理層及董事，而外界主要的持份者則包括客戶、供應商、投資者、銀行、監管機構及各類社區團體。

本集團已建立透過多種渠道與主要持份者保持良好溝通的機制。透過持份者參與，本集團可從持份者的角度知悉眾多不同意見，並了解本集團業務對重大環境及社會議題的影響，以制定有效政策維持本集團的長遠發展及增長。

ENVIRONMENTAL, SOCIAL AND GOVERNANCE REPORT (CONT'D)




環境、社會及管治報告 (續)

Figure 1: Stakeholders and engagement channels
圖1：持份者及參與渠道

| Stakeholders 持份者 | Bank 銀行  | Community 社區  | Customers 客戶  |
|---------------------------------|--|--|--|
| Interests and concerns 利益及關注 | <ul style="list-style-type: none"> • Business growth 業務增長 • Corporate sustainability 企業可持續發展 • Legal compliance 符合法規 • Stable ownership structure 穩定的股權結構 • Timely information of financial performance 財務表現的及時資訊 | <ul style="list-style-type: none"> • Business ethics 商業道德 • Environmental protection 環境保護 • Legal compliance 符合法規 • Occupational safety and health 職業安全及健康 • Social investment 社會投資 | <ul style="list-style-type: none"> • Corporate governance 企業管治 • Cost competitiveness 成本競爭力 • Environmental protection 環境保護 • Information security 資訊安全 • Occupational safety and health 職業安全及健康 • Operational performance 營運表現 • Product safety and quality 產品安全及質量 • Protection of intellectual property 知識產權保護 • Supply chain management 供應鏈管理 |
| Engagement channels 參與渠道 | <ul style="list-style-type: none"> • Annual and interim reports 年度及中期報告 • Due diligence interview 盡職審查 • ESG Report 環境、社會及管治報告 • Non-periodic meetings 非定期會議 • On-site visits at the production facilities 生產設施實地視察 | <ul style="list-style-type: none"> • Collaboration with non-profit making organisations 與非牟利團體的合作 • Donation and sponsorship 捐贈及贊助 • ESG Report 環境、社會及管治報告 • Non-periodic meetings 非定期會議 | <ul style="list-style-type: none"> • Annual and interim reports 年度及中期報告 • Communications in daily operation 日常營運中的溝通 • Non-periodic client visits and audits 非定期客戶拜訪及審查 • Purchase Order Portal 採購訂單門戶 |

ENVIRONMENTAL, SOCIAL AND GOVERNANCE REPORT (CONT'D)

環境、社會及管治報告 (續)

| Stakeholders 持份者 | Employees 僱員  | Shareholders 股東  | Suppliers 供應商  |
|---------------------------------|--|---|---|
| Interests and concerns 利益及關注 | <ul style="list-style-type: none"> Career growth and personal development 職業成長及個人發展 Employee rights and diverse equality 僱員權利和多元化平等 Hazardous substances management 有害物品處理 Legal compliance 符合法規 Occupational health and safety 職業健康及安全 Remuneration and benefits 薪酬及福利 Work-life balance 工作與生活平衡 | <ul style="list-style-type: none"> Corporate governance and sustainability 企業管治及可持續性 Development strategy 發展策略 Legal compliance 符合法規 Operational performance 營運表現 Return on investment and dividends 投資回報及股息 | <ul style="list-style-type: none"> Corporate governance 企業管治 Financial position 財務狀況 Legal compliance 符合法規 Order volume, seasonality and profitability 訂單量、季節性及盈利能力 Payment terms 付款條件 Supply chain management 供應鏈管理 Information security 資訊安全 |
| Engagement channels 參與渠道 | <ul style="list-style-type: none"> Communication in daily operation 日常營運中的溝通 Human resources policies and practises 人力資源政策及措施 Performance appraisal 績效考評 Staff handbook 員工手冊 Town hall meetings 員工大會 Training and development programs 培訓和發展計劃 Weekly e-newsletter 每週電子通訊 Whistleblowing policy 舉報政策 | <ul style="list-style-type: none"> Announcements and circulars 公告及通函 Annual and interim reports 年度及中期報告 Annual General Meetings 年度股東大會 Corporate website 企業網站 Non-periodic investor conferences 非定期投資者會議 | <ul style="list-style-type: none"> Annual supplier assessment 供應商年度評估 Communications in daily operation 日常營運中的溝通 On-site visits at suppliers' offices and factories 供應商辦公室及工廠實地視察 Supplier Portal 供應商門戶 Trade fairs and forums 行業展覽及論壇 |

Materiality Analysis

The Group values stakeholders' opinions and always undertakes stakeholder engagement activities to understand the materiality of various ESG aspects. Topics of the greatest interest will be illustrated to the stakeholders. The Group also commissions a professional consultancy firm to conduct the materiality analysis by conducting online survey in accordance with the identified material ESG aspect in financial year 2022/2023. With expert advice, the Group is able to identify the material ESG aspects which are used to formulate the sustainability roadmap. The Group is committed to addressing the material ESG issues raised by stakeholders to enhance the Group's operational efficiency and practices accordingly.

The Group has integrated a series of material issues from global standards and initiatives, business conditions and media reports in which 19 material issues were selected, prioritised and positioned according to the influence on stakeholders and the business in the Review Period.

重要性分析

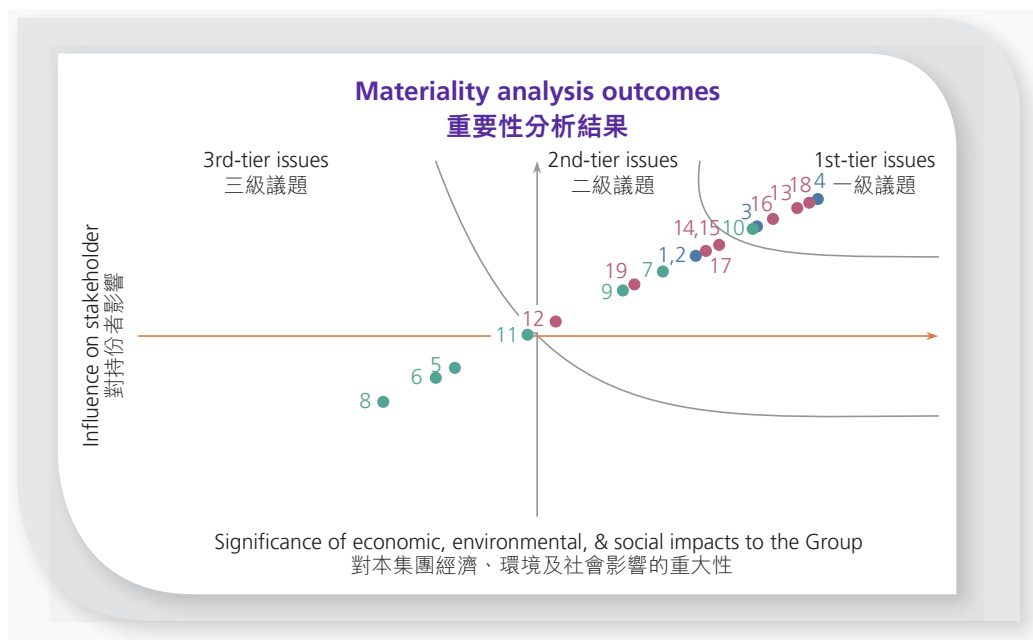
本集團重視持份者的意見，經常推行持份者參與的活動，以了解環境、社會及管治各方面的重要性，並向持份者闡明具重大利益關係的議題。本集團亦於2022/2023財政年度委託專業顧問公司根據已識別的重大環境、社會及管治議題，以線上調查方式進行重要性分析。根據專家意見，本集團可識別重大的環境、社會及管治議題，藉此用於制定可持續發展的路線圖。本集團致力於解決持份者提出的重大環境、社會及管治議題，並據此改進本集團的營運效率及常規。

本集團已根據全球標準及倡議、業務情況及媒體報導綜合多項重要性議題，選出其中19項為回顧期間的重要性議題，並選出其對持份者及業務的影響進行重要性排序及定位。

ENVIRONMENTAL, SOCIAL AND GOVERNANCE REPORT (CONT'D)

環境、社會及管治報告 (續)

Figure 2: Materiality analysis outcomes
圖2：重要性分析結果



| Categories 類別 | Governance and economy 管治及經濟 | Environment 環境 | Society 社會 |
|---------------------------------------|--|--|---|
| Interests and concerns 利益及關注 | <ol style="list-style-type: none"> 1. Business model and innovation 業務模式及創新 2. Corporate governance and compliance 企業管治及合規 3. Ethical business practices 營商操守 4. Product safety and quality management 產品安全及質量管理 | <ol style="list-style-type: none"> 5. Circular economy 循環經濟 6. Climate stewardship 氣候管理 7. Effective use of natural and renewable resources 有效利用自然資源和可再生資源 8. Energy management 能源管理 9. Product stewardship 產品監管 10. Waste and hazardous material management 廢棄物及有害物料管理 11. Water and sewage management 用水及污水管理 | <ol style="list-style-type: none"> 12. Community development and corporate citizenship 社區發展及企業公民責任 13. Data security and confidentiality 數據安全及保密 14. Employee equality and diversity 僱員平等和多元化 15. Human capital 人力資本 16. Human rights 人權 17. Labour practices 勞工常規 18. Occupational health and safety 職業健康及安全 19. Responsible sourcing and supply chain management 責任採購及供應鏈管理 |

ENVIRONMENTAL, SOCIAL AND GOVERNANCE REPORT (CONT'D)
環境、社會及管治報告 (續)

According to the results of the materiality matrix, the Group has identified six most important material issues which are the main concerns for its stakeholders:

- Product safety and quality management
- Occupational health and safety
- Data security and confidentiality
- Human rights
- Waste and hazardous material management
- Ethical business practices

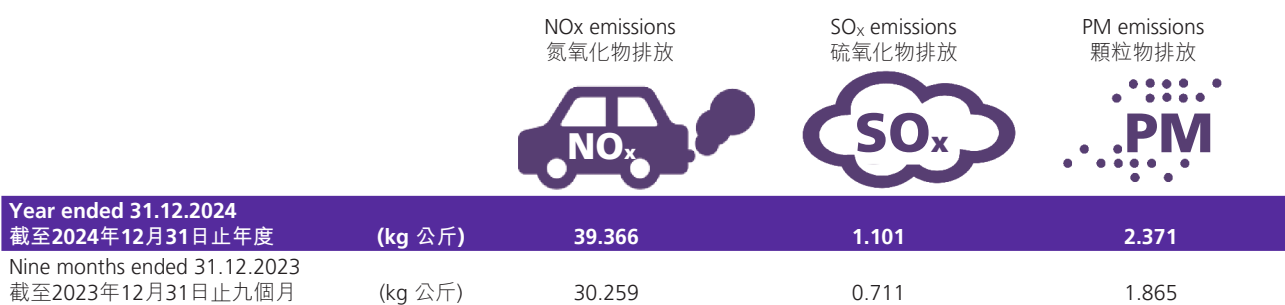
The Group will continue to manage these critical issues by adopting policies and guidelines to further enhance the Group's ESG performance. Under the current dynamic business environment, the Group has to respond to the market very rapidly for sustaining the competitiveness and therefore stakeholders' opinions are increasingly important. The Group will maintain close communication with stakeholders continuously, collect opinions from stakeholders through different channels more extensively and make materiality analysis more substantive and comprehensive. At the same time, the Group will enhance the reporting principles of materiality, quantitative, balance and consistency to determine contents of the ESG Report and presentation of the information that are more in line with the stakeholders' expectation.

ENVIRONMENTAL PROTECTION

Emissions
Emissions from daily operational activities

The Group's daily operation generates the emissions of nitrogen oxides ("NOx"), sulphur oxides ("SOx"), and particulate matter ("PM"). Also, the use of electricity and the business air travel by employees generate greenhouse gas ("GHG"). The approximate amount of NOx, SOx and PM produced from the operation are shown in the table below:

Figure 3: Emissions from daily operational activities
圖3：日常營運活動產生的排放物



根據重要性矩陣的結果，本集團識別出六個最重要的重要性議題，均為其持份者主要關注的問題：

- 產品安全及質量管理
- 職業健康及安全
- 數據安全及保密
- 人權
- 廢棄物及有害物料管理
- 營商操守

本集團將不斷採取各項政策及指引管理該等主要問題，以進一步提高本集團的環境、社會及管治表現。在當前瞬息萬變的營商環境下，本集團必須非常迅速地應對市場以維持其競爭力，故持份者的意見越來越重要。本集團將與持份者持續緊密溝通，並透過不同渠道更廣泛地收集持份者的意見，令重要性分析更為實質及全面。同時，本集團將會加強重要性、量化、平衡及一致性的匯報原則，以更符合持份者期望的方式制定環境、社會及管治報告的內容及資訊的呈列。

環境保護

排放物
日常營運活動產生的排放物

本集團的日常營運產生氮氧化物（「氮氧化物」）、硫氧化物（「硫氧化物」）及顆粒物（「顆粒物」）排放。此外，使用電力及僱員乘坐飛機公幹亦會產生溫室氣體（「溫室氣體」）。下表所示為本集團由營運產生的氮氧化物、硫氧化物及顆粒物概約量：

ENVIRONMENTAL, SOCIAL AND GOVERNANCE REPORT (CONT'D)

環境、社會及管治報告 (續)

In respect of reducing the NO_x, SO_x and PM emissions, the Group is committed to ensuring the efficient usage of private cars by implementing the following environmental friendly measures: (i) encourage the use of public transport; (ii) optimise the vehicle usage by carpooling with different employees; (iii) avoid peak hour traffic; and (iv) encourage the use of bicycle. To ensure the emission from private cars in reasonable level, the Group regularly reviews their conditions and makes necessary arrangements to avoid excessive emission. Meanwhile, Linkz Suzhou and Linkz Shanghai have already replaced all diesel-powered forklifts with electric ones to reduce emissions in long term.

The Group has set the intensity of air emission reduction target on 2% by 2025 compared with 2021 base year for digital cable business unit, cable assembly business unit and headquarters.

Regarding the target setting for the server business unit, as the business unit is still in the early stage of development and is in the progress of expansion during the reporting period, the Group is working on analysing data and establishing of quantitative environmental targets to promote its sustainable development. It is anticipated that the completion of target formulation process will be postponed to the next year.

During the Review Period, the Group was not aware of any material non-compliance with the environmental laws and regulations in respect of emissions in the course of operation and vehicle usage.

Greenhouse Gas ("GHG") Emissions

During the course of operation, there are GHG emissions principally resulting from the combustion of fuels in stationary sources (e.g. electric generators), combustion of fuels in mobile source (e.g. private cars, light goods vehicle and forklift), electricity consumed in the PRC and Overseas production facilities and aircraft navigation. The major of GHG emissions of the Group comes from energy consumption. The Group manages to minimise energy consumption by adopting policies and procedures on energy saving mentioned in the section "Use of Resources".

Scope 1 – Direct emissions

Due to the usage of private cars, light goods vehicle, forklift and electric generators, a certain amount of GHG is emitted.

The Group strictly controls the emissions of GHG through the establishment of a comprehensive data collection system and green approach guideline. This system and guideline facilitate the Group to monitor the monthly usage of all vehicles and maintain the efficiency at a prominent level.

Scope 2 – Energy indirect emissions

Apart from the direct emissions, the Group has also incurred indirect GHG emissions (Scope 2), mainly generated from electricity used in the PRC and Overseas production facilities.

Scope 3 – Other indirect emissions

Other indirect GHG emissions of the Group are principally generated from aircraft navigation during employees' business trip. The Group is in the progress of gathering data and will expand the disclose by including the emissions from purchased goods, upstream and downstream transportation etc. in the coming future.

就減少氮氧化物、硫氧化物及顆粒物排放，本集團致力於確保有效使用私家車，並實施以下環保措施：(i)鼓勵使用公共交通工具；(ii)安排不同僱員拼車以善用車輛；(iii)避免於交通高峰時段用車；及(iv)鼓勵使用自行車。為確保私家車排放量維持於合理水平，本集團定期檢討私家車狀況，並作出必要安排避免超標排放。與此同時，華迅蘇州及領迅上海已將所有柴油叉車替換成電動叉車，以長遠減少排放量。

就數字電線業務分部、電線組件業務分部及總部而言，本集團已將其2025年或之前的空氣排放減排密度目標設定為較2021年基準年下降2%。

至於設定服務器業務分部的目標，由於該業務分部在報告期內仍處於早期發展階段，並正逐步擴張，本集團正著手分析數據並制定其量化的環境目標，以促進其可持續發展，預計目標制定過程將延後至明年完成。

於回顧期間，本集團在營運過程中及使用車輛方面，並無發現任何重大違反有關排放物的環境法律法規的情況。

溫室氣體 (「溫室氣體」) 排放

於營運過程中的溫室氣體排放主要為靜態污染源 (如發電機) 的燃料燃燒、動態污染源 (如私家車、輕型貨車及叉車) 的燃料燃燒、中國及海外的生產設施的耗電及航空旅程。本集團的主要溫室氣體排放來自能源消耗。本集團透過採用「資源使用」一節所述的節能政策及程序盡量減低能源消耗。

範圍1 – 直接排放

由於使用私家車、輕型貨車、叉車及發電機所產生若干溫室氣體排放。

本集團透過設立綜合數據收集系統及環保措施指引，嚴格監控溫室氣體排放。該系統及指引可幫助本集團監控每月所有汽車的使用情況，並維持優良水平的效率。

範圍2 – 能源間接排放

除了直接排放外，本集團亦產生間接溫室氣體排放量 (範圍2)，主要源於中國及海外的生產設施所使用的電力。

範圍3 – 其他間接排放

本集團的其他間接溫室氣體排放主要源於僱員公幹時的航空旅程。本集團正在收集數據，並將在日後擴大披露範圍，將已購商品、上下游運輸等產生的排放也包括在內。

ENVIRONMENTAL, SOCIAL AND GOVERNANCE REPORT (CONT'D)

環境、社會及管治報告 (續)

Figure 4: Summary of GHG emissions
圖4：溫室氣體排放概要

| | SCOPE 1 Direct emissions 範圍1 直接排放 | SCOPE 2 Energy indirect emissions 範圍2 能源間接排放 | SCOPE 3 Other indirect emissions 範圍3 其他間接排放 | Total 總計 | Intensity per km of cable products for digital cable business unit 數字電線業 務分部電線 產品生產 每公里的密 度 | Intensity per employee for cable assembly business unit and headquarters 電線組件業 務分部及總 部每名僱員 的密度 | Intensity per employee for server business unit 服務器業務 分部每名僱 員的密度 |
|--|--|--|---|-------------|--|--|--|
| Year ended 31.12.2024 截至2024年12月31日 止年度 | (kg 公斤) 191,729 | 45,480,951 | 223,088 | 45,895,768 | 28.08 | 3,147.34 | 17,282.19 |
| Nine months ended 31.12.2023 截至2023年12月31日 止九個月 | (kg 公斤) 122,265 | 28,673,747 | 124,450 | 28,920,462 | 23.89 | 2,032.03 | 22,020.91 |

The GHG emissions has generally increase mainly attributed by the expansion of business during the reporting period and increase in usage of electricity as a result of expansion of production capacity and R&D capabilities.

The Group has set the following reduction targets for digital cable business unit, cable assembly business unit and headquarters:

- Maintain the intensity of Scope 1, 2 GHG emissions by 2025 as compared to 2021 base year.
- Maintain the intensity of Scope 3 GHG emissions by 2025 as compared to 2019 base year.

Noise Pollution

The Group engaged licensed third party to perform regular inspection at the noise level to check whether the Group has complied with Measurement of Physical Agents in Workplace Part 8: Noise (GBZ/T 189.8-2007). Various checking points have been set at different parts in the production facilities. No material non-compliance has been found.

Even though the production facilities recorded no significant impact on noise pollution to the surrounding community, the Group always commits to maintaining communication with the community nearby about the potential noise issue. The Group provides appropriate protective gears (such as earplug and etc.) to the workers in order to protect their hearing.

溫室氣體排放整體有所上升，乃主要由於報告期內業務擴展，以及因拓展產能及研發能力導致用電增加所致。

本集團已就數字電線業務分部、電線組件業務分部及總部制定下列減排目標：

- 於2025年或之前保持與2021年基準年相若的範圍1、2的溫室氣體排放密度。
- 於2025年或之前保持與2019年基準年相若的範圍3的溫室氣體排放密度。

噪音污染

本集團委聘持牌的第三方對噪音水平進行定期檢測，以檢查本集團是否遵守《工作場所物理因素測量第8部分：噪聲》(GBZ/T189.8-2007)。本集團的生產設施內設立多個檢測點，並無發現任何重大違規事宜。

即使生產設施並未對鄰近社區造成重大噪音污染影響，本集團也一直努力就有可能的噪音問題與附近社區保持溝通。本集團向工人提供合適的防護裝備（例如耳塞等），以保護工人的聽力。

Hazardous Waste and Non-Hazardous Waste Produced

The Group’s rule for waste control is aimed at minimising generation of waste for disposal as far as reasonably practicable and managing waste disposal properly to prevent environmental pollution and effective use of resource. Compared to the Previous Period, the intensity of both hazardous and non-hazardous waste produced by cable assembly business unit and headquarters has increased attributed by the increase in production volume. Meanwhile the intensity of waste produced by other business units has decreased or remained stable.

The Group’s production processes involved the following hazardous waste produced:

Figure 5: Hazardous waste
圖5：有害廢棄物

| | Mineral oil contaminated waste rags 礦物油污染廢棄布料 | Organic solvents contaminated waste rags and used containers for chemical materials 有機溶劑污染廢棄布料及已使用化學材料容器 | Wire-drawing lubricants 拉絲潤滑劑 | Waste batteries 廢棄電池 | Total 總計 | Intensity per km of cable products for digital cable business unit 數字電線業務分部電線產品生產每公里的密度 | Intensity per employee for cable assembly business unit and headquarters 電線組件業務分部及總部每名雇員的密度 | Intensity per employee for server business unit 服務器業務分部每名雇員的密度 |
|---|--|---|----------------------------------|-------------------------|-------------|--|--|---|
| Year ended 31.12.2024 截至2024年12月31日止年度 | (kg 公斤) 966 | 23,711 | 5,554 | 15 | 30,246 | 0.01 | 2.70 | 12.63 |
| Nine months ended 31.12.2023 截至2023年12月31日止九個月 | (kg 公斤) 229 | 15,669 | 559 | 5 | 16,462 | 0.01 | 1.08 | 24.43 |

In alignment with the national policy, the local governments will further strengthen the environmental protection regulations and policies. As a result, more and more materials will be classified as hazardous waste in future. The Group will continue the dedication to proper management of the hazardous waste. Specific area is assigned for the temporary storage of hazardous waste for safety purpose. Licensed third party is engaged for the collection of hazardous waste for proper handling.

Apart from that, the Group has also produced non-hazardous waste during the course of production as follows:

所產生的有害廢棄物及無害廢棄物


本集團的廢棄物管控規則旨在盡可能在合理可行的範圍內盡量減少廢棄物的產生，並妥善管理廢棄物的處置，以防止污染環境並有效使用資源。與過往期間相比，電線組件業務分部及總部所產生的有害及無害廢棄物密度因產量增加而有所增加，而其他業務分部所產生的廢棄物密度則減少或維持平穩。

本集團的生產過程涉及以下所產生的有害廢棄物：

為配合國策，中國各地政府將進一步加強環保法規及政策。因此，日後將會有更多物料被分類為有害廢棄物。本集團將繼續致力於適當管理有害廢棄物。為確保安全，已在指定區域劃作臨時存儲有害廢棄物，以及由持牌的第三方負責收集有害廢棄物以進行適當處理。

除此之外，本集團於生產過程中亦會產生無害廢棄物，詳情如下：

Figure 6: Non-hazardous waste
圖6：無害廢棄物



In addition to reducing the hazardous waste, the Group also strives to eliminate the non-hazardous waste, such as the usage of papers, printing toners as well as paper towels. With the effort contributed by every employee in the Group, it is believed the level of non-hazardous waste discharged will decrease in the long run.

The Group will continue the effort to maintain the target intensity on hazardous waste and non-hazardous waste generated by 2025 compared with 2022 and 2021 respectively for digital cable business unit, cable assembly business unit and headquarters by adopting the following measures:

- Strengthen recycle process by engaging suppliers and customers to collect the used containers and reuse properly;
- Continuously improve production process in order to decrease the generation of both hazardous waste and non-hazardous waste;
- Increase investment in research and development, promote technological innovation and strengthen process training in order to reduce scrap; and
- Promote paperless office.

Use of Resources

The Group has established guideline for energy management to give its employees a general direction on the efficient use of resources. The Group adheres to the concept of energy conservation and emissions reduction for green production. The major resources consumed by the Group are principally attributed to electricity and water used in the PRC and Overseas production facilities. The Group commits to achieving low-carbon practices and emissions reduction throughout the production and operations, and striving to save the resources. Compared to the Previous Period, the intensity of water consumption produced by cable assembly business unit and headquarters has increased attributed by the expansion of production capacity and R&D capabilities. The intensity of water consumption produced by other business units has decreased or remained stable. The Group will closely monitor the use of resources with a view to ensuring full utilisation of resources and preventing wastage.

除減少有害廢棄物外，本集團亦致力於減少無害廢棄物，如紙張、印刷墨粉及紙巾的使用。在本集團一眾僱員齊心協力下，無害廢棄物的排放量將有望長遠減少。

就數字電線業務分部、電線組件業務分部及總部而言，本集團將採取以下措施繼續努力於2025年或之前保持與2022年的有害廢棄物及2021年的無害廢棄物相若的目標密度：

- 透過與供應商和客戶合作，收集使用過的容器並妥善重用，加強循環再用流程；
- 不斷改進生產程序，減少產生有害廢棄物及無害廢棄物；
- 加大研發投入，推進技術創新及加強程序培訓，以減少廢料；及
- 推行無紙化辦公室。

資源使用

本集團已制定能源管理指引，全面指導僱員高效地使用資源。本集團秉持節能減排的理念，實踐綠色生產。本集團主要耗用的資源為中國及海外的生產設施所用的電力和水。本集團致力在生產和經營中實踐低碳工序和減排，並致力節省資源。與過往期間相比，電線組件業務分部及總部所產生的耗水量密度因拓展產能及研發能力而有所增加。其他業務分部所產生的耗水量密度則減少或維持平穩。本集團將密切監察資源使用，旨在確保充分運用資源並避免浪費。

ENVIRONMENTAL, SOCIAL AND GOVERNANCE REPORT (CONT'D)

環境、社會及管治報告 (續)

The total water consumption in cubic metres by region during the Review Period is shown in the table below:

於回顧期間，按地區劃分的總耗水量 (立方米) 載於下表：

Figure 7: Water consumption by region

圖7：按地區劃分的耗水量

| | | PRC 中國 | Hong Kong 香港 | Mexico 墨西哥 | Japan 日本 | Total 總計 | Intensity per km of cable products for digital cable business unit 數字電線業務分部 電線產品生產每 公里的密度 | Intensity per employee for cable assembly business unit and headquarters 電線組件業務分部 及總部每名僱員的 密度 | Intensity per employee for server business unit 伺服器業務分部 每名僱員的密度 |
|--|-----------------------|-----------|-----------------|---------------|-------------|-------------|---|--|--|
| Year ended 31.12.2024 截至2024年12月31日 止年度 | (cubic metres 立方米) | 580,822 | 68 | 375 | 598 | 581,863 | 0.11 | 101.83 | 86.83 |
| Nine months ended 31.12.2023 截至2023年12月31日 止九個月 | (cubic metres 立方米) | 315,011 | 41 | – | – | 315,052 | 0.12 | 51.12 | 138.41 |

The Group fully recognised the importance of water resources and maximise the use of recycled water in the production process. Rainwater collection system equipped with filtration system was installed in Linkz Suzhou to process rainwater for irrigation and vehicle cleaning etc. so as to reduce water usage. For the year ended 31 December 2024, a total of 60.6 tons of rainwater has been collected and used. In additions, by using the advance cleaning process of water recycling system, the overall consumption of water used in cleaning process and discharge of waste water has been reduced. The Group will keep using the current monitoring mechanism to ensure sustainable water consumption and promote reduction of usage by adopting the following initiatives:

本集團深明水資源的重要性，並於生產過程中將循環再用水的使用最大化。華迅蘇州已安裝配備過濾系統的雨水收集系統，透過雨水用作灌溉及清洗汽車等減少用水。截至2024年12月31日止年度，本集團已收集及重用合共60.6噸雨水。此外，透過使用水循環系統的先進清潔過程，於清潔過程的整體耗水量及污水排放亦已減少。本集團將繼續採用現行的監察機制，以確保用水的可持續性，並採取下列措施促進減少使用量：

- Water recycling system to reuse the cooling water;
- Arouse employees' awareness of water conservation;
- Install small diameter faucets and sensor faucets; and
- Conduct daily inspection of major infrastructure, promptly takes corrective and preventive measures when leaking problems are found.
- 水循環再用系統重複使用冷却水；
- 提高員工的節約用水意識；
- 安裝小口徑水龍頭及感應式水龍頭；及
- 對主要基礎設施進行日常檢查，發現洩漏問題後及時採取糾正和預防措施。

The Group has initiated a target of 4% reduction on water consumption intensity by 2025, using 2021 as a baseline for digital cable business unit, cable assembly business unit and headquarters.

就數字電線業務分部、電線組件業務分部及總部而言，本集團以2021年為基準，設定於2025年或之前將耗水密度降低4%的目標。

ENVIRONMENTAL, SOCIAL AND GOVERNANCE REPORT (CONT'D)





環境、社會及管治報告 (續)

To identify energy saving opportunities, the Group measures and records the energy consumption level regularly. The total energy consumption by type is shown in the table below:

為識別節能契機，本集團定期計量及記錄能源消耗水平。按類型劃分的總能源消耗載於下表：

Figure 8: Direct and/or indirect energy consumption by type

圖8：按類型劃分的直接及／或間接能源消耗

| | | Non-renewable fuel 不可再生燃料 | Renewable energy 可再生能源 | Purchase of energy 購買能源 | Total 總計 | Intensity per km of cable products for digital cable business unit 數字電線業務分 部電線產品生產 每公里的密度 | Intensity per employee for cable assembly business unit and headquarters 電線組件業務分 部及總部每名僱 員的密度 | Intensity per employee for server business unit 服務器業務分部 每名僱員的密度 |
|--|--------------|---|---|---|---|---|--|--|
| | |  |  |  |  | | | |
| Year ended 31.12.2024 截至2024年12月31日 止年度 | (kWh 千瓦時) | 1,211,499 | 4,289,514 | 59,038,625 | 64,539,638 | 41.34 | 4,286.03 | 22,281.64 |
| Nine months ended 31.12.2023 截至2023年12月31日 止九個月 | (kWh 千瓦時) | 828,215 | 3,529,817 | 36,816,381 | 41,174,413 | 35.51 | 2,856.72 | 28,264.50 |

Compared to the Previous Period, the intensity of energy consumption produced by cable assembly business unit and headquarters has increased attributed by the expansion of production capacity and R&D capabilities. The intensity of electricity consumption produced by other business units has slightly increased or remained stable.

與過往期間相比，電線組件業務分部及總部所產生的能源消耗密度因拓展產能及研發能力而有所增加，其他業務分部所產生的耗電量密度則輕微上升或維持平穩。

The Group targets to maintain the intensity of energy consumption by 2025 as compared to 2021 for digital cable business unit, cable assembly business unit and headquarters.

就數字電線業務分部、電線組件業務分部及總部而言，本集團設定於2025年或之前保持與2021年相若的能源消耗密度為目標。

The Group determines to maximise energy conservation throughout the production by promoting efficient use of energy and adopting green technologies. During the Reviewing Period, the Group has introduced the following measures relating to enhancing energy efficiency:

本集團致力透過推廣有效使用能源及採納綠色科技使生產過程更有效節約能源。在回顧期內，本集團推出了以下提升能源效率的措施：

- In FY2024, Time Huizhou has upgraded its air conditioning systems by introducing two 75kwh frequency conversion air compressors. It is expected that approximately 780,000 kWh of electricity in total would be reduced per year;
- 2000KVA power transformers were replaced with 1250KVA power transformers and targeted to reduce power consumption by approximately 3.7 million kwh per year through this upgrade;
- Continuously extend procurement of renewable energy. In FY2024, Time Huizhou has procured 2,500 Green Electricity Certificates (GEC), corresponding to 2.5 million kWh of on-grid wind and solar electricity, which is equivalent to a reduction of 1,906 tons of CO2 emissions; and
- Linkz Shanghai has upgraded power supply control circuit of machinery cooling fans and supplying power based on demand in order to minimise energy consumption.
- 在2024財政年度，惠州匯聚透過引入兩台75千瓦時變頻空氣壓縮機升級其空調系統。預計每年將減少約78萬千瓦時的用電量；
- 將2000千伏安電力變壓器更換為1250千伏安電力變壓器，預期透過此升級每年可節約用電量約370萬千瓦時；
- 持續增加採購可再生能源。於2024財政年度，惠州匯聚購入2,500張中國綠色能源憑證(GEC)，對應250萬千瓦時的上網風電及太陽能電量，相當於減少1,906噸二氧化碳排放量；及
- 領迅上海升級其機器冷卻風扇的供電控制電路，根據需求供電，以盡量減少能源消耗。

ENVIRONMENTAL, SOCIAL AND GOVERNANCE REPORT (CONT'D)

環境、社會及管治報告 (續)





The Group will continue implemented the following measures:

- Upgrade machinery and equipment such as purchasing electrical appliances with high energy efficiency label and using LED lighting in order to accelerate energy efficiency;
- Switch off equipment after office hours or when leaving the workplace except for production needs;
- Promote energy efficiency and raise employees' awareness of environmental protection;
- Promote Total Productive Maintenance to reduce production scrap and energy consumption per unit product;
- Linkz Suzhou is equipped with water recycling system and solar photovoltaic system. Sky windows, High Volume Low Speed energy saving ceiling fans are also installed to maximise energy efficiency; and
- Energy saving non-polluting water curtain is installed in Linkz Suzhou and Linkz Shanghai to increase the air humidity as well as purify the dust and particles carried by the outside air.

The Group has also used various packaging materials for the operation. During the Review Period, the Group recorded the following packaging materials usage:

Figure 9: Packaging materials usage

圖9：包裝材料用量

| | | Paper cartons 紙箱 | Plastic bags 塑料袋 | Cable reels 線軸 | Total 總計 |
|------------------------------|---------|---|---|---|---|
| | |  |  |  |  |
| Year ended 31.12.2024 | | | | | |
| 截至2024年12月31日止年度 | (kg 公斤) | 2,343,343 | 392,912 | 1,637,203 | 4,373,458 |
| Nine months ended 31.12.2023 | | | | | |
| 截至2023年12月31日止九個月 | (kg 公斤) | 1,469,216 | 165,796 | 1,105,939 | 2,740,951 |

The Group is dedicated to minimising the usage of packaging materials. It is the Group's practice to implement production planning in a timely basis to assess the approximate amount of packaging materials needed before mass production.

The Environment and Natural Resources

To develop a green approach, minimise environmental impact and natural resources consumption, some of the production facilities have adopted a heat recovery system to recover the residual heat from the air compressor to heat up the water supply in dormitory. Besides, the Group has also developed and implemented a management software to move forward to paperless operation in the production line. Video and phone conferences are encouraged to minimise carbon footprint created by business-related travel.

本集團將繼續執行以下措施：

- 升級機械及設備，如購買具有高能源效益標籤的電器及使用LED照明，以提高能源效益；
- 除生產需要外，於下班後或離開工作場所時關掉設備；
- 提高能源效益及提升僱員的環保意識；
- 促進全面生產維護，以減少生產廢料及每單位產品的能源消耗量；
- 華迅蘇州已配備水循環系統及太陽能光伏系統，亦已安裝天窗、慢轉速大風量的節能吊扇，以提高能源效益；及
- 華迅蘇州及領迅上海已安裝節能的無污染水簾，以增加空氣濕度及淨化由外部空氣帶來的灰塵及粒子。

本集團亦於營運過程中使用各種包裝材料。於回顧期間，本集團記錄以下包裝材料用量：

本集團致力於盡量降低包裝材料用量。本集團的慣例是適時實施生產計劃，並於大量生產之前評估所需包裝材料的概算數量。

環境和自然資源

為建構綠色作業、降低對環境的影響及自然資源消耗，部分生產設施已採納熱回收系統，以回收空氣壓縮機的剩餘熱量，為宿舍供水加熱。此外，本集團亦已開發及安裝管理軟件，推動生產線無紙化營運，並鼓勵利用視像及電話會議，以降低業務相關差旅產生的碳足跡。

ENVIRONMENTAL, SOCIAL AND GOVERNANCE REPORT (CONT'D)

環境、社會及管治報告 (續)

As a socially responsible enterprise, protecting the environment has become an integral part of the Group's corporate culture and important value. The Group constantly looks for ways to maximise benefits with minimal resource consumption and environmental impact, and continue to strive for sustainable development.

The PRC production facilities have successfully accredited the ISO14064 Greenhouse Gas verification which fully reflects the Group's unremitting efforts in strengthening environmental protection.

The Group has set up an environmental system management task force as part of the effort to develop an environmental management system that supports sustainable development, and has obtained the certification of ISO14001 Environmental Management Systems.

Climate Change

Climate change is one of the most critical and complicated challenges faced globally in the new century. Global warming leads to more frequent extreme weather conditions including changes in precipitation mode, droughts, floods and bushfires. Rise in sea level may inundate coastal areas. Faced with all sorts of natural disaster, individuals, corporations and governments must take immediate actions to tackle climate change.

In response to the climate change related risks and opportunities that brings to the operation of the Group, the Board at least annually holds meeting to oversee climate-related strategies, policies, actions and disclosure, and develops the related measures responding to the identified risks, in order to mitigate the negative impact. The measures will be reviewed regularly to assess their effectiveness.

Over-emission of greenhouse gases is the main factor in causing global climate change. To achieve a low carbon economy, the Group is committed to reducing the greenhouse gas emissions through the approaches of mitigation and adaptation. For example, the Group has strived to mitigate the risks brought by climate change through the adoption of various environmental policies and measures; and promoting energy saving practices. The Group has also considered potential physical risks of climate change to the daily operations such as storms, fires or heatwaves and implemented the relevant protection measures to minimise the risks.

The Group has identified the following significant climate-related issues which have impacted and/or may impact on the operations:

作為一家肩負社會責任的企業，保護環境已成為本集團的企業文化及重要價值不可或缺的一部分。為達致最大的效益，本集團不斷尋求降低資源消耗和環境影響的方法，並不斷努力實現可持續發展。

中國的生產設施已成功獲得ISO14064溫室氣體認證，充分體現本集團在加強環保方面作出的不懈努力。

本集團亦為貫徹可持續發展，致力於發展環境管理體系，因而成立環境體系管理小組，並取得ISO14001環境管理體系專業認證。

氣候變化

氣候變化是新世紀全球所面臨最嚴峻和複雜的挑戰之一。全球暖化導致出現更頻繁的極端天氣狀況，包括降雨模式變化、乾旱、水災和叢林大火。水位上升將可能淹沒沿海地區。面對各種自然災害，個人、企業和政府必須立即採取行動應對氣候變化。

為應對氣候變化給本集團運營帶來的相關風險與機遇，董事會至少每年舉行一次會議，監督與氣候相關的策略、政策、行動及披露，並制定相關措施應對已識別的風險，以降低負面影響。該等措施將會被定期審查，以評估其是否有效執行。

溫室氣體的過度排放是造成全球氣候變化的主要因素。為實現低碳經濟，本集團致力於透過緩和及適應方針減少溫室氣體排放。舉例而言，本集團透過採取各種環境政策和措施，致力減輕氣候變化所帶來的風險；並推廣節能作業。本集團亦已考慮氣候變化對其日常營運帶來實際的潛在風險，如風暴、火災或熱浪，並實施相關保護措施將風險降至最低。

本集團已識別下列對其營運已經造成影響及／或可能造成影響的重大氣候相關議題：

ENVIRONMENTAL, SOCIAL AND GOVERNANCE REPORT (CONT'D)




環境、社會及管治報告 (續)

Figure 10: Significant climate related issues
圖10：重大氣候相關議題

| Physical Risk 實體風險 | Acute risk: Extreme weather such as typhoon, torrential rain and sandstorm 急性風險： 颱風、暴雨、沙塵暴等極端天氣 | Chronic risk: Continuous high temperature, drought, etc. 慢性風險： 持續高溫、乾旱等 |
|-----------------------|--|---|
| Risk 風險 | <ul style="list-style-type: none"> • Interruption of public transportation systems will affect staff commuting. 公共交通系統中斷將對員工通勤造成影響。 • Under the extreme weather conditions, the supply chain will be affected due to transportation interruption and damage to power grids and communication infrastructure. Production delay will occur due to suspension of operations. 在極端天氣情況下，供應鏈將會因運輸中斷以及電網及通訊基礎設施損壞而受到影響。生產亦將由於停工而出現延誤。 • Weather-related events such as storms, floods, fires or landslides that cause damage to production plants, equipment and inventories. 與天氣相關的事件，如風暴、洪水、火災或土石流，會對生產廠房、設備及庫存造成損害。 | <ul style="list-style-type: none"> • High temperature will badly affect the working environment and production efficiency; and cause possible health issues such as heat stroke. 高溫將會嚴重影響工作環境，導致生產效率下降，亦可能導致中暑等健康問題。 • High temperature will lower the lifespan of production materials; and equipment, and eventually increase the operating cost. 高溫將會縮短生產材料及設備的壽命，最終導致營運成本增加。 • Power and water shortage may interrupt operation. 水電短缺可能導致營運中斷。 |
| Response 回應 | <ul style="list-style-type: none"> • Adopt flexible working arrangements in case of adverse weather conditions if necessary. 在惡劣天氣情況下，必要時採取靈活的工作安排。 • Communicate with customers and suppliers in real time to ensure the timeliness of material and product delivery. 與客戶及供應商進行實時溝通，確保物料及產品及時交付。 • Formulate emergency response plans and continuously improve emergency response mechanisms for natural disasters. 制定應急預案，不斷完善自然災害應急應對機制。 • Upgrade drainage system in the production facilities, install water baffles at building, and reserve emergency supplies such as fine sand and sandbags. 升級生產設施的排污系統，在大樓安裝擋水板、儲備細沙及沙袋等應急物資。 | <ul style="list-style-type: none"> • Apply more energy efficient cooling equipment and measures. 採用更節能的降溫設備及措施。 • Provide periodic health check to labour. 為勞工提供定期健康檢查。 • Upgrade equipment that can operate under high temperature. 提升可以在高溫下運作的設備。 • Maintain comprehensive insurance coverage on assets. 對資產維持全面保險。 • Perform periodic equipment inspection and maintenance. 對設備定期進行檢查及維護。 |

ENVIRONMENTAL, SOCIAL AND GOVERNANCE REPORT (CONT'D)

環境、社會及管治報告 (續)

| Transition Risk 過渡風險 | Policy risk 政策風險  | Legal risk 法律風險  | Market risk 市場風險  |
|---------------------------------|---|--|--|
| Interests and concerns 利益及關注 | <ul style="list-style-type: none"> Mandates on and regulation of existing products and services as of the tightened environmental and safety laws and standards. 有關當局收緊環境和安全法律及標準，對現有產品及服務施加規定及進行規管。 | <ul style="list-style-type: none"> The government may introduce more stringent policies and regulations to mitigate climate change, which would increase our compliance workload or subject us to litigation or claims. 政府可能會推出更嚴謹的政策及法規以緩解氣候變化問題，因而會增加我們的合規工作量或使我們面臨訴訟或索償。 | <ul style="list-style-type: none"> More customers are concerned about climate-related issues, which may lead to changes in customer preference. 更多客戶關注氣候相關議題，可能導致客戶偏好產生變化。 |
| Response 回應 | <ul style="list-style-type: none"> Monitored the updates in environmental laws, regulations and policies, and respond to them in a timely manner. 關注環境法律、法規及政策的最新情況並及時響應。 | <ul style="list-style-type: none"> Monitored the updates in environmental laws, regulations and policies, and respond to them in a timely manner. 關注環境法律、法規及政策的最新情況並及時響應。 | <ul style="list-style-type: none"> Prioritise the climate change as a high concern in the market decisions to show the Group is concerned about the issues of climate change. 將氣候變化列為市場決策中高度關注的優先事項，以反映本集團對氣候變化問題的關注。 |

Moving forward, the Group will continue to implement proactive measures that minimise any adverse impacts on the environment including reducing emissions in the operations, engaging suppliers to reduce emissions in supply chain, strengthening the resilience of the business and advocating for collective action.

展望未來，本集團將繼續採取積極措施，以盡量減少對環境造成的任何不利影響，包括減少營運中產生的排放量、促使供應商減少供應鏈中的排放量、加強業務的復原能力，以及倡導集體行動。

SOCIAL

Employment

Human capital is the most valuable asset of an enterprise and also the cornerstone for sustaining corporate development and enhancing competitive advantages. It is the Group's initiative to attract, retain and develop quality talents through various human resources strategies and tactics, e.g. efficient recruitment and selection, fair and competitive remuneration and benefits, effective performance management, systematic staff development and training, holistic health and safety management, etc. The Group always reviews the human resources policies and practices in order to maintain the competition and attractiveness in the job market as well as ensure sufficient human capital for the Group's sustainable growth.

Being a corporate citizen, the Group always gives timely assistance and solicitude to those needy employees. During the Review Period, the Group has organised home visit to financially disadvantaged employees and distribute blessing bags in demonstrating care to their family.

The Group aims to refrain from any form of harassment and discrimination with respect to age, gender, race, nationality, religion, marital status or disability in the workplace. Hence, the ratio of male to female employees show that gender inequality does not exist.

社會

僱傭

人力資本是企业最寶貴的資產，亦是維持企業發展及提升競爭優勢的基石。本集團透過各種人力資源戰略和策略吸引、挽留和發展優質人才，包括具效率的招聘和選拔、公平和具競爭力的薪酬福利待遇、有效的績效管理、有系統的員工發展和培訓、全面的健康及安全管理等。本集團經常檢討人力資源政策及措施，以保持其在人力市場上的競爭力和吸引力，並確保提供充足的人力資本予本集團的持續發展。

作為企業公民，本集團經常給予有需要的僱員及時的幫助及慰問。於回顧期間，本集團已舉辦家訪活動，探訪財困僱員，並向其家人派發福袋，以示關懷。

本集團旨在避免工作場所出現任何年齡、性別、種族、國籍、宗教、婚姻狀況或殘疾等的相關騷擾及歧視。因此，男女僱員比例顯示不存在性別不平等。

ENVIRONMENTAL, SOCIAL AND GOVERNANCE REPORT (CONT'D)

環境、社會及管治報告 (續)

The Group always strictly observes the relevant legislations in the PRC, Hong Kong, Japan and Mexico regarding the equal employment opportunities, child labour and forced labour. The Group abides by the employment regulations, relevant policies and guidance of the jurisdictions where it operates, including the "Labour Law of the People's Republic of China" and the "Labour Contract Law of the People's Republic of China" in the PRC; the "Employment Ordinance" and the "Employees' Compensation Ordinance" in Hong Kong; Labor Laws of Japan and the "Federal Labour Law" in Mexico.

The Group has also developed rigorous and systematic measures for recruitment and selection to prevent itself from illegally hiring child labour and ensure that the employment has in compliance with relevant laws and regulations. Furthermore, the Group has the human resources information system to record employees' information in order to review employment practices systematically and regularly.

Time Huizhou offers shuttle service that takes employees between the public transit hubs and their workplaces. The shuttle service helps attracting more new hires, and encourages friendship building with other colleagues and creates a sense of belongings.

The Group has committed to fostering harmonious labor relations, cultivating a positive work environment, promoting healthy lifestyles, and enhancing employee engagement. Throughout the Review Period, the Group continued to provide festive perks such as lucky draws, gifts, celebratory events, meals for employees and farewell party (See Figure 11) for recognising their long-standing contributions of retiring staff. Additionally, teambuilding activities like sport fun day, movie appreciation, and leisure trips (See Figure 12) were organised to strengthen employee morale.

To support employee well-being, the headquarters regularly conducted seminars on various topics tailored to specific groups. During the Review Period, lunchtime workshops for team building and staff wellness were held, such as "Zentangle for Stress Relief" Workshop (See Figure 13) and "Art and Mind-Body-Spirit" Pastel Nagomi Art Workshop (See Figure 14) to promote employees' inner peace and reduce stress from work and daily life through art and painting. As a result, the headquarters received recognition as a "Happy Company 10 Years+" (See Figure 15) by the Hong Kong Productivity Council and the Promoting Happiness Index Foundation. Moreover, the Group was awarded the "Good MPF Employer" certificate (See Figure 16) by the Mandatory Provident Fund Schemes Authority.

During the Review Period, the Group was not aware of any material non-compliance with the labour requirements set out in relevant laws, regulations and standards.

本集團一直嚴格遵守中國、香港、日本及墨西哥有關平等就業機會、童工及強迫勞動的相關法律。本集團遵守營運所在司法權區的僱傭規例、相關政策及指引，包括中國的《中華人民共和國勞動法》和《中華人民共和國勞動合同法》；香港的《僱傭條例》及《僱員補償條例》；日本的勞動法及墨西哥的《聯邦勞動法》。

本集團並已制定一套嚴謹及有系統的招聘及篩選措施，以防止非法聘用童工，並確保聘用僱員時遵循相關法律法規。此外，本集團具有一套人力資源資訊系統記錄僱員的資料，以便更有系統地定期檢討僱傭措施。

惠州匯聚提供班車接送服務，在公交站與其工作場所之間往返接送僱員。班車接送服務有助吸引更多新僱員，鼓勵同事聯誼及凝聚歸屬感。

本集團致力於促進和諧的勞資關係，營造積極的工作環境，推廣健康的生活方式，並提升員工參與度。於整個回顧期間，本集團繼續為僱員提供節日福利，例如抽獎、禮品、慶祝活動及聚餐，以及為退休員工舉辦歡送會（見圖11），以表彰他們的長久以來的貢獻。此外，本集團亦組織了趣味運動會、電影欣賞，以及休閒旅行（見圖12）等團隊建設活動，以提升員工士氣。

為支持僱員福祉，總部針對特定組別的員工定期舉行不同議題的研討會。在回顧期間，舉辦了午間工作坊以促進團隊建設及員工健康，例如「禪繞畫」減壓工作坊（見圖13）、「藝術與身心靈」和諧粉彩藝術工作坊（見圖14），透過藝術與繪畫幫助員工尋求內心平靜，減輕工作與日常生活中的壓力。因此，總部獲香港生產力促進局與香港提升快樂指數基金頒發「開心企業10年+」證書（見圖15）。此外，本集團亦獲強制性公積金計劃管理局頒發「積金好僱主」證書（見圖16）。

於回顧期間，本集團並無發現任何重大違反相關勞工法例法規及準則的規定。

Figure 11: Farewell Party
圖11：歡送會



Figure 12: Leisure trip to Daming Mountain
圖12：大明山休閒旅行



ENVIRONMENTAL, SOCIAL AND GOVERNANCE REPORT (CONT'D)

環境、社會及管治報告 (續)

Figure 13: "Zentangle for Stress Relief" Workshop

圖13：「禪繞畫」減壓工作坊



Figure 14: "Art and Mind-Body-Spirit" Pastel Nagomi Art Workshop

圖14：「藝術與身心靈」和諧粉彩藝術工作坊



Figure 15: Happy Company 10 Years+

圖15：開心企業10年+



Figure 16: Good MPF Employer

圖16：積金好僱主















ENVIRONMENTAL, SOCIAL AND GOVERNANCE REPORT (CONT'D)













環境、社會及管治報告 (續)

Figure 17: Employment
圖17：僱傭

Total number of employees and workforce structure as at 31 December 2024
於2024年12月31日的僱員總人數及整體勞動力結構

| Region 地區 | Gender 性別 | Age 年齡 | | | Number of employees by gender 按性別劃分的 僱員人數 | Total number of employees 僱員 總人數 | Ratio of number of male to female employees 男女僱員比例 | |
|--|--|---|---|---|--|---|---|---|
| | |  <30 |  30-50 |  >50 | | | As at 31.12.2024 於2024年 12月31日 | As at 31.12.2023 於2023年 12月31日 |
| PRC 中國 |  Male 男性 | 1,267 | 1,236 | 87 | 2,590 | 5,891 | 0.78:1 | 0.74:1 |
| |  Female 女性 | 1,183 | 2,075 | 43 | 3,301 | | | |
| Hong Kong 香港 |  Male 男性 | 2 | 9 | 17 | 28 | 49 | 1.33:1 | 1.19:1 |
| |  Female 女性 | 1 | 8 | 12 | 21 | | | |
| Overseas ¹ 海外 ¹ |  Male 男性 | 18 | 34 | 4 | 56 | 91 | 1.6:1 | 2.33:1 |
| |  Female 女性 | 16 | 17 | 2 | 35 | | | |
| Total 總計 |  Male 男性 | 1,287 | 1,279 | 108 | 2,674 | 6,031 | 0.80:1 | 0.74:1 |
| |  Female 女性 | 1,200 | 2,100 | 57 | 3,357 | | | |
| |  Total 總計 | 2,487 | 3,379 | 165 | 6,031 | | | |

Employee turnover rate in the Review Period 於回顧期間僱員流失率

| Total employee turnover rate ² 總僱員流失率 ² | | Employee turnover rate by region ³ 按地區劃分的僱員流失率 ³ | | | Employee turnover rate by gender ³ 按性別劃分的僱員流失率 ³ | | Employee turnover rate by age group ³ 按年齡組別劃分的僱員流失率 ³ | | |
|--|--|--|--|--|--|--|--|---|---|
| Year ended 31.12.2024 截至2024年 12月31日 止年度 | Nine months ended 31.12.2023 截至 2023年12月31日 止九個月 | PRC 中國 | Hong Kong 香港 | Overseas 海外 | Male 男性 | Female 女性 |  <30 |  30-50 |  >50 |
|  8.0% | 5.8% |  8.1% |  0.5% |  0% |  6.66% |  7.3% |  15.2 |  3.1% |  1.5 |

Note 1: Overseas employees refer to employees located in Mexico and Japan. During the review period, overseas production facilities contribute less than 5% of total revenue of the Group.

Note 2: Total employee turnover rate in the Review Period = number of left employees / ((number of employees at the beginning of the Review Period + number of employees at the end of the Review Period) / 2) x 100.

Note 3: Employee turnover rate in the Review Period in the specified category = number of left employees in the specified category / ((number of employees in the specified category at the beginning of the Review Period + number of employees in the specified category at the end of the Review Period) / 2) x 100.

附註1：海外員工指位於墨西哥及日本的員工。於回顧期間，海外生產設施貢獻的收入佔本集團總收入不到5%。

附註2：於回顧期間的總僱員流失率 = 離職僱員人數 / ((回顧期間初僱員人數 + 回顧期間末僱員人數) / 2) x 100。

附註3：回顧期間特定類別僱員流失率 = 特定類別離職僱員人數 / ((回顧期間初特定類別僱員人數 + 回顧期間末特定類別僱員人數) / 2) x 100。

ENVIRONMENTAL, SOCIAL AND GOVERNANCE REPORT (CONT'D)

環境、社會及管治報告 (續)

Health and Safety

The Group strongly believes that ensuring a stable and safe production environment is the most important social responsibility to the stakeholders and also one of the major priorities in the corporate management. The health and safety measures listed below are some examples already taken in place within the Group:

- Sophisticated occupational health and safety management systems have been established in the production facilities;
- Canopies and other protection devices have been installed to ensure the safe operation of production machinery and equipment;
- Trainings on safety, fire and chemical leaking drills are organised at the production facilities;
- Health checks are conducted on a regular basis at the production facilities to monitor employees' health;
- Comprehensive medical insurance including outpatient treatments and other wellness is provided to the headquarters' employees;
- Fire-fighting facilities, e.g. fire extinguishers, smoke detectors and etc., are equipped in the production facilities and headquarters; and
- Several production facilities have installed activated carbon filter systems on the rooftops. All the exhaust gases produced in the factory, such as solder dust and injection gas, were filtered through the filter boxes and then discharged at high altitude.

Also, the Group has assigned relevant department to inspect daily operations by the established risk assessment program which consists of a series of steps such as risk identification, analysis, evaluation, treatment, monitoring and reviewing and thus non-compliance will be identified and rectified timely.

The Group continued to arrange frequent and intensive cleaning and disinfection in the workplace and host various health workshops and activities to maintain employees' health awareness regularly. During the Review Period, in addition to organising various sports games including table tennis competition to promote healthy culture, the PRC production facilities had provided trainings related to workplace emotional intelligence management (See Figure 18), lumbar muscle strain treatment and prevention (See Figure 19) etc. Meanwhile, the headquarters had encouraged staff to participate the following webinars to promote the knowledge in area of chronic diseases prevention and mental health:

- "Sleep Well, Feel Well: Improving Sleep Quality" Online Seminar; and
- "Take Care of Your Heart: Understanding Hypertension, Hyperlipidemia, and Hyperglycemia – Obesity and Cardiovascular Diseases" Webinar.

健康與安全

本集團堅信，確保維持一個穩定與安全的生產環境是本集團對持份者最重要的社會責任，亦是企業管理的優先重任之一。下列為本集團內部已實施的部分健康及安全措施例子：

- 在生產設施建立精密的職業健康及安全管理體系；
- 已安裝保護罩及其他防護設施以確保生產機器及設備安全運作；
- 於生產設施組織有關消防安全、火警演習及化學品洩漏演習的培訓；
- 生產設施定期為僱員進行健康檢查，以監測僱員健康狀況；
- 為總部僱員提供包括門診及其他健康的全面醫療保險；
- 生產設施及總部已安裝防火設備，例如滅火筒、煙霧感應器等；及
- 多個生產設施已在屋頂安裝了活性炭過濾系統。廠房產生的所有廢氣，如焊料粉塵及注塑廢氣，都經過過濾箱過濾，然後在高空排放。

此外，本集團已指定相關部門透過已建立的風險評估計劃進行日常營運檢查，包括一系列的步驟，如風險識別、分析、評估、處理、監督及檢討等，故任何不合規的情況將可及時識別和糾正。

本集團仍持續在工作場所安排頻繁、深入的清潔消毒，並定期舉辦各種健康工作坊及活動，使僱員保持健康意識。於回顧期間，除了組織乒乓球比賽等多項體育比賽以推廣健康文化外，中國的生產設施亦提供職場情緒智商管理(見圖18)、腰肌勞損的治療與預防(見圖19)等相關培訓。與此同時，總部已鼓勵員工參與下列網上講座，以推廣有關預防慢性疾病及精神健康方面的知識：

- 「睡得好，感覺好：改善睡眠品質」網上講座；及
- 「關懷您的心臟：了解高血壓、高血脂和高血糖 – 肥胖和心血管疾病」網上講座。

Figure 18: “Workplace Emotional Intelligence” Training
圖18：「職場情緒智商」培訓



Figure 19: “Treatment and Prevention of Lumbar Muscle Strain” Training
圖19：「腰肌勞損的治療與預防」培訓



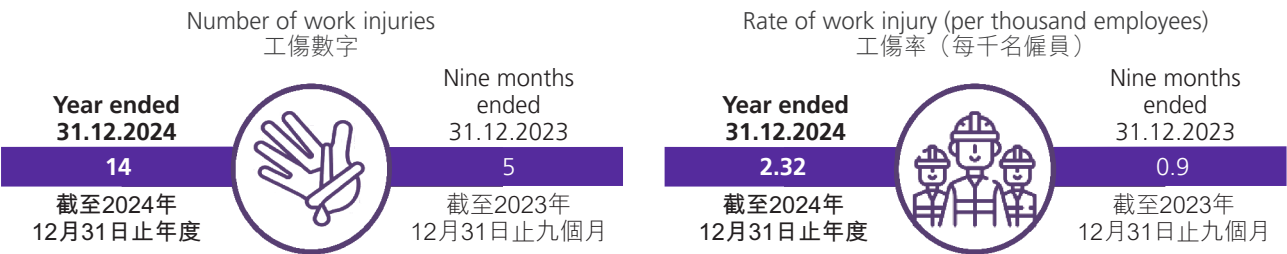
The Group makes every effort to create a healthy, safe, stable and harmonised working environment effectively. Every case of injury (if any) is required to be reported to the Human Resources Department immediately and be assessed under internal guidelines. The Group is pleased to report that the rate of accidents and injuries during the Review Period was extremely low with zero fatal accident in the past 3 years. The total number of lost days due to work injury is 595 days (period from 1 April 2023 to 31 December 2023: 32 days) for the Group

本集團竭盡所能有效建立一個健康、安全、穩定及和諧的工作環境。每宗受傷個案(如有)均須立即向人力資源部匯報，並根據內部指引程序作出評估。本集團欣然報告，於回顧期內的意外及受傷比率極低，且過去3年並無發生致命意外。本集團因工傷損失工作總日數為595天(2023年4月1日至2023年12月31日期間：32天)。

During the Review Period, the Group was not aware of any material noncompliance with the health and safety laws and regulations.

於回顧期間，本集團並無發現任何重大違反健康及安全法律法規的情況。

Figure 20: Health and safety
圖20：健康與安全



Development and Training

The Group recognises the importance of skilled and professionally trained employees to the business growth and future success. Therefore, the Group advocates the culture of lifelong learning through providing tuition fee subsidy and encouraging employees to participate in personal development and job-related training courses. During the Review Period, the Group organised quality assurance training in production processes, inspection assurance of materials received from supplier, health and safety precautions in using production equipment and machinery. Moreover, in order to maintain the highest standard of professionalism among employees, the Group also formulated training programs on quality and environment management, including IATF16949, ISO9001, ISO14001, ISO14064 as well as ISO14064 internal audit, among others, to ensure employees are informed of the latest international standard set by the International Automotive Task Force (IATF) or International Organisation for Standardisation (ISO).

In daily operations, the Group provides induction training for new employees and experienced employees act as mentors to guide new recruits. The Group believes such arrangement can facilitate communication and team spirit, improve technical skills and managerial capability, encourage the learning and further development of employees at all levels.

The Group also provides relevant training to develop and enhance the employees in all management aspects, e.g. leadership, communication skills, team building and motivation, effective execution and etc. (See Figure 21), to train them as the potential leaders and successors for the management team.

In addition to providing on-site classroom training for staff members, the Group also promotes self-directed learning through various channels and innovative formats, making the learning process more attractive. The Group's internal e-Newsletter features columns on sustainability-related reference articles, information and tips, such as introducing the United Nations Sustainable Development Goals (SDGs), the impact of climate change on industry, and understanding community investment.

The Group will continue to intensify the efforts to promote and develop employee training programs. It believes that by means of offering comprehensive training opportunities, it could help to provide sufficient talent capital for corporate development. The Group annually evaluates the training needs to ensure that employees are provided with suitable and appropriate training according to their job nature, position, required and potential competences for further development.

發展及培訓

本集團認為，具備熟練技能及經專業培訓之僱員為帶領業務增長及未來成功的關鍵。因此，本集團倡導終生學習的文化，並為僱員提供進修課程津貼，鼓勵其參與個人發展及工作相關的培訓課程。於回顧期間，本集團舉辦了生產過程的質量保證培訓、自供應商取得的原材料的檢測保證、使用生產設備及機器時的健康安全預防措施。此外，為維持僱員的最高專業水平，本集團亦制定質量管理及環境管理培訓計劃，包括IATF16949、ISO9001、ISO14001、ISO14064等標準，以及ISO14064內部審核，確保僱員了解國際汽車工作組(IATF)或國際標準化組織(ISO)制定的最新國際標準。

於日常營運中，本集團向新僱員提供入職培訓及讓有經驗的僱員擔任導師，為新僱員提供指導。本集團相信，此舉能促進溝通及團隊精神，可提高技術及管理能力的，以及鼓勵所有職級的僱員不斷學習及發展。

本集團亦為僱員提供有關全面發展及提升管理技巧的培訓，如領導、溝通技巧、團隊建設與激勵、執行力等(見圖21)，以培養僱員成為將來的領導人及管理團隊接班人。

本集團除了為員工提供現場課堂培訓，更以不同渠道和嶄新形式推動自主學習，使學習過程變得更具吸引力。本集團內部的電子通訊設有專欄，刊登可持續發展相關的參考文章、資訊及小貼士，例如介紹聯合國可持續發展目標、氣候變化對行業的影響，以及認識社區投資。

本集團將繼續加大力度推廣及發展僱員培訓計劃。本集團相信，透過提供全面的培訓機會，有助於為企業發展提供充足的人才資本。本集團每年評估培訓需求，以確保根據僱員的工作性質、職位、進一步發展的所需及潛在能力提供適當的培訓。

Figure 21: Workshop on "Effective Execution"

圖21：「責任在心，行動在行」培訓工作坊










ENVIRONMENTAL, SOCIAL AND GOVERNANCE REPORT (CONT'D)

環境、社會及管治報告 (續)

Figure 22: Development and training
圖22：發展及培訓

Percentage of employees trained in the Review Period 於回顧期間受訓僱員所佔百分比

| | | | | | Overall percentage of employees trained ⁵ 整體受訓僱員所佔百分比 ⁵ | |
|--|---|---|---|---|---|---|
| | Managers or above ⁴ 經理或以上 ⁴ | Supervisors and general staff ⁴ 主管及一般僱員 ⁴ | Workers ⁴ 職工 ⁴ | Percentage of employees trained by gender ⁴ 按性別劃分的 受訓僱員所 佔百分比 ⁴ | Year ended 31.12.2024 截至2024年 12月31日止年度 | Nine months ended 31.12.2023 截至2023年 12月31日 止九個月 |
| Gender 性別 |  |  |  | | | |
|  Male 男性 | 2% | 7% | 37% | 46% |  89% |  80% |
|  Female 女性 | 1% | 4% | 49% | 54% | | |
| | | | | | | |









Note 4: Percentage of employees trained in the specified category = Number of employees in the specified category who took part in training/Total number of employees who took part in training during the Review Periodx100.

附註4：特定類別的受訓僱員所佔百分比 = 於回顧期間，特定類別的受訓僱員人數／受訓僱員總人數x100。

Note 5: Overall percentage of employees trained = Total number of employees who took part in training/Total number of employees during the Review Periodx100.

附註5：受訓僱員所佔整體百分比 = 於回顧期間，受訓僱員總人數／僱員總人數x100。

Average training hours completed per employee in the Review Period 於回顧期間每名僱員完成受訓的平均時數

| | | | | | Overall average training hours ⁷ 整體受訓平均時數 ⁷ | |
|---|---|---|---|---|--|--|
| | Managers or above ⁶ 經理或以上 ⁶ | Supervisors and general staff ⁶ 主管及一般僱員 ⁶ | Workers ⁶ 職工 ⁶ | Average training hours by gender ⁶ 按性別劃分 的平均 培訓時數 ⁶ | Year ended 31.12.2024 截至2024年 12月31日止年度 | Nine months ended 31.12.2023 截至2023年 12月31日 止九個月 |
| Gender 性別 |  |  |  | | | |
|  Male 男性 | 20 | 36 | 29 | 29 |  30 |  26 |
|  Female 女性 | 20 | 29 | 31 | 30 | | |
|  Overall 整體 | 20 | 33 | 30 | | | |

Note 6: Average training hours in the specified category = Number of training hours of the specified category/Total number of employees under the specified category during the Review Period.

附註6：特定類別的平均培訓時數 = 於回顧期間，該特定類別的培訓時數／該特定類別的僱員總人數。

Note 7: Overall Average training hours per employee = Total number of training hours/Total number of employees during the Review period.

附註7：每名僱員的整體平均培訓時數 = 於回顧期間，總培訓時數／僱員總人數。

ENVIRONMENTAL, SOCIAL AND GOVERNANCE REPORT (CONT'D)

環境、社會及管治報告 (續)

Supply Chain Management

Optical fibres, copper wires, connectors, central processing units and hard disks; copper and plastic are major materials used by the production facilities in the cable assembly, digital cable and server manufacturing respectively.

The Group implements supplier management in accordance with the principles of sustainable procurement and internal guidance which governs the engagement of suppliers. Suppliers are chosen not only subjecting to comprehensive screening and evaluation procedures on the quality and price but also field visits and investigations to ensure suppliers' capability in quality assurance, safety and environmental responsibility. The investigation reviews all the measures related to production capacity, technology level, quality assurance capability, supply capacity, safety and environmental management qualifications, and social responsibility. Only highly qualified suppliers complied with regulatory requirements are eligible for the selection of supplier by the Group. The Group also conducts regular assessment on suppliers' overall capabilities, assets position, nature of business, reputation in the industry, quality of products, goods delivery and compliance with laws and regulations. Furthermore, the selected suppliers are required to sign a set of agreements in which some of the terms cover the area related to integrity, confidentiality, quality and environmental protection.

The Group has obtained Quality Management System Certification (ISO9001) and Automotive Quality Management System (IATF16949) that are formulated by the International Organisation for Standardisation and International Automotive Task Force respectively. The Group emphasises defect prevention and reduction of variation and waste in the supply chain and strictly requires employees to comply with the quality management policies to provide continual improvement.

As customers are becoming more concerned about environmental issues and the importance of using environmentally friendly materials, the Group will continue to communicate and emphasise the importance of environmental issues to the suppliers. The Group aims at strengthening the cooperation with suppliers, collaborating with them in product trials and producing socially responsible products.

Each supplier and subcontractor would be reviewed after completion of their contracts. In case of major non-performance, the Group will review their suitability to remain on the approved supplier list.

The Group has compiled and adopted "Responsible Conflict Minerals Sourcing Policy" which required its suppliers to declare that the corporation has complied with the "Code of Conduct" established by the Responsible Business Alliance. The "Code of Conduct" outlines standards for labour, health and safety, environment, business ethics and management system with reference to international norms. Looking forward, the Group will continue to monitor its supply chain regarding the environmental and social standards and promote the sustainable development of the industry as a whole.

The number of critical suppliers of major direct materials by region during the Review Period is as follows:

供應鏈管理

光纖、銅線、連接器、中央處理器及硬盤；銅及塑料分別為生產設施用作生產電線組件、數字電線及服務器的主要材料。

本集團根據可持續採購的原則及內部指引實施供應商管理以規管供應商的委聘。選擇供應商除了根據品質及價格進行綜合篩選及評估程序外，為確保供應商在品質保證、安全及環境責任各方面的能力符合集團的要求，本集團更會進行實地探訪及調查，審核所有有關生產能力、技術水平、品質保證能力、供應能力、安全和環境管理資格及社會責任的措施。只有符合監管要求的高質量供應商才符合資格供本集團篩選。本集團亦對供應商的整體能力、擁有的資產、業務性質、行業聲譽、產品品質、貨物交付及遵守法律和法規情況進行定期評估。此外，被選中的供應商還需要簽署一套協議文件，當中若干條款涵蓋誠信、保密、品質和環境保護相關的領域。

本集團取得國際標準化組織及國際汽車工作組的質量管理體系認證 (ISO9001) 及全球汽車品質管理系統標準 (IATF16949)。本集團著重於次品的防範、減少在供應鏈中的差異和浪費，並嚴格要求僱員遵守質量管理政策，持續改進。

隨著客戶越來越關注環境問題及使用環保材料的重要性，本集團將持續與供應商溝通，並強調環境問題的重要性。本集團旨在加強與供應商的合作，共同進行產品測試及生產具社會責任的產品。

各供應商及分包商於完成合約後均會進行檢討，倘表現嚴重不符合要求，本集團將檢討其是否適合保留在認可供應商名單上。

本集團已制定並採納「負責任的衝突礦產採購政策」，要求其供應商聲明其公司遵守負責任商業聯盟制定的「操守準則」。「操守準則」參照國際規範，概述勞工、健康與安全、環境、商業道德及管理制度方面的標準。展望未來，本集團將繼續監控其供應鏈的環境與社會標準，並促進整個行業的可持續發展。

於回顧期間，按地區劃分的主要直接材料重要供應商數目如下：

ENVIRONMENTAL, SOCIAL AND GOVERNANCE REPORT (CONT'D)

環境、社會及管治報告 (續)

Figure 23: Number of critical suppliers
圖23：重要供應商數目

| | PRC 中國 | Hong Kong 香港 | Singapore 新加坡 | Taiwan 台灣 | Macau 澳門 | United States 美國 |
|----------------------------------|-----------|-----------------|------------------|--------------|-------------|---------------------|
| As at 31.12.2024 於2024年12月31日 | 27 | 9 | 4 | 3 | 1 | 1 |
| As at 31.12.2023 於2023年12月31日 | 21 | 6 | 3 | – | 1 | 1 |

Product Responsibility

The Group is committed to pursuing product and service of high quality by setting up implementing stringent and comprehensive quality control procedures, and achieved the standard of Restriction of Hazardous Substances Directive 2002/95/EC. The Group has formulated quality control manual throughout the production processes from purchase of raw materials to product packaging. Raw materials are inspected to ensure the quality and in a good condition before proceeding to production to minimise possible disruptions during the operation.

Time Huizhou has obtained the ISO13485 Quality Management System – Medical Devices that consistently meets customer requirements and regulatory requirements applicable to medical devices and related services. Annual testing has been performed by the licensed third party to ensure Time Huizhou has complied with the relevant requirements.

The Group has developed guidelines to set out procedures for product recall and prevent misuse of defective product. There were no substantiated complaints received relating to the provision and use of products and services that have a significant impact on the Group's operations. The number of defective products produced by the Group was minimal and complaints by customers in respect of defective products were insignificant.

Protection of Intellectual Property Right And Consumer Privacy

The Group recognises the importance of the protection over intellectual property right and consumer privacy. Proper licences for software and information are obtained by the Group before used in the business operation. Disciplinary action is taken immediately if use of unlicensed or infringed software occurs.

Meanwhile, the Group handles all information provided by clients, business partners and employees in accordance with non-disclosure agreement, Personal Data (Privacy) Ordinance, related laws and regulations and internal guidelines of intellectual property and privacy to ensure the information is under proper protection.

Anti-corruption

The Group is committed to maintaining the integrity of the corporate culture. Employees are not allowed to solicit or accept any advantages. The Group sets out the relevant policies and guides the employees to abide by the code of conduct which provides a clear definition on the provision and acceptance of interests, such as gifts and souvenirs, and ways to deal with conflicts of interest.

產品責任

本集團致力於透過設立及實施嚴格及全面的質量控制程序以追求高質量的產品及服務，並滿足歐盟有害物質限用指令2002/95/EC的標準。本集團已制定從採購原材料到產品包裝整個生產流程的質量控制手冊。本集團會檢測原材料以確保質量及保證投產前的良好狀況，以降低營運期間的可能中斷。

惠州匯聚已取得ISO13485醫療器材質量管理體系，持續符合客戶要求及適用於醫療器材及相關服務的監管規定。持牌的第三方已進行年度檢測，確保惠州匯聚已遵守相關規定。

本集團已就產品召回流程及防止次品濫用程序制定指引。本集團並無收到任何有關提供及使用並對本集團營運有重大影響的產品及服務的屬實投訴。本集團生產之次品數量極低，客戶對次品之投訴亦並不顯著。

保護知識產權及客戶私隱

本集團深明保護知識產權及客戶私隱的重要性。本集團已取得適當的軟件及資訊許可證，以供其業務營運使用。如使用未經許可或侵權的軟件，將立即採取紀律處分。

同時，本集團根據保密協議、個人資料(私隱)條例，相關法律及法規和有關知識產權及私隱的內部指引處理客戶、業務夥伴及僱員提供的所有資料，以確保該等資料受到適當保護。

反貪污

本集團致力於維護廉正的企業文化。僱員不得索取或收受任何利益。本集團制定相關政策，並指引僱員遵守操守準則，明確界定了禮物及紀念品等利益的提供及接受，以及如何處理利益衝突。

ENVIRONMENTAL, SOCIAL AND GOVERNANCE REPORT (CONT'D)

環境、社會及管治報告 (續)

When joining the Group, employees are required to sign a Notice of Integrity Commitment which set out the prohibited conducts including misappropriation of assets, leaking of sensitive information, acceptance of interests; engaging in prohibited commercial activities, etc. to promote corporate integrity culture.

Directors and employees are also required to make a declaration to the management through the reporting channels when actual or potential conflicts of interest arise. Employees cannot receive any gifts from any external parties (e.g. customers, suppliers, contractors, etc.) unless prior approval is obtained from the management.

During the Review Period, the Group has participated in the Business Sector Integrity Charter ("BSIC") (launched by The Independent Commission Against Corruption ("ICAC")) (See Figure 24). Participants is required to implement integrity policy in 10 core elements and continuously monitoring the effectiveness of integrity compliance management system. In additions, the Group has invited the ICAC to organise a training session on the prevention of corruption and business ethics for staff members at the headquarters (See Figure 25). The Group will continue to arrange training and development on regulatory compliance to enhance vigilance of senior management to the problem of corruption.

To show the unwavering commitment to anti-corruption, the Group has adopted an "Integrity and Honesty Management System". Suppliers are required to sign an Undertaking of Integrity before entering contractual relationship. The Group also regularly delivers the message to all the suppliers to reiterate the integrity and honesty business philosophy and secure the alignment with the Group for fair procurement.

The Group has whistle-blowing procedures in effect, encouraging employees and all other stakeholders to report directly to the chairman of the Audit Committee about any misconduct and dishonest behaviour, such as bribery, fraud and other offences. Furthermore, it is specified in the staff handbook that the Group is entitled to terminate the employment contract with any employee who is bribed with money, gifts or commission, etc., and reserves the right to take further legal actions.

During the Review Period, the Group has complied with the relevant laws and regulations regarding anti-corruption and money-laundering and has no legal case regarding corrupted practices brought against the issuer or the employees.

加入本集團時，僱員須簽署《誠信承諾書》，其中載列各種被禁止的行為，包括挪用資產、洩露敏感資料、收受利益，及從事被禁止的商業活動等，以促進企業誠信文化。

董事及僱員亦必須在發生實際或潛在利益衝突時透過報告途徑向管理層作出聲明。除非事先獲得管理層的批准，否則僱員不得接受任何外界人士（例如客戶、供應商、承包商等）的任何禮物。

於回顧期間，本集團參與由廉政公署發起的《誠信營商約章》（見圖24）。參與的企業需在10個核心元素中貫徹誠信政策，並持續監控誠信合規管理制度的成效。此外，本集團邀請廉政公署為總部員工舉辦防貪及商業道德培訓（見圖25）。本集團將繼續安排監管合規方面的培訓和發展，以提升高級管理層對貪污問題的意識。

為堅決履行反貪污承諾，本集團採用「廉潔誠信管理制度」。供應商須簽署廉潔誠信承諾書後才建立合約關係。本集團亦定期向全體供應商傳達訊息重申本集團廉潔誠信的業務理念，確保他們與本集團理念保持一致，實現公平採購。

本集團建立舉報程序，鼓勵僱員及所有其他持份者直接向審核委員會主席報告任何不當行為及不誠實活動，例如貪污、舞弊，以及其他犯罪行為。另外，本集團於員工手冊中明確指出，倘任何僱員收受金錢、禮品或佣金等賄賂，本集團有權終止與該僱員的僱傭合約並保留法律追究的權利。

於回顧期間，本集團已遵守反貪污及反洗黑錢相關法例及法規，且並無任何對其發行人或僱員所提出的貪污訴訟案件。

Figure 24: Business Sector Integrity Charter

圖24：誠信營商約章



Figure 25: Anti-Corruption and Ethics Training

圖25：防貪及商業道德培訓



ENVIRONMENTAL, SOCIAL AND GOVERNANCE REPORT (CONT'D)

環境、社會及管治報告 (續)

Community Investment

The Group is committed to creating sustainable prosperity that brings long-term social and economic benefits to all stakeholders, particularly to maintain the relationship with interest groups which are relevant to business operation.

Over the years, the Group has been actively promoting strategic partnerships among business and social service partners such as the Community Chest of Hong Kong, Orbis and JCI Apex in various projects, encouraging employees to participate in external community activities and fostering corporate social responsibility through caring for the community, employees and the environment.

During the Review Period, the Group supported JCI Apex, as one of the corporate sponsors. The Group continued to participate in various charity activities, "Skip Lunch Day 2024" and "World Sight Day 2024" of Orbis Hong Kong etc in order to create shared value for the community.

The Group has been granted the following awards from various parties as the recognition of the efforts in fulfilling social responsibility:

- The "Industry Cares 5+ Years" Award presented by the Federation of Hong Kong Industries (See Figure 26);
- The "BOCHK Corporate Low-Carbon Environmental Leadership Awards 2023" presented by the Federation of Hong Kong Industries. (See Figure 27); and
- The "ESG Pledge" Scheme organised by The Chinese Manufacturers' Association of Hong Kong and the Hong Kong Brand Development Council (See Figure 28).
- 香港工業總會頒發的「工業獻愛心5年+」獎 (見圖26);
- 香港工業總會頒發的「中銀香港企業低碳環保領先大獎2023」(見圖27); 及
- 香港中華廠商聯合會及香港品牌發展局主辦的「ESG約章」行動 (見圖28)。

Figure 26: Industry Cares 5+ Years

圖26：工業獻愛心5年+



Figure 27: BOCHK Corporate Low-Carbon Environmental Leadership Awards 2023

圖27：中銀香港企業低碳環保領先大獎2023



Figure 28: ESG Pledge

圖28：ESG約章



ENVIRONMENTAL, SOCIAL AND GOVERNANCE REPORT (CONT'D)

環境、社會及管治報告 (續)

UNITED NATIONS SUSTAINABLE DEVELOPMENT GOALS

Recognising the importance of creating a culture of sustainability within the organisation, the Group has always been proactive in fulfilling its corporate social responsibility by identifying and creating opportunities to give back to society. The Group has integrated the sustainability strategies into the initiative of United Nations Sustainable Development Goals and identified 6 key SDGs that are most relevant to its business operations, and working with its non-profit partners to address the relevant issues.

聯合國可持續發展目標

本集團明白到在企業內創建可持續發展文化的重要性，向來積極履行企業社會責任，尋找和創造各種回饋社會的機會。本集團已將其可持續發展策略與聯合國可持續發展目標倡議結合，辨識當中與其業務營運最為適切的6項主要可持續發展目標，並與非牟利機構夥伴致力解決相關議題。

SUSTAINABLE DEVELOPMENT GOALS



ENVIRONMENTAL, SOCIAL AND GOVERNANCE REPORT (CONT'D)

環境、社會及管治報告 (續)

| Goal 目標 | Potential impact 潛在影響 | The Group's status 本集團狀況 | Future direction 未來方向 |
|--|--|---|--|
| <div data-bbox="188 398 376 584">  <p>3 GOOD HEALTH AND WELL-BEING</p> </div> <p>Good Health and Well-being 良好的健康及福祉</p> | <ul style="list-style-type: none"> • Provide and maintain a safe and healthy work environment 提供並維持一個安全健康的工作環境 • Establish an effective workplace safety culture 建設有效的工作場所安全文化 • Promote healthy lifestyles 倡導健康的生活方式 | <p>During the Review Period, the Group has sponsored the following programs of JCI Apex: 於回顧期間，本集團贊助了晉峰青年商會以下活動：</p> <ul style="list-style-type: none"> • “Active Aging: Embracing Happiness and Vitality” Seminar 「老有所為，逆能快樂」講座 • “Love Without Boundary-You’re Not Alone” activity series, included: ‘Emotional Exploration Room’ Seminar, ‘Mental Health VR Experience Day’, ‘International Mental Health Survey’ Press Conference (See Figure 29), among others 「讓愛全接觸－伴耆同行」活動系列，包括：「情緒探索室」講座、「精神健康VR體驗日」、「國際精神健康問卷調查」發佈會（見圖29）等 <p>The production facilities in the PRC have launched the following programs: 中國的生產設施推出以下活動：</p> <ul style="list-style-type: none"> • “Diabetes Lifestyle Intervention” Training 「糖尿病生活方式干預」培訓 • “Treatment and Prevention of Lumbar Muscle Strain” Training 「腰肌勞損的治療與預防」培訓 • “Workplace Emotional Intelligence” Training 「職場情商」培訓 <p>The headquarters has arranged employees to participate in the following workshops: 總部安排僱員參與以下工作坊：</p> <ul style="list-style-type: none"> • “Sleep Well, Feel Well: Improving Sleep Quality” Webinar 「睡得好，感覺好：改善睡眠品質」網上講座 • “Take Care of Your Heart: Understanding Hypertension, Hyperlipidemia, and Hyperglycemia – Obesity and Cardiovascular Diseases” Webinar 「小心你個心認識三高～肥胖與心腦血管病」網上講座 • “Zentangle for Stress Relief” Workshop 「禪繞畫減壓」工作坊 • “Art and Mind-Body-Spirit” Pastel Nagomi Art Workshop *「藝術與身心靈」和諧粉彩工作坊 • “Laughter Yoga” Workshop (See Figure 30) 「大笑瑜珈」工作坊（見圖30） | <p>Strengthen internal promotion on high standards of workplace health & safety, and support health-related projects of non-profit organisations 加強對高標準工作場所健康與安全的內部推廣，並支持非牟利機構與健康相關的活動</p> |

ENVIRONMENTAL, SOCIAL AND GOVERNANCE REPORT (CONT'D)

環境、社會及管治報告 (續)

| Goal 目標 | Potential impact 潛在影響 | The Group's status 本集團狀況 | Future direction 未來方向 |
|--|---|---|--|
|  <p>4 QUALITY EDUCATION</p> <p>Quality Education 優質教育</p> | <p>Offer training programs and/or other tuition fee subsidy to all employees and encourage lifelong learning 向全體僱員提供培訓課程及／或其他進修課程津貼，並鼓勵終身學習</p> | <p>The Group advocates the culture of lifelong learning, and provides tuition fee subsidy for employees and scholarship program for all applicable employees' children 本集團提倡終身學習的文化，並為僱員提供進修課程津貼及為所有合適僱員的子女提供獎學金計劃</p> <p>Linkz Suzhou has launched a training workshop on Effective Execution 華訊蘇州舉辦了「責任在心，行動在行」培訓工作坊</p> <p>During the Review Period, the Group has sponsored the following programs of JCI Apex: 於回顧期間，本集團贊助了晉峰青年商會以下活動：</p> <ul style="list-style-type: none"> • "Coaching Workshop" 「教練育成」工作坊 • "Leader Maker 2.0" Young Leaders Development Program activity series included 'Leadership Training' (See Figure 31) 'Training on ESG', 'Training on SDG' and 'SDG City Hunt', among others 「Leader Maker 2.0」青年領袖發展計劃活動系列，包括「領導力培訓」(見圖31)、「ESG培訓」、「SDG培訓」及「SDG城市定向」等 | <p>Encourage and support employees to improve their technical and vocational skills and professional knowledge, and provide training service support to nonprofit organisations 鼓勵及支持僱員提升彼等技術與職業技能及專業知識，並為非牟利機構提供培訓服務的支援</p> |
|  <p>8 DECENT WORK AND ECONOMIC GROWTH</p> <p>Decent Work and Economic Growth 體面工作和經濟增長</p> | <p>Offer career opportunities and assist in the economic development of local communities 提供就業機會，並協助當地社區的經濟發展</p> | <p>The Group has organised festive gatherings, Dragon Boat Festival Rice Dumpling Making program (See Figure 32, Mid-Autumn Festival Mooncake DIY Program (See Figure 33), and lucky draws, among others 本集團籌辦節慶聚會、端午節包糉子活動(見圖32)、中秋月餅DIY活動(見圖33)及抽獎等</p> <p>During the Review Period, the Group has sponsored the following programs of JCI Apex: 於回顧期間，本集團贊助了晉峰青年商會以下活動：</p> <ul style="list-style-type: none"> • "Corporate Clinic ESG Activity Series", including: 'Corporate Visit: Foodpanda' and seminars on 'ESG Strategies and Green Finance', 'Corporate Development and Social Responsibility', (See Figure 34) 'Corporate Governance and Corporate Culture', among others 「企業杏林ESG」活動系列，包括：「企業探訪：Foodpanda」、「ESG攻略及綠色金融」、「企業發展與社會責任」(見圖34)和「公司管治與企業文化」等講座 | <p>Provide employment and business opportunities to a wide range of stakeholders and indirect build wealth in local community 為廣大持份者提供就業及商業機會，並在當地社區間接積累財富</p> |

ENVIRONMENTAL, SOCIAL AND GOVERNANCE REPORT (CONT'D)

環境、社會及管治報告 (續)

| Goal 目標 | Potential impact 潛在影響 | The Group's status 本集團狀況 | Future direction 未來方向 |
|---|---|---|--|
|  <p>12 RESPONSIBLE CONSUMPTION AND PRODUCTION</p> <p>Responsible Consumption and Production 負責任消費和生產</p> | <p>Ensure the sustainable use and management of resources 確保資源的可持續使用及有效管理</p> | <p>The Group has incorporated elements promoting the United Nations Sustainable Development Goals in the Sports Fun Day. (See Figure 35) 本集團於員工活動「FUN肆大作戰」趣味運動會，加入宣傳聯合國可持續發展目標的元素(見圖35)</p> <p>During the Review Period, the Group has sponsored the following programs of JCI Apex: 於回顧期間，本集團贊助了晉峰青年商會以下活動：</p> <ul style="list-style-type: none"> ESG Corporate Visit (School Uniform Fabric Antibacterial Coating Treatment Factory) (See Figure 36) ESG企業參觀(校服布料抗菌塗層處理工廠)(見圖36) | <p>Facilitate employee participation in the promotion of sustainable development through various means 透過不同渠道，鼓勵僱員參與，以推動可持續發展</p> |
|  <p>13 CLIMATE ACTION</p> <p>Climate Action 氣候行動</p> | <p>Monitor and reduce the CO2 emissions generated from the use of resources and product manufacturing 監督及減少在使用資源及產品生產過程中產生的二氧化碳排放</p> | <p>During the Review Period, the Group has co-organised the following visiting programs with JCI Apex: 於回顧期間，本集團與晉峰青年商會合辦以下參觀活動：</p> <ul style="list-style-type: none"> CLP Pulse (See Figure 37) 中電鐘樓文化館(圖37) Nina Park (See Figure 38) 如心園(圖38) | <p>Explore other means to contribute more to the environment and strive to facilitate the building of a healthy and sustainable society in the future 尋求其他途徑以加強對環境的貢獻，並致力促進健康及可持續社會的未來發展</p> |
|  <p>17 PARTNERSHIPS FOR THE GOALS</p> <p>Partnerships for the goals 促進目標實現的夥伴關係</p> | <p>Partner with nonprofit organisations to contribute to the local community 與非牟利機構合作為當地社區作出貢獻</p> | <p>The Group has established long-term strategic partnership with non-profit organisations to create shared value for the betterment of community 本集團已與非牟利機構建立長遠戰略夥伴關係，為改善社區創造共享價值</p> <p>During the Review Period, the Group has participated in/sponsored the following programs: 於回顧期間，本集團參與/贊助了以下活動：</p> <ul style="list-style-type: none"> "Skip Lunch Day 2024" of the Community Chest of Hong Kong 香港公益金：公益行善「折」食日2024 "Anti-Corruption and Ethics Training" of the Independent Commission Against Corruption 廉政公署：「誠信與反貪講座」 "World Sight Day 2024" of the Orbis 奧比斯：「世界視覺日2024」 "Anti-Fraud Seminar" and "The Greater Bay Area Anti-Fraud Slogan Design Contest" of the "Apexperiment – Scammers and Where To Find Them" program of JCI Apex (See Figure 39) 晉峰青年商會社會：「時事實驗室之欺詐者瞞」(圖39)工作計劃的「防騙你要知講座」及「大灣區防騙標語創作比賽」 | <p>Extend and deepen partnerships with non-profit organizations and identify more community investment projects that create shared value 延續和深化與非牟利機構的合作關係，並識別更多可創造共享價值的社區投資項目</p> |

ENVIRONMENTAL, SOCIAL AND GOVERNANCE REPORT (CONT'D)

環境、社會及管治報告 (續)

Figure 29: International Mental Health Survey Press Conference

圖29：國際精神健康問卷調查發佈會



Figure 30: Laughter Yoga Workshop

圖30：大笑瑜珈工作坊



Figure 31: Leadership Training

圖31：領導力培訓



Figure 32: Dragon Boat Festival Rice Dumpling Making Program

圖32：端午節包糉子活動



Figure 33: Mid-Autumn Festival Mooncake DIY Program

圖33：中秋月餅DIY活動



Figure 34: Seminar on Corporate Development and Social Responsibility

圖34：企業發展與社會責任講座



ENVIRONMENTAL, SOCIAL AND GOVERNANCE REPORT (CONT'D)

環境、社會及管治報告 (續)

Figure 35: Sports Fun Day
圖35：FUN肆大作戰趣味運動會



Figure 36: ESG Corporate Visit
圖36：ESG企業參觀



Figure 37 CLP Pulse
圖37：中電鐘樓文化館



Figure 38: Nina Park
圖38：如心園



Figure 39: "Apexperiment – Scammers and Where To Find Them"
圖39：時事實驗室之欺詐者瞞



ENVIRONMENTAL, SOCIAL AND GOVERNANCE REPORT (CONT'D)

環境、社會及管治報告 (續)

Environmental performance indicators

環境績效指標

Aspect A1: Emissions

層面A1：排放物

| | | Year ended 31.12.2024 截至2024年 12月31日 止年度 | Nine months ended 31.12.2023 截至2023年 12月31日 止九個月 | Stock Exchange ESG Reporting Code KPI 聯交所環境、 社會及管治報告 守則關鍵績效 指標 |
|---|--|--|---|--|
| Performance indicator | 績效指標 | | | |
| Emissions | 排放物 | | | |
| Total NOx emissions (kg) | 氮氧化物總排放 (公斤) | 39,366 | 30,259 | A1.1 |
| Total SOx emissions (kg) | 硫氧化物總排放 (公斤) | 1,101 | 0,711 | A1.1 |
| Total PM emissions (kg) | 顆粒物總排放 (公斤) | 2,371 | 1,865 | A1.1 |
| Total GHG emissions – Scope 1 (kg) | 溫室氣體總排放 – 範圍1 (公斤) | 191,729 | 122,265 | A1.2 |
| Total GHG emissions – Scope 2 (kg) | 溫室氣體總排放 – 範圍2 (公斤) | 45,480,951 | 28,673,747 | A1.2 |
| Total GHG emissions – Scope 3 (kg) | 溫室氣體總排放 – 範圍3 (公斤) | 223,088 | 124,450 | A1.2 |
| Hazardous waste | 有害廢棄物 | | | |
| Mineral oil contaminated waste rags, organic solvents contaminated waste rags, used containers for chemical materials, wire-drawing lubricants and waste batteries (kg) | 礦物油污染廢棄布料、有機溶劑污染廢棄布料、已使用化學材料容器、拉絲潤滑劑及廢棄電池 (公斤) | 30,246 | 16,462 | A1.3 |
| Non-hazardous waste | 無害廢棄物 | | | |
| Industrial wastes | 工業廢棄物 | | | |
| Metal, iron, plastic, waste wires, etc (kg) | 金屬、鋼鐵、塑膠、廢線等 (公斤) | 1,461,808 | 1,095,135 | A1.4 |
| Waste woven bags and pallets (kg) | 廢編織袋及卡板 (公斤) | 15,644 | 37,159 | A1.4 |
| Cardboards (kg) | 紙板箱 (公斤) | 142,283 | 144,383 | A1.4 |
| Used A3 and A4 papers (kg) | 已使用的A3及A4紙 (公斤) | 12,207 | 7,684 | A1.4 |
| Used toner cartridges (kg) | 已使用的碳粉盒 (公斤) | 2,139 | 1,671 | A1.4 |
| Used paper towels (kg) | 已使用的紙巾 (公斤) | 9,411 | 6,255 | A1.4 |

Aspect A2: Use of resources

層面A2：資源使用

| | | Year ended 31.12.2024 截至2024年 12月31日 止年度 | Nine months ended 31.12.2023 截至2023年 12月31日 止九個月 | Stock Exchange ESG Reporting Code KPI 聯交所環境、 社會及管治報告 守則關鍵績效 指標 |
|--|---------------|--|---|--|
| Performance indicator | 績效指標 | | | |
| Type of electricity consumption | 電力消耗類型 | | | |
| Non-renewable fuel (kWh) | 不可再生能源 (千瓦時) | 1,211,499 | 828,215 | A2.1 |
| Renewable energy (kWh) | 可再生能源 (千瓦時) | 4,289,514 | 3,529,817 | A2.1 |
| Purchase of energy (kWh) | 購買能源 (千瓦時) | 59,038,625 | 36,816,381 | A2.1 |
| Water consumption | 耗水量 | | | |
| Region | 地區 | | | |
| – PRC (cubic metres) | – 中國 (立方米) | 580,822 | 315,011 | A2.2 |
| – HK (cubic metres) | – 香港 (立方米) | 68 | 41 | A2.2 |
| – Mexico (cubic metres) | – 墨西哥 (立方米) | 375 | – | A2.2 |
| – Japan (cubic metres) | – 日本 (立方米) | 598 | – | A2.2 |
| Packaging materials | 包裝材料 | | | |
| Total packaging materials (kg) | 包裝材料總量 (公斤) | 4,373,458 | 2,740,951 | A2.5 |

ENVIRONMENTAL, SOCIAL AND GOVERNANCE REPORT (CONT'D)

環境、社會及管治報告 (續)

Social performance indicators

社會績效指標

Aspect B1: Employment

層面B1：僱傭

| | | Year ended 31.12.2024 截至2024年 12月31日 止年度 | Nine months ended 31.12.2023 截至2023年 12月31日 止九個月 | Stock Exchange ESG Reporting Code KPI 聯交所環境、 社會及管治報告 守則關鍵績效 指標 |
|--|--------------|--|---|--|
| Performance indicator | 績效指標 | | | |
| Number of employees as at 31.12 | 於12月31日的僱員人數 | | | |
| Gender: | 性別： | | | |
| – Male | – 男性 | 2,674 | 2,297 | B1.1 |
| – Female | – 女性 | 3,357 | 3,089 | B1.1 |
| Age | 年齡 | | | |
| – < 30 | – 30歲以下 | 2,487 | 2,149 | B1.1 |
| – 30 – 50 | – 30至50歲 | 3,379 | 3,099 | B1.1 |
| – > 50 | – 50歲以上 | 165 | 138 | B1.1 |
| Region | 地區 | | | |
| – PRC | – 中國 | 5,891 | 5,330 | B1.1 |
| – HK | – 香港 | 49 | 46 | B1.1 |
| – Overseas | – 海外 | 91 | 10 | B1.1 |
| Employee turnover | 僱員流失率 | 8.0% | 5.8% | B1.2 |

Aspect B2: Health and safety

層面B2：健康與安全

| | | Year ended 31.12.2024 截至2024年 12月31日 止年度 | Nine months ended 31.12.2023 截至2023年 12月31日 止九個月 | Stock Exchange ESG Reporting Code KPI 聯交所環境、 社會及管治報告 守則關鍵績效 指標 |
|---|-------------|--|---|--|
| Performance indicator | 績效指標 | | | |
| Number of work injuries | 工傷數字 | 14 | 5 | B2.1 |
| Rate of work injury (per thousand employees) | 工傷率 (每千名僱員) | 2.32 | 0.9 | B2.1 |

ENVIRONMENTAL, SOCIAL AND GOVERNANCE REPORT (CONT'D)

環境、社會及管治報告 (續)

Aspect B3: Development and training

層面B3：發展及培訓

| | | Year ended 31.12.2024 截至2024年 12月31日 止年度 | Nine months ended 31.12.2023 截至2023年 12月31日 止九個月 | Stock Exchange ESG Reporting Code KPI 聯交所環境、 社會及管治報告 守則關鍵績效 指標 |
|--|----------------------|--|---|--|
| Performance indicator | 績效指標 | | | |
| Percentage of employees trained | 受訓僱員所佔百分比 | | | |
| Gender | 性別 | | | |
| – Male | – 男性 | 46% | 46% | B3.1 |
| – Female | – 女性 | 54% | 54% | B3.1 |
| Employee category | 僱員類別 | | | |
| – Managers or above | – 經理或以上 | 3% | 3% | B3.1 |
| – Supervisors and general staff | – 主管及一般僱員 | 11% | 12% | B3.1 |
| – Workers | – 工人 | 86% | 85% | B3.1 |
| Average training hours completed per employee | 每名僱員完成受訓的平均時數 | | | |
| Gender | 性別 | | | |
| – Male | – 男性 | 29 | 27 | B3.2 |
| – Female | – 女性 | 30 | 25 | B3.2 |
| Employee category | 僱員類別 | | | |
| – Managers or above | – 經理或以上 | 20 | 30 | B3.2 |
| – Supervisors and general staff | – 主管及一般僱員 | 33 | 30 | B3.2 |
| – Workers | – 工人 | 30 | 25 | B3.2 |

Aspect B5: Supply Chain Management

層面B5：供應鏈管理

| | | Year ended 31.12.2024 截至2024年 12月31日 止年度 | Nine months ended 31.12.2023 截至2023年 12月31日 止九個月 | Stock Exchange ESG Reporting Code KPI 聯交所環境、 社會及管治報告 守則關鍵績效 指標 |
|--|----------------------|--|---|--|
| Performance indicator | 績效指標 | | | |
| Number of critical suppliers by geographical region | 按地區劃分的重要供應商數目 | | | |
| By region | 按地區劃分 | | | |
| – PRC | – 中國 | 27 | 21 | B5.1 |
| – Hong Kong | – 香港 | 9 | 6 | B5.1 |
| – Singapore | – 新加坡 | 4 | 3 | B5.1 |
| – Taiwan | – 台灣 | 3 | – | B5.1 |
| – Macau | – 澳門 | 1 | 1 | B5.1 |
| – United States | – 美國 | 1 | 1 | B5.1 |

INDEPENDENT AUDITOR'S REPORT

獨立核數師報告



Tel : +852 2218 8288
Fax: +852 2815 2239
www.bdo.com.hk

25th Floor Wing On Centre
111 Connaught Road Central
Hong Kong

電話 : +852 2218 8288
傳真 : +852 2815 2239
www.bdo.com.hk

香港干諾道中111號
永安中心25樓

TO THE SHAREHOLDERS OF TIME INTERCONNECT TECHNOLOGY LIMITED
(incorporated in the Cayman Islands with limited liability)

致匯聚科技有限公司股東
(於開曼群島註冊成立之有限公司)

OPINION

We have audited the consolidated financial statements of Time Interconnect Technology Limited (the "Company") and its subsidiaries (together the "Group") set out on pages 99 to 171, which comprise the consolidated statement of financial position as at 31 December 2024, and the consolidated statement of profit or loss and other comprehensive income, the consolidated statement of changes in equity and the consolidated statement of cash flows for the year then ended, and notes to the consolidated financial statements, including material accounting policy information.

In our opinion, the consolidated financial statements give a true and fair view of the consolidated financial position of the Group as at 31 December 2024, and of its consolidated financial performance and its consolidated cash flows for the year then ended in accordance with Hong Kong Financial Reporting Standards issued by the Hong Kong Institute of Certified Public Accountants ("HKICPA") and have been properly prepared in compliance with the Hong Kong Companies Ordinance.

BASIS FOR OPINION

We conducted our audit in accordance with Hong Kong Standards on Auditing ("HKSA") issued by the HKICPA. Our responsibilities under those standards are further described in the "Auditor's Responsibilities for the Audit of the Consolidated Financial Statements" section of our report. We are independent of the Group in accordance with the HKICPA's "Code of Ethics for Professional Accountants" (the "Code"), and we have fulfilled our other ethical responsibilities in accordance with the Code. We believe that the audit evidence we have obtained is sufficient and appropriate to provide a basis for our opinion.

KEY AUDIT MATTERS

Key audit matters are those matters that, in our professional judgment, were of most significance in our audit of the consolidated financial statements of the current period. These matters were addressed in the context of our audit of the consolidated financial statements as a whole, and in forming our opinion thereon, and we do not provide a separate opinion on these matters.

意見

本核數師(以下簡稱「我們」)已審計載列於第99至171頁的匯聚科技有限公司(「貴公司」)及其附屬公司(統稱為「貴集團」)的綜合財務報表,其中包括於2024年12月31日的綜合財務狀況表與截至該日止年度的綜合損益及其他全面收益表、綜合權益變動表及綜合現金流量表,以及綜合財務報表附註,包括主要會計政策資料。

我們認為,綜合財務報表已根據香港會計師公會(「香港會計師公會」)頒佈的《香港財務報告準則》真實而中肯地反映了貴集團於2024年12月31日的綜合財務狀況及截至該日止年度的綜合財務表現及綜合現金流量,並已遵照香港《公司條例》妥為擬備。

意見的基礎

我們已根據香港會計師公會頒佈的《香港審計準則》(「《香港審計準則》」)進行審計。我們在該等準則下承擔的責任已在本報告「核數師就審計綜合財務報表承擔的責任」一節中作進一步闡述。根據香港會計師公會頒佈的《專業會計師道德守則》(「守則」),我們獨立於貴集團,並已履行守則中的其他道德責任。我們相信,我們所獲得的審計憑證能充足及適當地為我們的審計意見提供基礎。

關鍵審計事項

關鍵審計事項是根據我們的專業判斷,認為對本期綜合財務報表的審計最為重要的事項。這些事項是在我們審計整體綜合財務報表及出具意見時進行處理的。我們不會對這些事項提供單獨的意見。

INDEPENDENT AUDITOR'S REPORT (CONT'D)

獨立核數師報告 (續)

KEY AUDIT MATTERS (continued)

Key audit matter

Valuation of right-of-use assets and property, plant and equipment measured at revaluation model

We identified the valuation of right-of-use assets and property, plant and equipment measured at revaluation model as a key audit matter due to the inherent level of subjective judgements and complex estimates required in determining the revalued amounts.

The Group's leasehold land (included under right-of-use assets) and buildings (included under property, plant and equipment) located in the People's Republic of China (the "Land and Buildings") are accounted for using revaluation model. As at 31 December 2024, the carrying amount of the Group's Land and Buildings under revaluation model are HK\$232,135,000 (included in right-of-use assets) and HK\$240,142,000 (included under property, plant and equipment) respectively, which represented 5% and 5% of the Group's total assets, respectively. The resulting net revaluation loss of HK\$19,084,000, comprising the revaluation gain of HK\$2,417,000 arising from property, plant and equipment and revaluation loss of HK\$21,501,000 arising from right-of-use assets, has been debited to the other comprehensive income and the resulting net revaluation loss of HK\$11,877,000, comprising the revaluation loss of HK\$1,257,000 arising from property, plant and equipment and revaluation loss of HK\$10,620,000 arising from right-of-use assets, has been debited to the profit and loss for the year ended 31 December 2024.

As further disclosed in notes 4, 15 and 16 to the consolidated financial statements, in estimating the fair value of these Land and Buildings, the Group engaged an independent qualified valuer (the "Valuer"), to carry out the valuation. The management of the Group provided information to the Valuer and the Valuer established and determined the appropriate technique and inputs to the valuation model. The significant unobservable input of the approach is the adjusted price per square metre of comparable properties. Changes in the comparable properties adopted may result in a significant increase or decrease in fair value.

Our procedures in relation to the management's valuation of the Land and Buildings at measured revaluation model included:

- evaluating the competence, capability, and objectivity of the Valuer;
- obtaining an understanding from the Valuer about the valuation methodology, significant unobservable inputs and data used in the valuations;
- assessing the reasonableness of the price per square metre of comparable properties and information used by the Valuer and management of the Group in the valuation model, including adjustment factors for locations and conditions of the properties, in order to assess the appropriateness of these inputs and comparing the comparable properties adopted with fair market unit price; and
- checking the mathematical accuracy of the valuation calculations.

關鍵審計事項 (續)

關鍵審計事項

按重估模式估值使用權資產及物業、廠房及設備

由於在釐定重估金額時涉及固有的主觀判斷及複雜估計，我們將按重估模式計量使用權資產及物業、廠房及設備的估值識別為關鍵審計事項。

貴集團位於中華人民共和國的租賃土地（計入使用權資產）及樓宇（計入物業、廠房及設備）（「土地及樓宇」）乃採用重估模式入賬。於2024年12月31日，貴集團按重估模式估值的土地及樓宇的賬面值分別為232,135,000港元（計入使用權資產）及240,142,000港元（計入物業、廠房及設備），分別佔貴集團總資產5%及5%。截至2024年12月31日止年度，包括來自物業、廠房及設備的重估收益2,417,000港元及來自使用權資產的重估虧損21,501,000港元所產生的淨重估虧損19,084,000港元，已計入其他全面收益，而包括來自物業、廠房及設備的重估虧損1,257,000港元及來自使用權資產的重估虧損10,620,000港元所產生的淨重估虧損11,877,000港元，已自損益中扣除。

誠如綜合財務報表附註4、15及16進一步披露，於估計該等土地及樓宇之公平值時，貴集團已委聘獨立合資格估值師（「估值師」）進行估值。貴集團管理層向估值師提供資料，而估值師確立及釐定適用於估值模式的技術及輸入數據。該方法之重大不可觀察輸入數據為可資比較物業的每平方米的經調整價格。所採用可資比較物業的變動可導致公平值大幅上升或下降。

我們就管理層按重估模式計量對土地及樓宇估值進行的程序包括：

- 評估估值師的資格、能力及客觀程度；
- 向估值師了解估值方法、重大不可觀察輸入數據及估值時所採用的數據；
- 評估估值師及貴集團管理層於估值模式所用可資比較物業的每平方米價格及資料（包括就物業位置及狀況作出的調整因素）的合理性，以評估該等輸入數據的合適性，並按公平市場單位價格與所採用可資比較物業進行比較；及
- 檢查估值計算的算術準確性。

INDEPENDENT AUDITOR'S REPORT (CONT'D)

獨立核數師報告 (續)

OTHER INFORMATION IN THE ANNUAL REPORT

The directors are responsible for the other information. The other information comprises the information included in the Company's annual report, but does not include the consolidated financial statements and our auditor's report thereon.

Our opinion on the consolidated financial statements does not cover the other information and we do not express any form of assurance conclusion thereon.

In connection with our audit of the consolidated financial statements, our responsibility is to read the other information and, in doing so, consider whether the other information is materially inconsistent with the consolidated financial statements or our knowledge obtained in the audit or otherwise appears to be materially misstated. If, based on the work we have performed, we conclude that there is a material misstatement of this other information, we are required to report that fact. We have nothing to report in this regard.

DIRECTORS' RESPONSIBILITIES FOR THE CONSOLIDATED FINANCIAL STATEMENTS

The directors are responsible for the preparation of the consolidated financial statements that give a true and fair view in accordance with Hong Kong Financial Reporting Standards issued by the HKICPA and the Hong Kong Companies Ordinance, and for such internal control as the directors determine is necessary to enable the preparation of consolidated financial statements that are free from material misstatement, whether due to fraud or error.

In preparing the consolidated financial statements, the directors are responsible for assessing the Group's ability to continue as a going concern, disclosing, as applicable, matters related to going concern and using the going concern basis of accounting unless the directors either intend to liquidate the Group or to cease operations, or have no realistic alternative but to do so.

The directors are also responsible for overseeing the Group's financial reporting process. The Audit Committee assists the directors in discharging their responsibility in this regard.

AUDITOR'S RESPONSIBILITIES FOR THE AUDIT OF THE CONSOLIDATED FINANCIAL STATEMENTS

Our objectives are to obtain reasonable assurance about whether the consolidated financial statements as a whole are free from material misstatement, whether due to fraud or error, and to issue an auditor's report that includes our opinion. This report is made solely to you, as a body, in accordance with the terms of our engagement, and for no other purpose. We do not assume responsibility towards or accept liability to any other person for the contents of this report.

Reasonable assurance is a high level of assurance, but is not a guarantee that an audit conducted in accordance with HKSAs will always detect a material misstatement when it exists. Misstatements can arise from fraud or error and are considered material if, individually or in the aggregate, they could reasonably be expected to influence the economic decisions of users taken on the basis of these consolidated financial statements.

As part of an audit in accordance with HKSAs, we exercise professional judgement and maintain professional skepticism throughout the audit. We also:

- identify and assess the risks of material misstatement of the consolidated financial statements, whether due to fraud or error, design and perform audit procedures responsive to those risks, and obtain audit evidence that is sufficient and appropriate to provide a basis for our opinion. The risk of not detecting a material misstatement resulting from fraud is higher than for one resulting from error, as fraud may involve collusion, forgery, intentional omissions, misrepresentations, or the override of internal control.

年報內的其他資料

董事需對其他資料負責。其他資料包括刊載於貴公司年報內的資料，但不包括年報內的綜合財務報表及我們的核數師報告。

我們對綜合財務報表的意見並不涵蓋其他資料，我們亦不對該等其他資料發表任何形式的鑒證結論。

結合我們對綜合財務報表的審計，我們的責任是閱讀其他資料，在此過程中，考慮其他資料是否與綜合財務報表或我們在審計過程中所了解的情況存在重大抵觸或者似乎存在重大錯誤陳述的情況。基於我們已執行的工作，如果我們認為其他資料存在重大錯誤陳述，我們需要報告該事實。在這方面，我們沒有任何報告。

董事就綜合財務報表須承擔的責任

董事須負責根據香港會計師公會頒佈的《香港財務報告準則》及香港《公司條例》擬備真實而中肯的綜合財務報表，並對其認為使綜合財務報表的擬備不存在由於欺詐或錯誤而導致的重大錯誤陳述所需的內部控制負責。

在擬備綜合財務報表時，董事負責評估貴集團持續經營的能力，並在適用情況下披露與持續經營有關的事項，以及使用持續經營為會計基礎，除非董事有意將貴集團清盤或停止經營，或別無其他實際的替代方案。

董事亦須負責監督貴集團的財務報告過程。就此而言，審核委員會協助董事履行其責任。

核數師就審計綜合財務報表承擔的責任

我們的目標，是對綜合財務報表整體是否存在由於欺詐或錯誤而導致的重大錯誤陳述取得合理保證，並按照委聘條款僅向全體股東出具包括我們意見的核數師報告。除此以外，我們的報告不可用作其他用途。我們不會就本報告的內容對任何其他人士承擔或接受任何責任。

合理保證是高水準的保證，但不能保證按照《香港審計準則》進行的審計，在某一重大錯誤陳述存在時總能發現。錯誤陳述可以由欺詐或錯誤引起，如果合理預期它們單獨或匯總起來可能影響綜合財務報表使用者依賴綜合財務報表所作出的經濟決定，則有關的錯誤陳述可被視作重大。

在根據《香港審計準則》進行審計的過程中，我們運用了專業判斷，保持了專業懷疑態度。我們亦：

- 識別和評估由於欺詐或錯誤而導致綜合財務報表存在重大錯誤陳述的風險，設計及執行審計程序以應對該等風險，以及獲取充足和適當的審計憑證，作為我們意見的基礎。由於欺詐可能涉及串謀、偽造、蓄意遺漏、虛假陳述，或凌駕於內部控制之上，因此未能發現因欺詐而導致的重大錯誤陳述的風險高於未能發現因錯誤而導致的重大錯誤陳述的風險。

INDEPENDENT AUDITOR'S REPORT (CONT'D)

獨立核數師報告 (續)

AUDITOR'S RESPONSIBILITIES FOR THE AUDIT OF THE CONSOLIDATED FINANCIAL STATEMENTS (continued)

- obtain an understanding of internal control relevant to the audit in order to design audit procedures that are appropriate in the circumstances, but not for the purpose of expressing an opinion on the effectiveness of the Group's internal control.
- evaluate the appropriateness of accounting policies used and the reasonableness of accounting estimates and related disclosures made by the directors.
- conclude on the appropriateness of the directors' use of the going concern basis of accounting and, based on the audit evidence obtained, whether a material uncertainty exists related to events or conditions that may cast significant doubt on the Group's ability to continue as a going concern. If we conclude that a material uncertainty exists, we are required to draw attention in our auditor's report to the related disclosures in the consolidated financial statements or, if such disclosures are inadequate, to modify our opinion. Our conclusions are based on the audit evidence obtained up to the date of our auditor's report. However, future events or conditions may cause the Group to cease to continue as a going concern.
- evaluate the overall presentation, structure and content of the consolidated financial statements, including the disclosures, and whether the consolidated financial statements represent the underlying transactions and events in a manner that achieves fair presentation.
- plan and perform the group audit to obtain sufficient appropriate audit evidence regarding the financial information of the entities or business units within the group as a basis for forming an opinion on the group financial statements. We are responsible for the direction, supervision and review of the work performed for the purposes of the group audit. We remain solely responsible for our audit opinion.

We communicate with the Audit Committee regarding, among other matters, the planned scope and timing of the audit and significant audit findings, including any significant deficiencies in internal control that we identify during our audit.

We also provide the Audit Committee regarding with a statement that we have complied with relevant ethical requirements regarding independence, and to communicate with them all relationships and other matters that may reasonably be thought to bear on our independence, and where applicable, actions taken to eliminate threats or safeguards applied.

From the matters communicated with the directors, we determine those matters that were of most significance in the audit of the consolidated financial statements of the current period and are therefore the key audit matters. We describe these matters in our auditor's report unless law or regulation precludes public disclosure about the matter or when, in extremely rare circumstances, we determine that a matter should not be communicated in our report because the adverse consequences of doing so would reasonably be expected to outweigh the public interest benefits of such communication.

BDO Limited
Certified Public Accountants
Lau Kin Tat, Terry
Practising Certificate no.: P07676

Hong Kong, 28 March 2025

核數師就審計綜合財務報表承擔的責任 (續)

- 了解與審計相關的內部控制，以設計適當的審計程序，但目的並非對 貴集團內部控制的成效發表意見。
- 評價董事所採用會計政策的恰當性及作出會計估計和相關披露的合理性。
- 對董事採用持續經營會計基礎的恰當性作出結論。根據所獲取的審計憑證，確定是否存在與事項或情況有關的重大不確定性，從而可能導致對 貴集團的持續經營能力產生重大疑慮。如果我們認為存在重大不確定性，則有必要在核數師報告中提請使用者注意綜合財務報表中的相關披露。假若有關的披露不足，則我們應當發表非無保留意見。我們的結論是基於核數師報告日止所取得的審計憑證。然而，未來事項或情況可能導致貴集團不能持續經營。
- 評價綜合財務報表的整體列報方式、結構和內容，包括披露，以及綜合財務報表是否中肯反映相關交易和事項。
- 籌劃及執行集團審計，以就集團內實體或業務單位財務信息獲取充足、適當的審計憑證，作為構成集團財務報表的意見基礎。就集團審計而言，我們負責所執行工作的方向、監督和檢視。我們為審計意見承擔全部責任。

除其他事項外，我們與審核委員會溝通了計劃的審計範圍、時間安排、重大審計發現等，包括我們在審計中識別出內部控制的任何重大缺陷。

我們還向審核委員會提交聲明，說明我們已符合有關獨立性的相關道德要求，並與他們溝通有可能合理地被認為會影響我們獨立性的所有關係和其他事項，以及在適用的情況下，為消除威脅而採取的行動或應用的防範措施。

從與董事溝通的事項中，我們確定哪些事項對本期綜合財務報表的審計最為重要，因而構成關鍵審計事項。我們在核數師報告中描述這些事項，除非法律法規不允許公開披露這些事項，或在極端罕見的情況下，如果合理預期在我們報告中溝通某事項造成的負面後果超過產生的公眾利益，我們決定不應在報告中溝通該事項。

香港立信德豪會計師事務所有限公司
執業會計師
劉健達
執業證書號碼：P07676

香港，2025年3月28日

CONSOLIDATED STATEMENT OF PROFIT OR LOSS AND OTHER COMPREHENSIVE INCOME

綜合損益及其他全面收益表

FOR THE YEAR ENDED 31 DECEMBER 2024 截至2024年12月31日止年度

| | | | Year ended 31.12.2024 截至2024年 12月31日 止年度 HK\$'000 千港元 | Nine months ended 31.12.2023 截至2023年 12月31日 止九個月 HK\$'000 千港元 |
|--|-------------|--------------------------------|---|--|
| | NOTES 附註 | | | |
| Revenue | | 收益 | 7,388,751 | 4,826,252 |
| Cost of goods sold | 6 | 售出貨品成本 | (6,310,137) | (4,146,343) |
| Gross profit | | 毛利 | 1,078,614 | 679,909 |
| Other income | 7 | 其他收入 | 41,266 | 50,450 |
| Other gains and losses | 8 | 其他收益及虧損 | 10,952 | (28,620) |
| Loss on revaluation of property, plants and equipment, and right-of-use assets, net | | 物業、廠房及設備及使用權資產重估虧損淨額 | | |
| Impairment losses under expected credit loss ("ECL") on trade receivables | 15 | 貿易應收款項之預期信貸虧損(「預期信貸虧損」)項下之減值虧損 | (11,877) | (2,389) |
| Gain on bargain purchase on acquisition of a subsidiary | 10 | 收購一間附屬公司的議價購買收益 | (643) | (1,331) |
| Distribution and selling expenses | 40 | 分銷及銷售開支 | 397 | – |
| Administrative expenses | | 行政開支 | (76,564) | (48,114) |
| Professional fees and costs relating to acquisition of business | | 有關收購業務的專業費用及成本 | (197,073) | (123,208) |
| Research and development expenses | | 研發開支 | (2,522) | – |
| Share results of associates, net | | 分佔聯營公司業績淨額 | (232,928) | (95,655) |
| Finance costs | | 融資成本 | (648) | – |
| Profit before taxation | 9 | 除稅前溢利 | (73,243) | (88,579) |
| Taxation | 10 | 稅項 | 535,731 | 342,463 |
| Profit for the year/period | 12 | 年／期內溢利 | (85,230) | (64,856) |
| Other comprehensive income (expense) | | 其他全面收益(開支) | 450,501 | 277,607 |
| Items that will not be reclassified to profit or loss: | | 不予重新分類至損益的項目： | | |
| (Loss) gain on revaluation of right-of-use assets and property, plant and equipment | | 使用權資產及物業、廠房及設備重估(虧損)收益 | (19,084) | 10,198 |
| Deferred tax arising from revaluation of right-of-use assets and property, plant and equipment | | 使用權資產及物業、廠房及設備重估產生的遞延稅項 | 4,875 | (2,553) |
| Items that may be reclassified subsequently to profit or loss: | | 其後可能重新分類至損益的項目： | | |
| Realisation of exchange reserve upon deregistration of subsidiaries | | 註銷附屬公司時變現匯兌儲備 | (27) | – |
| Exchange differences arising on translating financial statements of foreign operations | | 海外業務財務報表匯率換算時出現的匯兌差額 | (44,518) | (55,185) |
| Other comprehensive expense for the year/period | | 年／期內其他全面開支 | (58,754) | (47,540) |
| Total comprehensive income for the year/period | | 年／期內全面收益總額 | 391,747 | 230,067 |
| Profit for the year/period attributable to: | | 下列人士應佔年／期內溢利： | | |
| Owners of the Company | | 本公司擁有人 | 450,872 | 277,144 |
| Non-controlling interests | | 非控股權益 | (371) | 463 |
| | | | 450,501 | 277,607 |
| Total comprehensive income for the year/period attributable to: | | 下列人士應佔年／期內全面收益總額： | | |
| Owners of the Company | | 本公司擁有人 | 392,402 | 229,962 |
| Non-controlling interests | | 非控股權益 | (655) | 105 |
| | | | 391,747 | 230,067 |
| Earnings per share | | 每股盈利 | | |
| – Basic (HK cents) | 13 | – 基本(港仙) | 23.16 | 14.24 |
| – Diluted (HK cents) | | – 攤薄(港仙) | 22.66 | 14.24 |

CONSOLIDATED STATEMENT OF FINANCIAL POSITION

綜合財務狀況表

AT 31 DECEMBER 2024 於2024年12月31日

| | | NOTES 附註 | 31.12.2024 HK\$'000 千港元 | 31.12.2023 HK\$'000 千港元 |
|--|-----------------|-------------|-------------------------------|-------------------------------|
| Non-current assets | 非流動資產 | | | |
| Property, plant and equipment | 物業、廠房及設備 | 15 | 920,146 | 872,553 |
| Right-of-use assets | 使用權資產 | 16 | 281,139 | 332,100 |
| Intangible assets | 無形資產 | 17 | 458 | – |
| Deposits paid for acquisition of property, plant and equipment | 就收購物業、廠房及設備已付按金 | | 29,707 | 11,175 |
| Associates | 聯營公司 | 18 | 10,685 | – |
| Rental deposits | 租賃按金 | | 2,537 | 2,167 |
| | | | 1,244,672 | 1,217,995 |
| Current assets | 流動資產 | | | |
| Inventories | 存貨 | 19 | 1,391,133 | 1,310,287 |
| Derivative financial instrument | 衍生金融工具 | | 10,231 | – |
| Trade and other receivables | 貿易及其他應收款項 | 20 | 1,761,688 | 2,313,745 |
| Contract assets | 合約資產 | 21 | 66,560 | 20,279 |
| Taxation recoverable | 可收回稅項 | | 3,674 | 4,239 |
| Pledged bank deposits | 已抵押銀行存款 | 22 | 124,403 | 957,902 |
| Bank balances and cash | 銀行結餘及現金 | 22 | 425,848 | 338,013 |
| | | | 3,783,537 | 4,944,465 |
| Current liabilities | 流動負債 | | | |
| Trade and other payables | 貿易及其他應付款項 | 23 | 1,592,123 | 1,635,023 |
| Contract liabilities | 合約負債 | 24 | 76,656 | 30,557 |
| Amounts due to related companies | 應付關連公司款項 | 27 | 13,022 | 6,215 |
| Lease liabilities | 租賃負債 | 25 | 19,441 | 23,083 |
| Taxation payable | 應付稅項 | | 48,250 | 36,448 |
| Bank borrowings | 銀行借款 | 26 | 237,525 | 1,166,575 |
| Loans from related companies | 來自關連公司的貸款 | 27 | 1,147,472 | 1,172,042 |
| Derivative financial instrument | 衍生金融工具 | | – | 5,088 |
| | | | 3,134,489 | 4,075,031 |
| Net current assets | 流動資產淨值 | | 649,048 | 869,434 |
| Total assets less current liabilities | 總資產減流動負債 | | 1,893,720 | 2,087,429 |
| Non-current liabilities | 非流動負債 | | | |
| Lease liabilities | 租賃負債 | 25 | 36,921 | 41,934 |
| Bank borrowings | 銀行借款 | 26 | 5,634 | 80,000 |
| Loans from related companies | 來自關連公司的貸款 | 27 | – | 499,034 |
| Deferred tax liabilities | 遞延稅項負債 | 28 | 71,670 | 91,757 |
| Long service payment obligation | 長期服務金責任 | 29 | 447 | 1,693 |
| | | | 114,672 | 714,418 |
| Net assets | 資產淨值 | | 1,779,048 | 1,373,011 |
| Capital and reserves | 資本及儲備 | | | |
| Share capital | 股本 | 30 | 19,487 | 19,460 |
| Reserves | 儲備 | | 1,746,665 | 1,341,728 |
| Equity attributable to owners of the Company | 本公司擁有人應佔權益 | | 1,766,152 | 1,361,188 |
| Non-controlling interests | 非控股權益 | | 12,896 | 11,823 |
| Total equity | 總權益 | | 1,779,048 | 1,373,011 |

The consolidated financial statements on pages 99 to 171 were approved and authorised for issue by the Board of Directors on 28 March 2025 and are signed on its behalf by:

第99至171頁的綜合財務報表已於2025年3月28日獲董事會批准及授權刊發，並由下列人士代為簽署：

Cua Tin Yin Simon
柯天然
EXECUTIVE DIRECTOR
執行董事

Wong Chi Kuen
黃志權
EXECUTIVE DIRECTOR
執行董事

CONSOLIDATED STATEMENT OF CHANGES IN EQUITY

綜合權益變動表

FOR THE YEAR ENDED 31 DECEMBER 2024 截至2024年12月31日止年度

| | | Attributable to owners of the Company 本公司擁有人應佔 | | | | | | | | | | Non-controlling interests 非控股權益 | Total equity 總權益 |
|--|-------------------------|---|--|--|--|---|---|---|--|--|--------------------------------|------------------------------------|---------------------|
| | | Share capital 股本 HK\$'000 千港元 | Share premium 股份溢價 HK\$'000 千港元 | PRC statutory reserves 中國法定儲備 HK\$'000 千港元 (Note a) (附註a) | Special reserves 特別儲備 HK\$'000 千港元 (Note b) (附註b) | Capital reserve 資本儲備 HK\$'000 千港元 (Note c) (附註c) | Property revaluation reserve 物業重估儲備 HK\$'000 千港元 | Share options reserve 購股權儲備 HK\$'000 千港元 | Translation reserve 匯兌儲備 HK\$'000 千港元 | Accumulated profits 累計溢利 HK\$'000 千港元 | Total 總計 HK\$'000 千港元 | | |
| At 31 December 2023 | 於2023年12月31日 | 19,460 | 323,485 | 113,021 | (642,546) | 44,584 | 224,241 | 16,554 | (14,474) | 1,276,863 | 1,361,188 | 11,823 | 1,373,011 |
| Profit for the year | 年內溢利 | - | - | - | - | - | - | - | - | 450,872 | 450,872 | (371) | 450,501 |
| Loss on revaluation of right-of-use assets and property, plant and equipment | 使用權資產及物業、廠房及設備重估虧損 | - | - | - | - | - | (18,923) | - | - | - | (18,923) | (161) | (19,084) |
| Deferred tax arising from revaluation of right-of-use assets and property, plant and equipment | 使用權資產及物業、廠房及設備重估產生的遞延稅項 | - | - | - | - | - | 4,835 | - | - | - | 4,835 | 40 | 4,875 |
| Exchange differences arising on translating financial statements of foreign operations | 海外業務財務報表匯率換算時出現的匯兌差額 | - | - | - | - | - | - | - | (44,355) | - | (44,355) | (163) | (44,518) |
| Realisation of exchange reserve upon deregistration of subsidiaries | 註銷附屬公司時變現匯兌儲備 | - | - | - | - | - | - | - | (27) | - | (27) | - | (27) |
| Total comprehensive income (expense) for the year | 年內全面收益(開支)總額 | - | - | - | - | - | (14,088) | - | (44,382) | 450,872 | 392,402 | (655) | 391,747 |
| Transfer | 轉撥 | - | - | 29,225 | - | - | - | - | - | (29,225) | - | - | - |
| Dividends declared (note 14) | 已宣派股息(附註14) | - | - | - | - | - | - | - | - | (33,092) | (33,092) | - | (33,092) |
| Acquisition of a subsidiary (note 40) | 收購一間附屬公司(附註40) | - | - | - | - | - | - | - | - | - | - | 1,728 | 1,728 |
| Share options forfeited and transferred to accumulated profits | 已失效並轉撥至累計溢利的購股權 | - | - | - | - | - | - | (106) | - | 106 | - | - | - |
| Exercise of share options | 行使購股權 | 27 | 6,222 | - | - | - | - | (2,045) | - | - | 4,204 | - | 4,204 |
| Recognition of equity-settled share-based payment (note 31) | 按權益結算以股份為基礎的付款之確認(附註31) | - | - | - | - | 9,099 | - | 32,351 | - | - | 41,450 | - | 41,450 |
| At 31 December 2024 | 於2024年12月31日 | 19,487 | 329,707 | 142,246 | (642,546) | 53,683 | 210,153 | 46,754 | (58,856) | 1,665,524 | 1,766,152 | 12,896 | 1,779,048 |
| At 1 April 2023 | 於2023年4月1日 | 19,460 | 323,485 | 85,374 | (642,546) | 37,939 | 216,680 | - | 40,269 | 1,051,691 | 1,132,352 | 11,718 | 1,144,070 |
| Profit for the period | 期內溢利 | - | - | - | - | - | - | - | - | 277,144 | 277,144 | 463 | 277,607 |
| Gain (loss) on revaluation of right-of-use assets and property, plant and equipment | 使用權資產及物業、廠房及設備重估收益(虧損) | - | - | - | - | - | 10,086 | - | - | - | 10,086 | 112 | 10,198 |
| Deferred tax arising from revaluation of right-of-use assets and property, plant and equipment | 使用權資產及物業、廠房及設備重估產生的遞延稅項 | - | - | - | - | - | (2,525) | - | - | - | (2,525) | (28) | (2,553) |
| Exchange differences arising on translating financial statements of foreign operations | 海外業務財務報表匯率換算時出現的匯兌差額 | - | - | - | - | - | - | - | (54,743) | - | (54,743) | (442) | (55,185) |
| Total comprehensive income (expense) for the period | 期內全面收益(開支)總額 | - | - | - | - | - | 7,561 | - | (54,743) | 277,144 | 229,962 | 105 | 230,067 |
| Transfer | 轉撥 | - | - | 27,647 | - | - | - | - | - | (27,647) | - | - | - |
| Dividends declared (note 14) | 已宣派股息(附註14) | - | - | - | - | - | - | - | - | (24,325) | (24,325) | - | (24,325) |
| Recognition of equity-settled share-based payment (note 31) | 按權益結算以股份為基礎的付款之確認(附註31) | - | - | - | - | 6,645 | - | 16,554 | - | - | 23,199 | - | 23,199 |
| At 31 December 2023 | 於2023年12月31日 | 19,460 | 323,485 | 113,021 | (642,546) | 44,584 | 224,241 | 16,554 | (14,474) | 1,276,863 | 1,361,188 | 11,823 | 1,373,011 |

CONSOLIDATED STATEMENT OF CHANGES IN EQUITY (CONT'D)

綜合權益變動表 (續)

FOR THE YEAR ENDED 31 DECEMBER 2024 截至2024年12月31日止年度

Notes:

- (a) The People's Republic of China (the "PRC") statutory reserves are non-distributable and the transfer to these reserves are determined according to the relevant laws in the PRC and by the board of directors of the PRC subsidiaries in accordance with the articles of association of these subsidiaries. They can be used to make up for previous years' losses or convert into additional capital of the PRC subsidiaries of the Company.
- (b) The special reserves represent (i) the amounts arising from group reorganisations in 2017 and 2020 by using merger accounting and (ii) the effects of changes in ownership in certain subsidiaries when there is no change in control.
- (c) The amounts represent (i) deemed capital contribution arising from waiver of current accounts by the group companies in prior years, (ii) deemed capital contribution arising from the cash reimbursed for partial listing expenses by the then ultimate holding company upon public offer and placing.

附註：

- (a) 中華人民共和國（「中國」）法定儲備不可用作分派，而轉撥至該等儲備的款項須按照中國相關法律及由中國附屬公司董事會根據該等附屬公司的組織章程細則釐定。中國法定儲備可用於彌補上年度的虧損或轉撥為本公司中國附屬公司的額外資本。
- (b) 特別儲備為(i)以合併會計法處理於2017年及2020年的集團重組所產生的金額及(ii)在控制權並無變動下於若干附屬公司所有權變動的影響。
- (c) 該等金額指(i)於過往年度豁免集團公司往來賬目而產生的視作資本出資，(ii)當時最終控股公司於公開發售及配售時就部分上市開支作出補償現金而產生的視作資本出資。

CONSOLIDATED STATEMENT OF CASH FLOWS

綜合現金流量表

FOR THE YEAR ENDED 31 DECEMBER 2024 截至2024年12月31日止年度

| | | | Year ended 31.12.2024 截至2024年 12月31日 止年度 HK\$'000 千港元 | Nine months ended 31.12.2023 截至2023年 12月31日 止九個月 HK\$'000 千港元 |
|---|------------------------|----|---|--|
| | NOTES 附註 | | | |
| Operating activities | 經營活動 | | | |
| Profit before taxation | 除稅前溢利 | | 535,731 | 342,463 |
| Adjustments for: | 下列各項作調整： | | | |
| Interest income | 利息收入 | 7 | (21,338) | (42,764) |
| Interest expense | 利息開支 | 9 | 73,243 | 88,579 |
| Impairment losses under ECL on trade receivables | 貿易應收款項於預期信貸虧損項下之減值虧損 | | 643 | 1,331 |
| Net (gain)/loss on change in fair value of derivative financial instrument | 衍生金融工具公平值變動(收益)/虧損淨額 | 8 | (17,669) | 5,177 |
| Loss on change in fair value of financial assets at fair value through profit or loss | 按公平值計入損益的金融資產的公平值變動虧損 | 8 | — | 114 |
| Loss on revaluation of property, plant and equipment and right-of use assets, net | 物業、廠房及設備及使用權資產重估虧損淨額 | | 11,877 | 2,389 |
| Gain on bargain purchase of a subsidiary | 一間附屬公司的議價購買收益 | 40 | (397) | — |
| Gain on deregistration of subsidiaries | 註銷附屬公司收益 | 8 | (142) | — |
| Loss on disposal of property, plant and equipment | 出售物業、廠房及設備的虧損 | 8 | 3,310 | 1,424 |
| Depreciation of property, plant and equipment | 物業、廠房及設備折舊 | 10 | 71,847 | 54,020 |
| Depreciation of right-of-use assets | 使用權資產折舊 | 10 | 29,680 | 19,789 |
| Amortisation of intangible assets | 無形資產攤銷 | 10 | 48 | — |
| Write-down of inventories | 存貨撇減 | 10 | 13,349 | 21,648 |
| Share of results of associates | 分佔聯營公司的業績 | 18 | 648 | — |
| Equity-settled share-based payments | 按權益結算以股份為基礎的付款 | 31 | 41,450 | 23,199 |
| Operating cash flows before movements in working capital | 營運資金變動前的經營現金流量 | | 742,280 | 517,369 |
| (Increase) decrease in inventories | 存貨(增加)減少 | | (114,933) | 662,458 |
| Decrease (increase) in trade and other receivables and rental deposits | 貿易及其他應收款項以及租賃按金減少(增加) | | 525,055 | (824,993) |
| Increase in contract assets | 合約資產增加 | | (46,281) | (15,696) |
| (Decrease) increase in long service payment obligation | 長期服務金責任(減少)增加 | | (1,246) | 1,693 |
| (Decrease) increase in trade and other payables | 貿易及其他應付款項(減少)增加 | | (16,931) | 685,974 |
| Increase in contract liabilities | 合約負債增加 | | 47,261 | 28,899 |
| Cash generated from operations | 經營產生的現金 | | 1,135,205 | 1,055,704 |
| Hong Kong Profits Tax paid | 已付香港利得稅 | | (9,410) | (5,584) |
| PRC Enterprise Income Tax paid | 已付中國企業所得稅 | | (77,807) | (30,090) |
| Net cash generated from operating activities | 經營活動產生的現金淨額 | | 1,047,988 | 1,020,030 |
| Investing activities | 投資活動 | | | |
| Placement of pledged bank deposits | 存放已抵押銀行存款 | | (146,231) | (943,535) |
| Release of pledged bank deposits | 解除已抵押銀行存款 | | 952,918 | 974,739 |
| Purchase of property, plant and equipment | 購買物業、廠房及設備 | | (153,270) | (71,088) |
| Proceeds from disposal of property, plant and equipment | 來自出售物業、廠房及設備的所得款項 | | 20,817 | 1,292 |
| Proceeds from redemption of financial assets at fair value through profit or loss | 來自贖回按公平值計入損益的金融資產的所得款項 | | — | 6,447 |
| Deposits paid for acquisition of property, plant and equipment | 就收購物業、廠房及設備已付按金 | | (26,428) | (9,407) |
| Acquisition of business | 收購業務 | | 467 | — |
| Investment in associates | 於聯營公司的投資 | | (11,394) | — |
| Interest received | 已收利息 | | 36,548 | 27,554 |
| Net cash generated from (used in) investing activities | 投資活動產生(所耗)的現金淨額 | | 673,427 | (13,998) |

CONSOLIDATED STATEMENT OF CASH FLOWS (CONT'D)

綜合現金流量表 (續)

FOR THE YEAR ENDED 31 DECEMBER 2024 截至2024年12月31日止年度

| | | Year ended 31.12.2024 截至2024年 12月31日 止年度 HK\$'000 千港元 | Nine months ended 31.12.2023 截至2023年 12月31日 止九個月 HK\$'000 千港元 |
|--|------------------|---|--|
| | NOTES 附註 | | |
| Financing activities | 融資活動 | | |
| Loans raised from related companies | 來自關連公司籌集的貸款 | 2,331,874 | 2,090,871 |
| Repayment of loans from related companies | 償還來自關連公司的貸款 | (2,852,378) | (2,363,705) |
| Advances from related companies | 來自關連公司的墊付款項 | 13,370 | 5,851 |
| Repayment of advances from related companies | 償還來自關連公司的墊付款項 | (6,154) | (499,220) |
| Bank borrowings raised | 已籌集銀行借款 | 255,858 | 1,207,450 |
| Repayment of bank borrowings | 償還銀行借款 | (1,253,534) | (1,315,768) |
| Net proceeds from issuance of new shares | 發行新股份所得款項淨額 | 4,204 | – |
| Interest paid | 已付利息 | (69,168) | (66,211) |
| Dividends paid | 已付股息 | (47,687) | (9,730) |
| Payment of lease liabilities | 支付租賃負債 | (23,121) | (17,122) |
| Net cash used in financing activities | 融資活動所耗現金淨額 | (1,646,736) | (967,584) |
| Net increase in cash and cash equivalents | 現金及現金等價物的淨增加 | 74,679 | 38,448 |
| Cash and cash equivalents at beginning of the year/period | 年／期初現金及現金等價物 | 338,013 | 288,003 |
| Effect of foreign exchange rate changes on cash and cash equivalents | 匯率變動對現金及現金等價物的影響 | 13,156 | 11,562 |
| Cash and cash equivalents at end of the year/period | 年／期末現金及現金等價物 | 425,848 | 338,013 |
| Analysis of balances of cash and cash equivalents: | 現金及現金等價物結餘分析： | | |
| Bank balances and cash | 銀行結餘及現金 | 425,848 | 338,013 |

NOTES TO THE CONSOLIDATED FINANCIAL STATEMENTS

綜合財務報表附註

FOR THE YEAR ENDED 31 DECEMBER 2024 截至2024年12月31日止年度

1. GENERAL INFORMATION

Time Interconnect Technology Limited (the “Company”) is a limited company incorporated in the Cayman Islands and its shares are listed on Main Board of The Stock Exchange of Hong Kong Limited (the “HK Stock Exchange”). The addresses of the registered office and the principal place of business of the Company are disclosed in the “Corporate Information” section of the annual report.

The immediate holding company of the Company is Luxshare Precision Limited. The Company’s intermediate holding company is Luxshare Precision Industry Co., Ltd. (“Luxshare”), a company incorporated in the People’s Republic of China (the “PRC”) with its shares listed on the Shenzhen Stock Exchange.

In the opinion of the directors of the Company, the ultimate controlling shareholder of Luxshare and the Company is Luxshare Limited, a company incorporated in Hong Kong.

The Company acts as an investment holding company. The principal activities of its principal subsidiaries are set out in note 36.

2. CHANGES IN ACCOUNTING POLICIES

2.1 Amendments to Hong Kong Financial Reporting Standards (“HKFRSs”) that are mandatorily effective for the current period

In the current period, the Group has applied the following amendments to HKFRSs issued by the Hong Kong Institute of Certified Public Accountants (“HKICPA”) for the first time, which are mandatorily effective for the Group’s annual period beginning on 1 January 2024 for the preparation of the consolidated financial statements:

| | |
|----------------------------------|---|
| Amendments to HKFRS 16 | Lease Liability in a Sale and Leaseback |
| Amendments to HKAS 1 | Classification of Liabilities as Current or Non-current and related amendments to Hong Kong Interpretation 5 (Revised) |
| Amendments to HKAS 1 | Non-current Liabilities with Covenants |
| Amendments to HKAS 7 and HKFRS 7 | Supplier Finance Arrangements |
| Amendment to HK Int 5 (revised) | Presentation of Financial Statements – Classification by borrower of a Term Loan that Contains a Repayment on Demand Clause |

The application of the amendments to HKFRSs in the current year has had no material impact on the Group’s financial positions and performance for the current and prior years and/or on the disclosures set out in these consolidated financial statements.

1. 一般資料

匯聚科技有限公司（「本公司」）為於開曼群島註冊成立之有限公司，其股份於香港聯合交易所有限公司（「香港聯交所」）主板上市。本公司註冊辦事處及主要營業地點的地址在年報「公司資料」一節中披露。

本公司的直接控股公司為立訊精密有限公司。本公司的中間控股公司為立訊精密工業股份有限公司（「立訊」，為一間於中華人民共和國（「中國」）註冊成立之公司，其股份於深圳證券交易所上市）。

本公司董事認為，立訊及本公司之最終控股股東為立訊有限公司（一間於香港註冊成立的公司）。

本公司為一間投資控股公司。其主要附屬公司之主要業務載於附註36。

2. 會計政策變動

2.1 本期間強制生效的香港財務報告準則（「香港財務報告準則」）修訂本

為編製綜合財務報表，於本期間，本集團首次應用由香港會計師公會（「香港會計師公會」）頒佈並於2024年1月1日開始的本集團年度期間內強制生效以下香港財務報告準則修訂本：

| | |
|--------------------------|---------------------------------|
| 香港財務報告準則第16號修訂本 | 售後租回的租賃負債 |
| 香港會計準則第1號修訂本 | 將負債分類為流動或非流動以及香港詮釋第5號（經修訂）之相關修訂 |
| 香港會計準則第1號修訂本 | 附帶契諾的非流動負債 |
| 香港會計準則第7號及香港財務報告準則第7號修訂本 | 供應商融資安排 |
| 香港詮釋第5號修訂本（經修訂） | 財務報表的呈列 – 借款人對含有按要求償還條款的定期貸款的分類 |

於本年度應用香港財務報告準則修訂本對本集團於本年度及過往年度的財務狀況及表現及／或該等綜合財務報表所載的披露並無重大影響。

NOTES TO THE CONSOLIDATED FINANCIAL STATEMENTS (CONT'D)

綜合財務報表附註 (續)

FOR THE YEAR ENDED 31 DECEMBER 2024 截至2024年12月31日止年度

2. CHANGES IN ACCOUNTING POLICIES (CONTINUED)

2.2 New and amendments to HKFRSs in issue but not yet effective

The Group has not early applied the following new and amendments to HKFRSs that have been issued but are not yet effective:

| | |
|--|---|
| Amendments to HKAS 21 and HKFRS 1 | Lack of Exchangeability ¹ |
| Amendments to HKFRS 9 and HKFRS 7 | Classification and Measurement of Financial Instruments ² |
| Amendments to HKFRS 9 and HKFRS 7 | Contract Referencing Nature-dependent Electricity ² |
| Amendments to HKFRS 1, HKFRS 7, HKFRS 9, HKFRS 10 and HKAS 7 | Annual Improvements to HKFRS Accounting Standards (Volume 11) ² |
| HKFRS 18 | Presentation and Disclosures in Financial Statements ³ |
| HKFRS 19 | Subsidiaries without Public Accountability: Disclosures ³ |
| Amendments to HK Int 5 | Presentation of Financial Statements- Classification by the Borrower of a Term Loan that Contains a Repayment on Demand Clause ³ |
| Amendments to HKFRS 10 and HKAS 28 | Sale or Contribution of Assets between an Investor and its Associate or Joint Venture ⁴ |

¹ Effective for annual periods beginning on or after 1 January 2025

² Effective for annual periods beginning on or after 1 January 2026

³ Effective for annual periods beginning on or after 1 January 2027

⁴ Effective for annual periods beginning on or after a date to be determined

Except for the new and amendments to HKFRSs mentioned below, the directors of the Company anticipate that the application of all other new and amendments to HKFRSs will have no material impact on the financial statements in the foreseeable future.

Amendments to HKFRS 9 and HKFRS 7

Amendments to HKFRS 9 and HKFRS 7, Amendments to the Classification and Measurement of Financial Instruments (2026) provide guidance on a number of areas such as the derecognition of financial liabilities settled through an electronic payment system, classification of financial assets with Environmental, Social and Governance (ESG) and similar features, contractually linked instruments and certain new disclosure requirements.

2. 會計政策變動 (續)

2.2 已頒佈但尚未生效的新訂及經修訂香港財務報告準則

本集團並無提早應用以下已頒佈但尚未生效的新訂及經修訂香港財務報告準則：

| | |
|---|--|
| 香港會計準則第21號及香港財務報告準則第1號修訂本 | 缺乏可兌換性 ¹ |
| 香港財務報告準則第9號及香港財務報告準則第7號修訂本 | 金融工具分類與計量 ² |
| 香港財務報告準則第9號及香港財務報告準則第7號修訂本 | 依賴自然能源生產電力的合同 ² |
| 香港財務報告準則第1號、香港財務報告準則第7號、香港財務報告準則第9號、香港財務報告準則第10號及香港會計準則第7號修訂本 | 香港財務報告準則的會計準則年度改進(第11冊) ² |
| 香港財務報告準則第18號 | 財務報表的呈列及披露 ³ |
| 香港財務報告準則第19號 | 並無公共問責性的附屬公司：披露 ³ |
| 香港詮釋第5號修訂本 | 財務報表的呈列 – 借入人對含有按要求償還條款的定期貸款的分類 ³ |
| 香港財務報告準則第10號及香港會計準則第28號修訂本 | 投資者與其聯營公司或合營企業之間的資產出售或注資 ⁴ |

¹ 於2025年1月1日或之後開始的年度期間生效

² 於2026年1月1日或之後開始的年度期間生效

³ 於2027年1月1日或之後開始的年度期間生效

⁴ 於待定期日或之後開始的年度期間生效

除下文所述新訂及經修訂香港財務報告準則外，本公司董事預期應用所有其他新訂及經修訂香港財務報告準則於可預見將來將不會對財務報表產生重大影響。

香港財務報告準則第9號及香港財務報告準則第7號修訂本

香港財務報告準則第9號及香港財務報告準則第7號修訂本，金融工具分類與計量(2026年)為多項領域制定指引，例如終止確認透過電子支付系統結算的金融負債、具有環境、社會及管治(ESG)及類似特徵的金融資產分類、合約掛鉤工具及若干新披露要求。

NOTES TO THE CONSOLIDATED FINANCIAL STATEMENTS (CONT'D)

綜合財務報表附註 (續)

FOR THE YEAR ENDED 31 DECEMBER 2024 截至2024年12月31日止年度

2. CHANGES IN ACCOUNTING POLICIES (CONTINUED)

2.2 New and amendments to HKFRSs in issue but not yet effective

(continued)

HKFRS 18 Presentation and Disclosures in Financial Statements

HKFRS 18 will replace HKAS 1 Presentation of financial statements, introducing new requirements that will help to achieve comparability of the financial performance of similar entities and provide more relevant information and transparency to users. Even though HKFRS 18 will not impact the recognition or measurement of items in the financial statements, its impacts on presentation and disclosures are expected to be pervasive, in particular those related to the statement of financial performance and providing management-defined performance measures within the financial statements. Management is currently assessing the detailed implications of applying the new standard on the Group's financial statements. Based on preliminary assessment, the line items presented in the primary financial statements might change as a result of the application of the concept of "useful structured summary" and the enhanced principles on aggregation and disaggregation. The Group does not expect there to be a significant change in the information that is currently disclosed in the notes because the requirement to disclose material information remains unchanged; however, the way in which the information is grouped might change as a result of the aggregation/disaggregation principles. Moreover, there will be significant new disclosures required for management-defined performance measures. HKFRS 18 is effective for annual periods beginning on or after 1 January 2027. Retrospective application is required and so the comparative information for the financial year ending 31 December 2026 will be restated in the accordance with HKFRS 18.

3. BASIS OF PREPARATION OF CONSOLIDATED FINANCIAL STATEMENTS AND ACCOUNTING POLICIES

3.1 Basis of preparation of consolidated financial statements

Statement of compliance

The consolidated financial statements have been prepared in accordance with HKFRSs issued by the HKICPA. For the purpose of preparation of the consolidated financial statements, information is considered material if such information is reasonably expected to influence decisions made by primary users. In addition, the consolidated financial statements include applicable disclosures required by the Rules Governing the Listing of Securities on the HK Stock Exchange ("Listing Rules") and by the Hong Kong Companies Ordinance.

Change of financial year end date

Pursuant to a resolution of the Board dated 24 July 2023, the financial year end date of the Company has been changed from 31 March to 31 December commencing from the financial period ended 31 December 2023 in order to align the financial year end date with that of its intermediate holding company; and the principal operating subsidiaries of the Company, which are statutorily required to fix their financial year end date at 31 December in the PRC. The comparative figures presented for the audited consolidated statement of profit or loss and other comprehensive income, audited consolidated statement of changes in equity and audited consolidated statement of cash flows and related notes cover the audited figures of the financial period from 1 April 2023 to 31 December 2023 which may not be comparable with the amounts shown for the current year.

2. 會計政策變動 (續)

2.2 已頒佈但尚未生效的新訂及經修訂香港財務報告準則 (續)

香港財務報告準則第18號財務報表的呈列及披露

香港財務報告準則第18號將取代香港會計準則第1號財務報表的呈列，並引入新規定，從而有助於對比類似實體財務表現，並向使用者提供更多相關資訊及透明度。儘管香港財務報告準則第18號不會影響確認或計量財務報表項目，但預期其對呈列和披露將帶來廣泛影響，特別是與財務表現報表相關的影響，並將在財務報表提供經管理層界定的績效指標。管理層目前正評估應用新準則對本集團財務報表的詳盡影響。根據初步評估，由於應用「實用的結構性概要」概念及經增潤的匯總和拆分類原則，因此主要財務報表呈列的項目可能有變。由於披露重大資訊的規定維持不變，因此本集團預計目前在附註中所披露的資訊不會發生重大變化；然而，匯總／拆分原則可能導致資訊的歸類方式有變。此外，管理層界定的績效指標將需要作出重大新披露。香港財務報告準則第18號將於2027年1月1日或之後開始的年度期間生效。由於需要追溯應用，因此截至2026年12月31日止財政年度的比較資料將根據香港財務報告準則第18號重列。

3. 綜合財務報表編製基準及會計政策

3.1 綜合財務報表編製基準

合規聲明

綜合財務報表乃按照香港會計師公會頒佈之香港財務報告準則編製。就編製綜合財務報表而言，倘有資料合理預期將影響主要使用者所作出的決定，則該資料可被視作重大。此外，綜合財務報表包括香港聯交所證券上市規則（「上市規則」）及香港公司條例規定之適用披露。

財政年度結算日變更

根據日期為2023年7月24日之董事會決議案，本公司的財政年度結算日已自截至2023年12月31日止財政期間起由3月31日變更為12月31日，以配合本公司中間控股公司之財政年度結算日，以及本公司主要經營附屬公司之財政年度結算日，該等公司按法定規定須在中國將其財政年度結算日定於12月31日。經審核綜合損益及其他全面收益表、經審核綜合權益變動表、經審核綜合現金流量表及相關附註所呈列的比較數字涵蓋2023年4月1日至2023年12月31日止財政期間的經審核數字，與本年度列示的數字可能不具可比性。

NOTES TO THE CONSOLIDATED FINANCIAL STATEMENTS (CONT'D)

綜合財務報表附註 (續)

FOR THE YEAR ENDED 31 DECEMBER 2024 截至2024年12月31日止年度

3. BASIS OF PREPARATION OF CONSOLIDATED FINANCIAL STATEMENTS AND ACCOUNTING POLICIES (CONTINUED)

3.1 Basis of preparation of consolidated financial statements (continued)

Basis of preparation

The consolidated financial statements have been prepared under the historical cost basis except for certain financial instruments and leasehold land and buildings, which are measured at fair values and revalued amounts, at the end of the reporting period, as explained in the accounting policies set out below.

Historical cost is generally based on the fair value of the consideration given in exchange for goods and services.

Fair value is the price that would be received to sell an asset or paid to transfer a liability in an orderly transaction between market participants at the measurement date, regardless of whether that price is directly observable or estimated using another valuation technique. In estimating the fair value of an asset or a liability, the Group takes into account the characteristics of the asset or liability if the market participants would take those characteristics into account when pricing the asset or liability at the measurement date. Fair value for measurement and/or disclosure purposes in the consolidated financial statements is determined on such basis, except for share-based payment transactions that are within the scope of HKFRS 2 "Share-based Payment", leasing transactions that are within the scope of HKFRS 16 "Leases", and measurements that have some similarities to fair value but are not fair value, such as net realisable value in HKAS 2 "Inventories" or value in use in HKAS 36 "Impairment of Assets".

A fair value measurement of a non-financial asset takes into account a market participant's ability to generate economic benefits by using the asset in its highest and best use or by selling it to another market participant that would use the asset in its highest and best use.

For leasehold land and building measured at revalued amounts, which are transacted at fair value and a valuation technique that unobservable inputs are to be used to measure fair value in subsequent periods, the valuation technique is calibrated so that at initial recognition the results of the valuation technique equals the transaction price.

In addition, for financial reporting purposes, fair value measurements are categorised into Level 1, 2 or 3 based on the degree to which the inputs to the fair value measurements are observable and the significance of the inputs to the fair value measurement in its entirety, which are described as follows:

- Level 1 inputs are quoted prices (unadjusted) in active markets for identical assets or liabilities that the entity can access at the measurement date;
- Level 2 inputs are inputs, other than quoted prices included within Level 1, that are observable for the asset or liability, either directly or indirectly; and
- Level 3 inputs are unobservable inputs for the asset or liability.

3. 綜合財務報表編製基準及會計政策 (續)

3.1 綜合財務報表編製基準 (續)

編製基準

除若干金融工具以及租賃土地及樓宇按下文所闡釋會計政策以報告期末的公平值及重估金額計量外，綜合財務報表按歷史成本基礎編製。

歷史成本一般根據為交換貨品及服務而付出代價之公平值計算。

公平值是於計量日期市場參與者於有秩序交易中出售資產可收取或轉讓負債須支付之價格，而不論該價格是否可直接觀察或使用其他估值方法估計。於估計資產或負債之公平值時，本集團會考慮市場參與者於計量日期對資產或負債定價時所考慮的資產或負債特點。綜合財務報表中作計量及／或披露用途之公平值乃按此基準釐定，惟於香港財務報告準則第2號「以股份為基礎付款」範圍內之以股份為基礎付款的交易、於香港財務報告準則第16號「租賃」範圍內之租賃交易及與公平值類似但並非公平值之計量（如香港會計準則第2號「存貨」之可變現淨值或香港會計準則第36號「資產減值」之使用價值）除外。

非金融資產的公平值計量考慮了市場參與者以其最高及最佳用途使用該資產或將該資產出售予將以其最高及最佳用途使用該資產的另一市場參與者而產生經濟效益的能力。

就按公平值交易的按重估金額計量的租賃土地及建築物及於隨後期間使用不可觀察輸入數據計量公平值的估值方法而言，估值方法應予校準，以使估值方法於初步確認時的結果相等於交易價格。

此外，就財務報告而言，公平值計量根據公平值計量的輸入數據可觀察程度及公平值計量之輸入數據對其整體重要性分類為第一、第二或第三級，詳情如下：

- 第一級輸入數據為實體於計量日期可以取得的相同資產或負債在活躍市場之報價（未經調整）；
- 第二級輸入數據為就資產或負債直接或間接可觀察之輸入數據（第一級內包括的報價除外）；及
- 第三級輸入數據為資產或負債的不可觀察輸入數據。

NOTES TO THE CONSOLIDATED FINANCIAL STATEMENTS (CONT'D)

綜合財務報表附註 (續)

FOR THE YEAR ENDED 31 DECEMBER 2024 截至2024年12月31日止年度

3. BASIS OF PREPARATION OF CONSOLIDATED FINANCIAL STATEMENTS AND ACCOUNTING POLICIES (CONTINUED)

3.2 Accounting policies

Basis of consolidation

The consolidated financial statements incorporate the financial statements of the Company and entities controlled by the Company and its subsidiaries. Control is achieved when the Company:

- has power over the investee;
- is exposed, or has rights, to variable returns from its involvement with the investee; and
- has the ability to use its power to affect its returns.

The Group reassesses whether or not it controls an investee if facts and circumstances indicate that there are changes to one or more of the three elements of control listed above.

The consolidated financial statements incorporate the results of business combinations using the acquisition method. The Group accounts for business combinations under the acquisition method when the acquired set of activities and assets meets the definition of a business and control is transferred to the Group. In the statement of financial position, the acquiree's identifiable assets, liabilities and contingent liabilities are initially recognised at their fair values at the acquisition date. Any excess of the Group's interest in the fair value of identifiable assets, liabilities and contingent liabilities acquired over the cost of a business combination is recognised in profit or loss immediately. Transaction costs are expensed as incurred, except if related to the issue of debt or equity securities.

Consolidation of a subsidiary begins when the Group obtains control over the subsidiary and ceases when the Group loses control of the subsidiary. Specifically, income and expenses of a subsidiary acquired or disposed of during the year are included in the consolidated statement of profit or loss and other comprehensive income from the date the Group gains control until the date when the Group ceases to control the subsidiary.

Non-controlling interests are initially measured at the non-controlling interests' proportionate share of the recognised amounts of the acquiree's identifiable net assets or at fair value at the date of acquisition. The choice of measurement basis is made on a transaction-by-transaction basis. Subsequent to acquisition, profit or loss and each item of other comprehensive income are attributed to the owners of the Company and to the non-controlling interests, even if this results in the non-controlling interests having a deficit balance.

Non-controlling interests in subsidiaries are presented separately from the Group's equity therein, which represent a proportionate share of net assets of the relevant subsidiaries upon liquidation.

3. 綜合財務報表編製基準及會計政策 (續)

3.2 會計政策

綜合基準

綜合財務報表包括本公司及以及本公司及其附屬公司所控制的實體之財務報表。倘屬以下情況，則本公司獲得控制權：

- 對被投資方擁有權力；
- 通過對被投資方之參與面臨可變回報之風險或取得可變回報之權利；及
- 有能力行使其權力以影響其回報。

倘有事實及情況顯示上列三項控制權條件之其中一項或多項有變，本集團會重新評估其是否控制被投資方。

綜合財務報表使用收購法納入業務合併的業績。當所收購的一組業務及資產符合業務定義且控制權轉移至本集團時，本集團根據收購法對業務合併進行會計處理。在財務狀況表中，被收購方的可識別資產、負債及或然負債初步按收購日期的公平值確認。本集團於所收購的可識別資產、負債及或然負債的公平值權益超過業務合併成本的差額，均即時於損益確認。交易成本在產生時計入開支，除非與發行債券或股本證券有關。

當本集團取得附屬公司之控制權，便將該附屬公司綜合入賬；當本集團失去附屬公司之控制權，便停止將該附屬公司綜合入賬。具體而言，年內收購或出售之附屬公司之收入及開支會自本集團取得控制權當日起計入綜合損益及其他全面收益表，直至本集團對該附屬公司之控制權終止當日為止。

非控股權益可初步按非控股權益分佔被收購方可識別資產淨值已確認金額的比例或於收購日期按公平值計量。計量基準乃按個別交易基準選擇。於收購事項後，損益及其他全面收益的各項目歸屬於本公司擁有人及非控股權益，即使此舉會導致非控股權益出現虧絀結餘。

附屬公司的非控股權益與本集團於其中的權益分開呈列，指於附屬公司清盤時按比例分佔相關附屬公司資產淨值。

NOTES TO THE CONSOLIDATED FINANCIAL STATEMENTS (CONT'D)

綜合財務報表附註 (續)

FOR THE YEAR ENDED 31 DECEMBER 2024 截至2024年12月31日止年度

3. BASIS OF PREPARATION OF CONSOLIDATED FINANCIAL STATEMENTS AND ACCOUNTING POLICIES (CONTINUED)

3.2 Accounting policies (continued)

Associates

Where the Group has the power to participate in (but not control) the financial and operating policy decisions of another entity, it is classified as an associate. Associates are initially recognised in the consolidated statement of financial position at cost. Subsequently, associates are accounted for using the equity method, where the Group's share of post-acquisition profits and losses and other comprehensive income is recognised in the consolidated statement of profit and loss and other comprehensive income (except for losses in excess of the Group's investment in the associate unless there is an obligation to make good those losses).

Any premium paid for an associate above the fair value of the Group's share of the identifiable assets, liabilities and contingent liabilities acquired is capitalised and included in the carrying amount of the associate. Where there is objective evidence that the investment in an associate has been impaired the carrying amount of the investment is tested for impairment in the same way as other non-financial assets.

Revenue from contracts with customers

The Group recognises revenue when (or as) a performance obligation is satisfied, i.e. when "control" of the goods or services underlying the particular performance obligation is transferred to the customer.

A performance obligation represents a good or service (or a bundle of goods or services) that is distinct or a series of distinct goods or services that are substantially the same.

Control is transferred over time and revenue is recognised over time by reference to the progress towards complete satisfaction of the relevant performance obligation if one of the following criteria is met:

- the customer simultaneously receives and consumes the benefits provided by the Group's performance as the Group performs;
- the Group's performance creates or enhances an asset that the customer controls as the Group performs; or
- the Group's performance does not create an asset with an alternative use to the Group and the Group has an enforceable right to payment for performance completed to date.

Otherwise, revenue is recognised at a point in time when the customer obtains control of the distinct good or service.

3. 綜合財務報表編製基準及會計政策 (續)

3.2 會計政策 (續)

聯營公司

倘本集團有權參與(但無法控制)另一實體的財務和經營政策決策時,該實體歸類為聯營公司。聯營公司初步按成本於綜合財務狀況表確認。隨後,聯營公司以權益法入賬,而本集團分佔收購後溢利及虧損及其他全面收益於綜合損益及其他全面收益表確認(虧損超出本集團於聯營公司的投資除外,除非有責任彌補該等虧損)。

就聯營公司支付高於本集團應佔所收購可識別資產、負債及或然負債公平值的任何溢價均撥充資本,並計入該聯營公司賬面值。若有客觀證據顯示於聯營公司的投資已減值,則該投資的賬面值將以其他非金融資產一樣的方式進行減值測試。

來自客戶合約的收益

本集團於完成履約責任之時(或就此)確認收益,即於特定履約責任相關貨品或服務的「控制權」移交客戶時。

履約責任指特定的貨品或服務(或一組貨品或服務)或一系列大致相同的特定貨品或服務。

如符合以下其中一項標準,則控制權隨時間轉移,而收益則參照完全履行相關履約責任的進展情況而隨時間確認:

- 本集團履約時,客戶同時取得並耗用本集團履約所提供的利益;
- 本集團的履約產生或提升一項資產,而該項資產於本集團履約時由客戶控制;或
- 本集團的履約並未產生令本集團有替代用途的資產,且本集團對迄今已完成履約具有可強制執行的收取款項權利。

否則,收益於客戶取得特定貨品或服務之控制權時確認。

NOTES TO THE CONSOLIDATED FINANCIAL STATEMENTS (CONT'D)

綜合財務報表附註 (續)

FOR THE YEAR ENDED 31 DECEMBER 2024 截至2024年12月31日止年度

3. BASIS OF PREPARATION OF CONSOLIDATED FINANCIAL STATEMENTS AND ACCOUNTING POLICIES (CONTINUED)

3.2 Accounting policies (continued)

Revenue from contracts with customers (continued)

A point in time revenue recognition

The revenue of the Group is recognised at a point in time except for revenue from certain sales, which are recognised over time. Under the transfer-of-control approach in HKFRS 15 "Revenue from Contracts with Customers", revenue from certain sales of goods to the Group's customers in connection with the production of cable assembly, digital cable and server products are recognised when the goods are physically passed to the customers, which is the point in time when the goods have been delivered or shipped to customers' specified location and the customer has the ability to direct the use of the goods and obtain substantially all of the remaining benefits of the goods upon customer acceptance. For the resales of server related components that the Group acting as agent, commission income is recognised at a point in time when the Group completes its performance obligation when the goods are physically passed to customers.

Over time revenue recognition

For certain sales of goods to the Group's customers in connection with the production of cable assembly products, revenue is recognised overtime when the performance does not create an asset with an alternative use to the Group and the Group has an enforceable right to payment for performance completed to date based on contract terms. The progress towards complete satisfaction of a performance obligation is measured based on input method, which is to recognise revenue on the basis of the Group's efforts or inputs to the satisfaction of a performance obligation relative to the total expected inputs to the satisfaction of that performance obligation, that best depict the Group's performance in transferring control of goods or services.

Principal versus agent

When another party is involved in providing goods or services to a customer, the Group determines whether the nature of its promise is a performance obligation to provide the specified goods or services itself (i.e. the Group is a principal) or to arrange for those goods or services to be provided by the other party (i.e. the Group is an agent).

For resale of server components, the Group did not control those goods before they were transferred to a customer. The Group is primarily responsible to arrange for the provision of the goods by another party and does not have the discretion in setting the price. In this case, the Group recognises revenue in the amount of any fee or commission to which it expects to be entitled in exchange for arranging for the specified goods to be provided by the other party.

Contract balances

A contract asset represents the Group's right to consideration in exchange for goods or services that the Group has transferred to a customer that is not yet unconditional. It is assessed for impairment on the same basis as trade receivables. In contrast, a receivable represents the Group's unconditional right to consideration, i.e. only the passage of time is required before payment of that consideration is due.

A contract liability represents the Group's obligation to transfer goods or services to a customer for which the Group has received consideration (or an amount of consideration is due) from the customer.

A contract asset and a contract liability relating to the same contract are accounted for and presented on a net basis.

3. 綜合財務報表編製基準及會計政策 (續)

3.2 會計政策 (續)

來自客戶合約的收益 (續)

收益確認之時間點

本集團收益於某一時間點確認，惟自若干銷售產生的收益（隨時間確認）除外。根據香港財務報告準則第15號「來自客戶合約的收益」下的控制權轉移方法，來自向涉及生產電線組件、數字電線及服務器產品的本集團客戶作出的若干貨品銷售所帶來的收益於貨品實際轉讓予客戶或貨物已送達客戶指定地點時（當客戶驗收後有能力管理貨品的使用並獲得該貨品的絕大部分剩餘利益的某個時間點）確認。就本集團作為代理人轉售服務器相關部件而言，佣金收入已於本集團將貨品實際交付客戶以完成其履約責任時於某一時間點確認。

隨時間確認收益

就涉及生產電線組件產品的銷往本集團客戶若干貨品而言，根據合約條款當在履約過程中沒有設置對本集團而言有另類用途的資產，而本集團可強制執行其權利收回累計至今已完履約部分之款項，收益隨時間確認。完全履行履約責任的進度乃根據投入法計量，即根據本集團為履行履約責任的付出或投入相比履行有關履約責任的總預期投入而計算得出的已確認收益，有關方法最能說明本集團於轉讓貨品或服務控制權的履約情況。

委託人對代理人

當涉及另一方向客戶提供貨品或服務時，本集團釐定其承諾的性質是否為其自身提供指定貨品或服務本身的履約責任（即本集團為委託人）或安排由另一方提供該等貨品或服務（即本集團為代理人）。

就轉售服務器部件而言，本集團於貨品轉讓至客戶前並未控制該等貨品。本集團主要負責安排另一方提供貨品，並無權釐定價格。就此而言，本集團就為換取另一方安排提供指定貨品預期有權取得的任何收費或佣金的金額確認收入。

合約餘額

合約資產指本集團就向客戶換取本集團已轉讓的貨品或服務收取代價的權利（尚未成為無條件）。其以與貿易應收款項相同的基準評估減值。相反，應收款項指本集團收取代價的無條件權利，即只需待時間過去代價即須到期支付。

合約負債指本集團就已向客戶收取的代價（或代價到期的金額）而承擔向該客戶轉讓貨品或服務的責任。

有關同一合約之合約資產及合約負債按淨額基準入賬及呈列。

NOTES TO THE CONSOLIDATED FINANCIAL STATEMENTS (CONT'D)

綜合財務報表附註 (續)

FOR THE YEAR ENDED 31 DECEMBER 2024 截至2024年12月31日止年度

3. BASIS OF PREPARATION OF CONSOLIDATED FINANCIAL STATEMENTS AND ACCOUNTING POLICIES (CONTINUED)

3.2 Accounting policies (continued)

Foreign currencies

In preparing the financial statements of each individual group entity, transactions in foreign currencies are recorded in the respective functional currency at the rates of exchanges prevailing on the dates of the transactions. At the end of the reporting period, monetary items denominated in foreign currencies are retranslated at the rates prevailing at that date. Non-monetary items that are measured in terms of historical cost in a foreign currency are not retranslated.

Exchange differences arising on the settlement of monetary items, and on the retranslation of monetary items, are recognised in profit or loss in the period in which they arise.

For the purposes of presenting the consolidated financial statements, the assets and liabilities of the Group's operations are translated into HK\$ using exchange rates prevailing at the end of each reporting period. Income and expenses items are translated at the average exchange rates for the year. Exchange differences arising, if any, are recognised in other comprehensive income and accumulated in equity under the heading of translation reserve (attributed to non-controlling interests as appropriate).

Borrowing costs

Borrowing costs directly attributable to the acquisition, construction or production of qualifying assets, which take a substantial period of time to get ready for their intended use or sale, are added to the cost of those assets until such time as the assets are substantially ready for their intended use or sale.

All other borrowing costs are recognised in profit or loss in the period in which they are incurred.

Retirement benefits costs

Payments to government-managed retirement benefits schemes and the Mandatory Provident Fund Scheme are recognised as an expense when employees have rendered service entitling them to the contributions.

Short-term employee benefits

Short-term employee benefits are recognised at the undiscounted amount of the benefits expected to be paid as and when employees rendered the services. All short-term employee benefits are recognised as an expense unless another HKFRS requires or permits the inclusion of the benefit in the cost of an asset.

A liability is recognised for benefits accruing to employees (such as wages and salaries) after deducting any amount already paid.

Share-based payment arrangements

Equity-settled share-based payment transactions

Share options granted to employees by the Company
Equity-settled share-based payments to employees and others providing similar services are measured at the fair value of the equity instruments at the date of grant.

3. 綜合財務報表編製基準及會計政策 (續)

3.2 會計政策 (續)

外幣

於編製各個別集團實體的財務報表時，以外幣進行的交易按交易日期現行的匯率以各自的功能貨幣列賬。於報告期末，以外幣計值的貨幣項目，採用該日現行的匯率重新換算。以外幣按歷史成本計量的非貨幣項目則毋須重新換算。

於結算及重新換算貨幣項目所產生的匯兌差額，於其產生期間在損益確認。

為呈列綜合財務報表，本集團營運的資產及負債均以各報告期末的現行匯率換算為港元，而收入及開支項目則以年度平均匯率進行換算。所產生的匯兌差額（如有）於其他全面收入確認並累計計入匯兌儲備項下的權益（按適用情況歸屬於非控股權益）。

借貸成本

收購、建造或生產合資格資產（指需要一段頗長時期籌備方能達致其擬定用途或出售）直接應佔的借貸成本計入該等資產的成本，直至該等資產已大致上可作其擬定用途或出售。

所有其他借貸成本於產生期間於損益確認。

退休福利成本

政府管理的退休福利計劃及強制性公積金計劃的付款乃於僱員已提供服務而有權享有該供款時確認為開支。

短期僱員福利

短期僱員福利於僱員提供服務時就預計將支付福利的未折現金額確認。所有短期僱員福利確認為開支，除非另一項香港財務報告準則要求或允許將有關福利納入資產成本，則作別論。

在扣除已經支付的任何金額後，對僱員應得的福利（例如工資及薪金）確認負債。

以股份為基礎付款的安排

按權益結算以股份為基礎付款的交易

本公司授予僱員的購股權
向僱員及其他提供類似服務的人士作出的按權益結算以股份為基礎的付款乃於授出日期按權益工具的公平值計量。

NOTES TO THE CONSOLIDATED FINANCIAL STATEMENTS (CONT'D)

綜合財務報表附註 (續)

FOR THE YEAR ENDED 31 DECEMBER 2024 截至2024年12月31日止年度

3. BASIS OF PREPARATION OF CONSOLIDATED FINANCIAL STATEMENTS AND ACCOUNTING POLICIES (CONTINUED)

3.2 Accounting policies (continued)

Share-based payment arrangements (continued)

Equity-settled share-based payment transactions (continued)

Share options granted to employees by the Company (continued)

Equity-settled share-based payments to employees and others providing similar services are measured of the fair value of the equity instrument at the date of grant.

The fair value of the equity-settled share-based payments determined at the date of grant without taking into consideration all non-market vesting conditions is expensed on a straight-line basis over the vesting period, based on the Group's estimate of equity instruments that will eventually vest, with a corresponding increase in equity (share options reserve). At the end of each reporting period, the Group revises its estimate of the number of equity instruments expected to vest based on assessment of all relevant non-market vesting conditions. The impact of the revision of the original estimates, if any, is recognised in profit or loss such that the cumulative expense reflects the revised estimate, with a corresponding adjustment to the share options reserve.

When share options are exercised, the amount previously recognised in share options reserve will be transferred to share premium. When the share options are forfeited after the vesting date or are still not exercised at the expiry date, the amount previously recognised in share options reserve will be transferred to accumulated profits.

Share options granted to employees by parent

When a parent grants rights to its equity instruments directly to the employees of the Group, where the parent has the obligation to provide the employees with the equity instruments and the Group does not have an obligation to provide its parent's equity instruments to the employees, the Group shall measure the services received from its employees as equity-settled share-based payment transactions and recognise an expense, and recognise a corresponding increase in equity (i.e. capital reserve) as a contribution from the parent.

Taxation

Income tax expense represents the sum of the tax currently payable and deferred tax. Current and deferred tax is recognised in profit or loss, except when they relate to items that are recognised in other comprehensive income or directly in equity, in which case, the current and deferred tax are also recognised in other comprehensive income or directly in equity respectively.

The tax currently payable is based on taxable profit for the year. Taxable profit differs from profit before taxation because it excludes items of income or expense that are taxable or deductible in other years and it further excludes items that are never taxable or deductible. The Group's liability for current tax is calculated using tax rates that have been enacted or substantively enacted by the end of the reporting period.

Deferred tax is recognised on temporary differences. Deferred tax liabilities are generally recognised for all taxable temporary differences. Deferred tax assets are generally recognised for all deductible temporary differences and unused tax losses to the extent that it is probable that taxable profits will be available against which those deductible temporary differences and unused tax losses can be utilised. Such assets and liabilities are not recognised if the temporary difference arises from the initial recognition of assets and liabilities in a transaction that is not a business combination, affects neither the taxable profit nor the accounting profit and does not give rise to equal taxable and deductible temporary difference.

3. 綜合財務報表編製基準及會計政策 (續)

3.2 會計政策 (續)

以股份為基礎付款的安排 (續)

按權益結算以股份為基礎付款的交易 (續)

本公司授予僱員的購股權 (續)

向僱員及其他提供類似服務的人士作出的按權益結算以股份為基礎的付款乃按權益工具於授出日期的公平值計量。

於授出日期釐定的按權益結算以股份為基礎的付款之公平值 (不考慮所有非市場歸屬條件) 乃根據本集團對最終歸屬權益工具的估計，於歸屬期內按直線法支銷，並在權益 (購股權儲備) 內計入相應增幅。於各報告期末，本集團會根據所有相關非市場歸屬條件的評估修訂預期歸屬權益工具的估計數目。修訂原有估計的影響 (如有) 將於損益內確認，令累計開支反映經修訂的估計，並相應調整購股權儲備。

於行使購股權之時，之前於購股權儲備確認之金額將轉撥至股份溢價。當購股權於歸屬日後失效或於屆滿日期仍未獲行使，之前在購股權儲備確認之金額將被轉撥至累計溢利。

母公司授予僱員的購股權

鑒於母公司有義務向僱員提供權益工具，而本集團並無義務為僱員提供其母公司權益工具，因此當母公司直接將其權益工具的權利授予本集團僱員時，本集團須以按權益結算以股份為基礎付款的交易計量其接受僱員所提供的服務並確認為開支，然後確認相應權益增加 (即資本儲備) 為來自母公司的注資。

稅項

所得稅開支指即期應付稅項及遞延稅項之總和。當期及遞延稅項於損益確認，惟在其與於其他全面收入或直接於權益內確認的項目有關的情況下，當期及遞延稅項亦會分別於其他全面收入或直接於權益內確認。

當期應付稅項乃根據年內的應課稅溢利計量。應課稅溢利與除稅前溢利不同，乃由於不包括其他年度的應課稅收入或可扣稅開支項目，且不包括毋須課稅或不可扣稅的項目。本集團即期稅項負債以報告期末前已實施或實質上已實施之稅率計算。

遞延稅項按暫時差額而確認。遞延稅項負債通常會就所有應課稅暫時差額確認。遞延稅項資產通常會就所有可扣稅暫時差額及未動用稅項虧損予以確認，但僅限於應課稅溢利很可能將用以抵銷該等可動用的可扣稅暫時差額及未動用稅項虧損。倘不屬於業務合併的交易並不影響應課稅溢利及會計溢利，亦不會產生同等應課稅及可扣稅暫時差額，而初始確認該交易的資產及負債會產生暫時差額，則該等資產及負債將不予確認。

NOTES TO THE CONSOLIDATED FINANCIAL STATEMENTS (CONT'D)

綜合財務報表附註 (續)

FOR THE YEAR ENDED 31 DECEMBER 2024 截至2024年12月31日止年度

3. BASIS OF PREPARATION OF CONSOLIDATED FINANCIAL STATEMENTS AND ACCOUNTING POLICIES (CONTINUED)

3.2 Accounting policies (continued)

Taxation (continued)

Deferred tax liabilities are recognised for taxable temporary differences associated with investments in subsidiaries and associates, except where the Group is able to control the reversal of the temporary difference and it is probable that the temporary difference will not reverse in the foreseeable future. Deferred tax assets arising from deductible temporary differences associated with such investments are only recognised to the extent that it is probable that there will be sufficient taxable profits against which to utilise the benefits of the temporary differences and they are expected to reverse in the foreseeable future.

Deferred tax assets and liabilities are measured at the tax rates that are expected to apply in the period in which the liability is settled or the asset is realised, based on tax rate (and tax laws) that have been enacted or substantively enacted by the end of the reporting period.

The measurement of deferred tax liabilities and assets reflects the tax consequences that would follow from the manner in which the Group expects, at the end of the reporting period, to recover or settle the carrying amount of its assets and liabilities.

For the purposes of measuring deferred tax for leasing transactions in which the Group recognises the right-of-use assets and the related lease liabilities, the Group first determines whether the tax deductions are attributable to the right-of-use assets or the lease liabilities.

For leasing transactions in which the tax deductions are attributable to the lease liabilities, the Group applies HKAS 12 requirements to the right-of-use assets and lease liabilities separately. The Group recognises a deferred tax asset related to lease liability to the extent that it is probable that taxable profit will be available against which the deductible temporary difference can be utilised and a deferred tax liability on all taxable temporary differences.

Deferred tax assets and liabilities are offset when there is a legally enforceable right to set off current tax assets against current tax liabilities and when they relate to income taxes levied to the same taxable entity by the same taxation authority.

Property, plant and equipment

Property, plant and equipment are tangible assets that are held for use in the production or supply of goods or services, or for administrative purposes. Property, plant and equipment other than construction in progress and buildings as described below are stated in the consolidated statement of financial position at cost less subsequent accumulated depreciation and subsequent accumulated impairment losses, if any.

Construction in progress represents a building under construction, which is stated at cost less any impairment losses, and is not depreciated. Cost comprises the direct costs of construction and capitalised borrowing costs on related borrowed funds during the period of construction. Construction in progress is reclassified to the appropriate category of property, plant and equipment when completed and ready for use.

3. 綜合財務報表編製基準及會計政策 (續)

3.2 會計政策 (續)

稅項 (續)

遞延稅項負債就於附屬公司及聯營公司的投資相關之應課稅暫時差額予以確認，惟當本集團能夠控制該暫時差額之撥回且該暫時差額很可能不會在可預見將來撥回則除外。倘遞延稅項資產產生自該等投資相關之可扣稅暫時差額，則僅於應課稅溢利很可能足以抵銷動用暫時差額之利益且預期於可預見將來撥回該等暫時差額之情況下予以確認。

遞延稅項資產及負債乃以報告期末前已實施或實質上已實施的稅率（及稅法）為基礎，根據於償還負債或變現資產期間預期適用的稅率計量。

遞延稅項負債及資產的計量反映倘按本集團預期於報告期末收回或結算其資產及負債賬面值計算的稅項後果。

就計量本集團確認使用權資產及相關租賃負債的租賃交易的遞延稅項而言，本集團首先釐定稅項扣減是否歸因於使用權資產或租賃負債。

就稅務扣減歸屬予租賃負債的租賃交易，本集團對使用權資產及租賃負債分別應用香港會計準則第12號的規定。本集團確認與租賃負債相關的遞延稅項資產，但僅限於應課稅溢利很可能將用以抵銷可動用的可扣稅暫時差額，以及就所有應課稅暫時差額確認遞延稅項負債。

倘有法定可強制執行權利將即期稅項資產與即期稅項負債互相抵銷且其與由同一稅務機關向同一課稅實體徵收之所得稅相關，則遞延稅項資產與負債互相抵銷。

物業、廠房及設備

物業、廠房及設備為持作生產或供應貨品或服務或作行政用途的有形資產。物業、廠房及設備（下述在建工程及樓宇除外）按成本減其後累計折舊及其後累計減值虧損（如有）於綜合財務狀況表列賬。

在建工程指正在建設的樓宇，按成本減任何減值虧損列賬且不予折舊。成本包括建設期內的直接建設成本及有關已借出資金的資本化借貸成本。在建工程在完成及可使用時重新歸類至適當類別的物業、廠房及設備。

NOTES TO THE CONSOLIDATED FINANCIAL STATEMENTS (CONT'D)

綜合財務報表附註 (續)

FOR THE YEAR ENDED 31 DECEMBER 2024 截至2024年12月31日止年度

3. BASIS OF PREPARATION OF CONSOLIDATED FINANCIAL STATEMENTS AND ACCOUNTING POLICIES (CONTINUED)

3.2 Accounting policies (continued)

Property, plant and equipment (continued)

When the Group makes payments for ownership interests of properties which includes both leasehold land and building elements, the entire consideration is allocated between the leasehold land and the building elements in proportion to the relative fair values at initial recognition. To the extent the allocation of the relevant payments can be made reliably, interest in leasehold land is included in "right-of-use assets" in the consolidated statement of financial position. When the consideration cannot be allocated reliably between non-lease building element and undivided interest in the underlying leasehold land, the entire properties are classified as property, plant and equipment.

Buildings held for use in the production or supply of goods or services, or for administrative purpose, are stated in the consolidated statement of financial position at fair value at the date of the revaluation less subsequent accumulated depreciation and accumulated impairment losses, if any. Revaluations are performed with sufficient regularity such that the carrying amount does not differ materially from that which would be determined using fair values at the end of the reporting period.

Any revaluation increase arising from revaluation is recognised in other comprehensive income and accumulated in property revaluation reserve, except to the extent that it reverses a revaluation decrease of the same asset previously recognise in profit or loss, in which case the increase is credited to profit or loss to the extent of the decrease previously charged. A decrease in net carrying amount arising on revaluation is recognised in profit or loss to the extent that it exceeds the balance, if any, on the property revaluation reserve relating to a previous revaluation of that asset. On the subsequent sale or retirement of a revalued asset, the attributable revaluation surplus is transferred to accumulated profits.

Depreciation is recognised so as to write off the cost or valuation of assets (other than construction in progress) less their residual values over their estimated useful lives, using the straight-line method or reducing balance method. The estimated useful lives, residual values and depreciation method are reviewed at the end of each reporting period, with the effect of any changes in estimate accounted for on a prospective basis.

An item of property, plant and equipment is derecognised upon disposal or when no future economic benefits are expected to arise from the continued use of the asset. Any gain or loss arising on the disposal or retirement of an item of property, plant and equipment is determined as the difference between the sales proceeds and the carrying amount of the asset and is recognised in profit or loss.

Leases

Definition of a lease

A contract is, or contains, a lease if the contract conveys the right to control the use of an identified asset for a period of time in exchange for consideration.

For contracts entered into or modified on or after the date of initial application of HKFRS 16 or arising from business combinations, the Group assesses whether a contract is or contains a lease based on the definition under HKFRS 16 at inception, modification date or acquisition date, as appropriate. Such contract will not be reassessed unless the terms and conditions of the contract are subsequently changed.

3. 綜合財務報表編製基準及會計政策 (續)

3.2 會計政策 (續)

物業、廠房及設備 (續)

本集團就於物業的擁有權權益(包括租賃土地及樓宇部分)付款時，全部代價於租賃土地及樓宇部分之間按初始確認時的相對公平值的比例分配。當相關付款能夠可靠分配時，租賃土地權益將於綜合財務狀況表中包含在「使用權資產」。當代價不能在相關租賃土地的非租賃樓宇部分及未分割權益之間可靠分配時，整項物業將分類為物業、廠房及設備。

持作生產或供應貨品或服務或作行政用途的樓宇，按重估日期的公平值減其後累計折舊及累計減值虧損(如有)於綜合財務狀況表列賬。重估以足夠的定期性進行，致使賬面金額與報告期末使用公平值釐定的金額概無重大差異。

重估之任何重估增值，均於其他全面收入中確認，並於物業重估儲備累計，惟撥回先前於損益中確認的同一資產的重估減值除外，在此情況下，增幅計入損益，惟以先前扣除的減幅為限。重估產生的賬面淨值減少於損益確認，惟以超出過往重估該資產的物業重估儲備結餘(如有)為限。當重估資產其後出售或報廢，則將應佔重估盈餘轉入累計溢利。

折舊乃按直線法或餘額遞減法於其估計可使用年內內確認，以撇銷該資產(在建工程除外)成本或估值減其剩餘價值。於各報告期末檢討估計可使用年期、剩餘價值及折舊方法，而任何估計變動的影響按預期基準入賬。

物業、廠房及設備項目會在出售或預期繼續使用資產不會帶來未來經濟利益時解除確認。物業、廠房及設備項目在出售或報廢時產生的任何收益或虧損，乃釐定為出售所得款項與有關資產賬面值的差額，並於損益中確認。

租賃

租賃的定義

倘合約賦予在一段時期內控制一項已識別資產的使用權以換取代價，則該合約屬一項租賃或包含一項租賃。

對於首次應用香港財務報告準則第16號日期或之後訂立或修訂或自業務合併產生的合約，本集團根據香港財務報告準則第16號項下的定義，於開始日、修訂日或收購日(如適用)評估合約是否屬一項租賃或包含一項租賃。除非合約條款及條件在後續發生變更，否則不會對此類合約進行重新評估。

NOTES TO THE CONSOLIDATED FINANCIAL STATEMENTS (CONT'D)

綜合財務報表附註 (續)

FOR THE YEAR ENDED 31 DECEMBER 2024 截至2024年12月31日止年度

3. BASIS OF PREPARATION OF CONSOLIDATED FINANCIAL STATEMENTS AND ACCOUNTING POLICIES (CONTINUED)

3.2 Accounting policies (continued)

Leases (continued)

The Group as a lessee

Allocation of consideration to components of a contract

For a contract that contains a lease component and one or more additional lease or non-lease components, the Group allocates the consideration in the contract to each lease component on the basis of the relative stand-alone price of the lease component and the aggregate stand-alone price of the non-lease components. Non-lease components are separated from lease component and are accounted for by applying other applicable standards.

Short-term leases

The Group applies the short-term lease recognition exemption to leases of staff quarters and office premises that have a lease term of 12 months or less from the commencement date and do not contain a purchase option. Lease payments on short-term leases are recognised as expense on a straight-line basis over the lease term.

Right-of-use assets

Right-of-use assets are measured at cost except for leasehold land which is measured under revaluation model as described below, less any accumulated depreciation and impairment losses, and adjusted for any remeasurement of lease liabilities. Right-of-use assets are depreciated on a straight-line basis over the shorter of its estimated useful life and the lease term.

The cost of right-of-use asset includes:

- the amount of the initial measurement of the lease liability;
- any lease payments made at or before the commencement date, less any lease incentives received;
- any initial direct costs incurred by the Group; and
- an estimate of costs to be incurred by the Group in dismantling and removing the underlying assets, restoring the site on which it is located or restoring the underlying asset to the condition required by the terms and conditions of the lease, unless those costs are incurred to produce inventories.

Any revaluation increase arising from revaluation of right-of-use asset is recognised in other comprehensive income and accumulated in property revaluation reserve, except to the extent that it reverses a revaluation decrease of the same asset previously recognise in profit or loss, in which case the increase is credited to profit or loss to the extent of the decrease previously charged. A decrease in net carrying amount arising on revaluation of right-of-use asset is recognised in profit or loss to the extent that it exceeds the balance, if any, on the property revaluation reserve relating to a previous revaluation of that asset. On the subsequent sale or retirement of a revalued asset, the attributable revaluation surplus is transferred to accumulated profits.

The Group presents right-of-use assets as a separate line item on the consolidated statement of financial position.

Lease liabilities

At the commencement date of a lease, the Group recognises and measures the lease liability at the present value of lease payments that are unpaid at that date. In calculating the present value of lease payments, the Group uses the incremental borrowing rate at the lease commencement date. The lease payments include fixed payments (including in-substance fixed payments) less any lease incentives receivable.

3. 綜合財務報表編製基準及會計政策 (續)

3.2 會計政策 (續)

租賃 (續)

本集團作為承租人

對合約各組成部分的代價分配

對於包含租賃組成部分以及一個或多個額外租賃或非租賃組成部分的合約而言，本集團按租賃組成部分的相對獨立價格以及非租賃組成部分的獨立價格合計，將合約的代價分配至各租賃組成部分。非租賃組成部分與租賃組成部分分開，並採用其他適用準則入賬。

短期租賃

本集團對從租賃開始日租賃期為12個月或以下的租賃及不包含購買選擇權的員工宿舍租賃及辦公物業應用短期租賃確認豁免。短期租賃的租賃付款在租賃期內採用直線法確認為開支。

使用權資產

除如下述按重估模式計量的租賃土地外，使用權資產按成本計量，減任何累計折舊及減值虧損並就租賃負債的任何重新計量進行調整。使用權資產於其估計可使用年期與租賃期之間的較短者按直線法折舊。

使用權資產的成本包括：

- 租賃負債的初步計量金額；
- 於開始日期或之前作出的任何租賃付款，減任何已收租賃優惠；
- 本集團產生的任何初始直接成本；及
- 本集團拆除及移除相關資產、恢復相關資產所在場地或恢復相關資產至租賃條款及條件所規定狀態將予產生的估計成本，除非該等成本乃因生產存貨而產生。

重估使用權資產產生之任何重估增值，均於其他全面收入中確認，並於物業重估儲備累計，惟撥回先前於損益中確認的同一資產的重估減值除外，在此情況下，增幅計入損益，惟以先前扣除的減幅為限。重估使用權資產產生的賬面淨值減少於損益確認，惟以超出過往重估該資產的物業重估儲備結餘(如有)為限。當重估資產其後出售或報廢，則將應佔重估盈餘轉入累計溢利。

本集團將使用權資產作為單獨項目於綜合財務狀況表中呈列。

租賃負債

在租賃期開始日，本集團按該日尚未支付的租賃付款額現值確認及計量租賃負債。在計算租賃付款額的現值時，本集團使用租賃期開始日的增量借款利率。租賃付款包括減去任何應收租賃優惠的固定付款(包括實質上的固定付款)。

NOTES TO THE CONSOLIDATED FINANCIAL STATEMENTS (CONT'D)

綜合財務報表附註 (續)

FOR THE YEAR ENDED 31 DECEMBER 2024 截至2024年12月31日止年度

3. BASIS OF PREPARATION OF CONSOLIDATED FINANCIAL STATEMENTS AND ACCOUNTING POLICIES (CONTINUED)

3.2 Accounting policies (continued)

Leases (continued)

The Group as a lessee (continued)

Lease liabilities (continued)

After the commencement date, lease liabilities are adjusted by interest accretion and lease payments. The Group remeasures lease liabilities (and makes a corresponding adjustment to the related right-of-use assets) whenever the lease term has changed in which case the related lease liability is remeasured by discounting the revised lease payments using a revised discount rate at the date of reassessment.

The Group presents lease liabilities as a separate line item on the consolidated statement of financial position.

Government grants

Government grants are not recognised until there is reasonable assurance that the Group will comply with the conditions attaching to them and that the grants will be received.

Government grants related to income that are receivable as compensation for expenses or losses already incurred or for the purpose of giving immediate financial support to the Group with no future related costs are recognised in profit or loss in the period in which they become receivable. Such grants are presented under "other income".

Research and development expenditure

Expenditure on research activities is recognised as an expense in the period in which it is incurred.

An internally-generated intangible asset arising from development activities (or from the development phase of an internal project) is recognised if, and only if, all of the following have been demonstrated:

- the technical feasibility of completing the intangible asset so that it will be available for use or sale;
- the intention to complete the intangible asset and use or sell it;
- the ability to use or sell the intangible asset;
- how the intangible asset will generate probable future economic benefits;
- the availability of adequate technical, financial and other resources to complete the development and to use or sell the intangible asset; and
- the ability to measure reliably the expenditure attributable to the intangible asset during its development.

Where no internally-generated intangible asset can be recognised, development expenditure is recognised in profit or loss in the period in which it is incurred.

Impairment on property, plant and equipment, right-of-use assets, intangible assets and associates

At the end of the reporting period, the Group reviews the carrying amounts of its property, plant and equipment, right-of-use assets, intangible assets and associates to determine whether there is any indication that these assets have suffered an impairment loss. If any such indication exists, the recoverable amount of the relevant asset is estimated in order to determine the extent of the impairment loss (if any).

3. 綜合財務報表編製基準及會計政策 (續)

3.2 會計政策 (續)

租賃 (續)

本集團作為承租人 (續)

租賃負債 (續)

於開始日期後，租賃負債透過增加利息及租賃付款作出調整。當租期作出修改時，本集團將重新計量租賃負債（及相應調整相關使用權資產），於該情況下，相關租賃負債透過使用重新評估日期之經修訂貼現率貼現經修訂租賃付款而重新計量。

本集團在綜合財務狀況表中將租賃負債作為單獨項目呈列。

政府補助

與收入有關的政府補助直至可合理確保本集團將遵守補助所附帶的條件及收取補助時方予以確認。

與收入有關的政府補助乃作為已發生的開支或虧損補償的應收款項、或是以給予本集團即時財務援助為目的而發放，無未來相關成本，並在應收期間內於損益中確認。該等補助乃於「其他收入」下呈列。

研發開支

研究活動開支於其產生期間確認為開支。

開發活動（或內部項目開發階段）所產生之內部產生無形資產及於僅於展示以下各項後確認：

- 完成無形資產的技術可行性，使其將可供使用或出售；
- 完成並使用或出售無形資產之意向；
- 使用或出售無形資產之能力；
- 無形資產將產生可能之未來經濟利益之方式；
- 取得足夠技術、財務及其他資源以完成開發及使用或出售無形資產之可能性；及
- 可靠計量於無形資產開發期間其所應佔開支之能力。

倘無內部產生無形資產可予確認，則開發開支於其產生期間於損益內確認。

物業、廠房及設備、使用權資產、無形資產及聯營公司減值

於報告期末，本集團審閱物業、廠房及設備、使用權資產、無形資產及聯營公司的賬面值，以釐定該等資產是否有存在任何減值虧損跡象。倘存在任何有關跡象，則估計相關資產的可收回金額，以釐定減值虧損的範圍（如有）。

NOTES TO THE CONSOLIDATED FINANCIAL STATEMENTS (CONT'D)

綜合財務報表附註 (續)

FOR THE YEAR ENDED 31 DECEMBER 2024 截至2024年12月31日止年度

3. BASIS OF PREPARATION OF CONSOLIDATED FINANCIAL STATEMENTS AND ACCOUNTING POLICIES (CONTINUED)

3.2 Accounting policies (continued)

Impairment on property, plant and equipment, right-of-use assets, intangible assets and associates (continued)

The recoverable amount of property, plant and equipment, right-of-use assets, intangible assets and associates are estimated individually. When it is not possible to estimate the recoverable amount individually, the Group estimates the recoverable amount of the cash-generating unit to which the asset belongs.

In testing a cash-generating unit for impairment, corporate assets are allocated to the relevant cash-generating unit based on a reasonable and consistent basis of allocation established, or otherwise they are allocated to the smallest group of cash generating units for which a reasonable and consistent allocation basis can be established. The recoverable amount is determined for the cash-generating unit or group of cash-generating units to which the corporate asset belongs, and is compared with the carrying amount of the relevant cash-generating unit or group of cash-generating units.

Recoverable amount is the higher of fair value less costs of disposal and value in use. In assessing value in use, the estimated future cash flows are discounted to their present value using a pre-tax discount rate that reflects current market assessments of the time value of money and the risks specific to the asset (or a cash-generating unit) for which the estimates of future cash flows have not been adjusted.

If the recoverable amount of an asset (or a cash-generating unit) is estimated to be less than its carrying amount, the carrying amount of the asset (or a cash-generating unit) is reduced to its recoverable amount. An impairment loss is recognised immediately in profit or loss, unless the relevant asset is carried at a revalued amount under another standard, in which case the impairment loss is treated as a revaluation decrease under that standard.

Cash and cash equivalents

Cash and cash equivalents include cash, which comprises of cash on hand and demand deposits and cash equivalents, which comprises of short-term (generally with original maturity of three months or less), highly liquid investments that are readily convertible to a known amount of cash and which are subject to an insignificant risk of changes in value. Cash equivalents are held for the purpose of meeting short-term cash commitments rather than for investment or other purposes.

Inventories

Inventories are stated at the lower of cost and net realisable value. Cost is calculated using the first-in, first-out method for cable assembly and digital cable segment and weighted average method for server segment. Net realisable value represents the estimated selling price for inventories less all estimated costs of completion and costs necessary to make the sale.

Costs necessary to make the sale include incremental costs directly attributable to the sale and non-incremental costs which the Group must incur to make the sale.

Intangible Assets

Intangible assets with finite useful lives are carried at costs less accumulated amortisation and any accumulated impairment losses. Amortisation for intangible assets with finite lives is recognised on a straight-line basis over their estimated useful lives. The estimated useful life and amortisation method are reviewed at the end of each reporting period, with the effect of any changes in estimate being accounted for on a prospective basis.

An intangible assets is derecognised on disposal, or when no future economic benefits are expected from its use or disposal. Gains and losses arising from derecognition of an intangible assets, measured as the difference between the net disposal proceeds and the carrying amount of the asset, are recognised in profit and loss when the asset is derecognised.

3. 綜合財務報表編製基準及會計政策 (續)

3.2 會計政策 (續)

物業、廠房及設備、使用權資產、無形資產及聯營公司減值 (續)

物業、廠房及設備、使用權資產、無形資產及聯營公司的可收回金額乃單獨估計。倘無法單獨估計可收回金額，本集團則估計該資產所屬現金產生單位的可收回金額。

在測試現金產生單位的減值時，企業資產基於一個合理及一致的既定分配基礎分配予相關現金產生單位，否則將分配予能夠建立一個合理及一致分配基礎的最小現金產生單位組別。可收回金額乃就企業資產所屬的現金產生單位或現金產生單位組別而釐定，並與相關現金產生單位或現金產生單位組別的賬面值作比較。

可收回金額為公平值減出售成本與使用價值的較高者。評估使用價值時，估計未來現金流量按稅前折現率折現至其現值。該折現率反映現時市場對貨幣時間值及未調整未來現金流量估計的資產（或現金產生單位）特定風險的評估。

倘估計資產（或現金產生單位）的可收回金額低於其賬面值，則資產（或現金產生單位）賬面值扣減至其可收回金額。減值虧損即時於損益確認，除非有關資產根據另一標準以重估金額入賬，在此情況下，減值虧損按該標準視為重估減值。

現金及現金等價物

現金及現金等價物包括現金（其包括手頭現金及活期存款）及現金等價物（其包括短期（通常原到期日為三個月或更短）、可隨時轉換為已知數額現金且價值變動風險不大的高流動性投資。現金等價物持作滿足短期現金承擔，而非用於投資或其他目的。

存貨

存貨乃按成本與可變現淨值兩者中的較低者列賬。電線組件及數字電線分部的成本乃採用先進先出法計算，而服務器分部乃採用加權平均法計算。可變現淨值指存貨的估計售價減所有估計完工成本及成功出售所需的成本。

成功出售所需的成本包括銷售直接應佔增量成本及本集團就成功出售必須產生的非增量成本。

無形資產

具有有限使用年期的無形資產乃按成本減累計攤銷及任何累計減值虧損列賬。具有有限使用年期的無形資產以直線法按其估計可使用年期確認攤銷。估計可使用年期及攤銷方法於各報告期末進行檢討，而任何估計變動之影響按預先計提基準入賬。

無形資產於出售時或當預期日後使用或出售不會產生經濟利益時終止確認。因無形資產終止確認而產生的收益及虧損按出售事項所得款項淨額與資產賬面值之間的差額計量，並於損益中確認。

NOTES TO THE CONSOLIDATED FINANCIAL STATEMENTS (CONT'D)

綜合財務報表附註 (續)

FOR THE YEAR ENDED 31 DECEMBER 2024 截至2024年12月31日止年度

3. BASIS OF PREPARATION OF CONSOLIDATED FINANCIAL STATEMENTS AND ACCOUNTING POLICIES (CONTINUED)

3.2 Accounting policies (continued)

Financial instruments

Financial assets and financial liabilities are recognised when a group entity becomes a party to the contractual provisions of the instrument.

Financial assets and financial liabilities are initially measured at fair value except for trade receivables arising from contracts with customers which are initially measured in accordance with HKFRS 15. Transaction costs that are directly attributable to the acquisition or issue of financial assets and financial liabilities (other than financial assets or financial liabilities at fair value though profit or loss ("FVTPL")) are added to or deducted from the fair value of the financial assets or financial liabilities, as appropriate, on initial recognition. Transaction costs directly attributable to the acquisition of financial assets or financial liabilities at FVTPL are recognised immediately in profit or loss.

Financial assets

The financial asset that is held within a business model whose objective is to collect contractual cash flows; and the contractual terms give rise on specified dates to cash flows that are solely payments of principal and interest on the principal amount outstanding are subsequently measured at amortised cost. Interest income is recognised using the effective interest method for financial assets measured subsequently at amortised cost. Interest income is calculated by applying the effective interest rate to the gross carrying amount of a financial asset, except for financial assets that have subsequently become credit-impaired.

All other financial assets are subsequently measured at FVTPL. Financial assets at FVTPL are measured at fair value at the end of each reporting period, with any fair value gains or losses recognised in profit or loss. The net gain or loss recognised in profit or loss includes any interest earned on the financial asset and is included in the "other gains and losses" line item.

Impairment of financial assets measured at amortised cost

The Group performs impairment assessment under ECL model on financial assets which are measured at amortised cost. The amount of ECL is updated at each reporting date to reflect changes in credit risk since initial recognition.

Lifetime ECL represents the ECL that will result from all possible default events over the expected life of the relevant instrument. In contrast, 12-month ECL ("12m ECL") represents the portion of lifetime ECL that is expected to result from default events that are possible within 12 months after the reporting date. Assessments are done based on the Group's historical credit loss experience, adjusted for factors that are specific to the debtors, general economic conditions and an assessment of both the current conditions at the reporting date as well as the forecast of future conditions.

The Group always recognises lifetime ECL for trade receivables. The ECL on these assets is assessed individually.

For all other instruments, the Group measures the loss allowance equal to 12m ECL, unless when there has been a significant increase in credit risk since initial recognition, in which case the Group recognises lifetime ECL. The assessment of whether lifetime ECL should be recognised is based on significant increases in the likelihood or risk of a default occurring since initial recognition.

3. 綜合財務報表編製基準及會計政策 (續)

3.2 會計政策 (續)

金融工具

倘集團實體成為工具合約條文的訂約方，則金融資產及金融負債予以確認。

金融資產及金融負債最初按公平值計量，惟初步根據香港財務報告準則第15號計量之來自客戶合約所產生之貿易應收款項除外。因收購或發行金融資產及金融負債（按公平值計入損益（「按公平值計入損益」）的金融資產或金融負債除外）而直接產生的交易成本於初始確認時於該項金融資產或金融負債的公平值中計入或扣除（如適用）。因收購按公平值計入損益的金融資產或金融負債而直接產生的匯兌成本即時於損益中確認。

金融資產

於目標為收取合約現金流量的業務模式持有的金融資產；及合約條款於指定日期產生現金流量，而純粹作為本金及尚未清償本金的利息的付款其後按攤銷成本計量。其後按攤銷成本計量的金融資產的利息收入運用實際利率法確認。利息收入透過應用實際利率於金融資產的總賬面值計算，其後已出現信貸減值的金融資產除外。

所有其他金融資產於其後按公平值計入損益計量。按公平值計入損益的金融資產於各報告期末按公平值計量，任何公平值收益或虧損於損益中確認。於損益確認的淨收益或虧損包括金融資產所賺取的任何利息，並計入「其他收益及虧損」項目。

按攤銷成本計量的金融資產減值

本集團按攤銷成本計量的金融資產按預期信貸虧損模式進行減值評估。預期信貸虧損的金額於各報告日期更新，以反映自初始確認後信貸風險的變化。

存續期預期信貸虧損指將相關工具的預期使用期內所有可能的違約事件產生之預期信貸虧損。相反，12個月預期信貸虧損（「12個月預期信貸虧損」）指預期於報告日期後12個月內可能發生的違約事件導致之存續期預期信貸虧損部分。評估乃根據本集團的歷史信貸虧損經驗進行，並根據債務人特有的因素、一般經濟狀況以及對報告日期當前狀況及對未來狀況預測的評估作出調整。

本集團始終就貿易應收款項確認存續期預期信貸虧損。該等資產的預期信貸虧損獲進行獨立評估。

對於所有其他工具，本集團計量的虧損撥備等於12個月預期信貸虧損，除非自初始確認後信貸風險顯著增加，則本集團確認存續期預期信貸虧損。是否應確認存續期預期信貸虧損的評估乃基於自初始確認以來發生違約之可能性或風險的顯著增加程度。

NOTES TO THE CONSOLIDATED FINANCIAL STATEMENTS (CONT'D)

綜合財務報表附註 (續)

FOR THE YEAR ENDED 31 DECEMBER 2024 截至2024年12月31日止年度

3. BASIS OF PREPARATION OF CONSOLIDATED FINANCIAL STATEMENTS AND ACCOUNTING POLICIES (CONTINUED)

3.2 Accounting policies (continued)

Financial instruments (continued)

Financial assets (continued)

Impairment of financial assets measured at amortised cost (continued)

(i) Significant increase in credit risk

In assessing whether the credit risk has increased significantly since initial recognition, the Group compares the risk of a default occurring on the financial instrument as at the reporting date with the risk of a default occurring on the financial instrument as at the date of initial recognition. In making this assessment, the Group considers both quantitative and qualitative information that is reasonable and supportable, including historical experience and forward-looking information that is available without undue cost or effort.

In particular, the following information is taken into account when assessing whether credit risk has increased significantly:

- an actual or expected significant deterioration in the financial instrument's external (if available) or internal credit rating;
- significant deterioration in external market indicators of credit risk, e.g. a significant increase in the credit spread, the credit default swap prices for the debtor;
- existing or forecast adverse changes in business, financial or economic conditions that are expected to cause a significant decrease in the debtor's ability to meet its debt obligations;
- an actual or expected significant deterioration in the operating results of the debtor; and
- an actual or expected significant adverse change in the regulatory, economic, or technological environment of the debtor that results in a significant decrease in the debtor's ability to meet its debt obligations.

Irrespective of the outcome of the above assessment, the Group presumes that the credit risk has increased significantly since initial recognition when contractual payments are more than 30 days past due, unless the Group has reasonable and supportable information that demonstrates otherwise.

The Group regularly monitors the effectiveness of the criteria used to identify whether there has been a significant increase in credit risk and revises them as appropriate to ensure that the criteria are capable of identifying significant increase in credit risk before the amount becomes past due.

(ii) Definition of default

For internal credit risk management, the Group considers an event of default occurs when information developed internally or obtained from external sources indicates that the debtor is unlikely to pay its creditors, including the Group, in full.

Irrespective of the above, the Group considers that default has occurred when a financial asset is more than 90 days past due unless the Group has reasonable and supportable information to demonstrate that a more lagging default criterion is more appropriate.

3. 綜合財務報表編製基準及會計政策 (續)

3.2 會計政策 (續)

金融工具 (續)

金融資產 (續)

按攤銷成本計量的金融資產減值 (續)

(i) 信貸風險大幅增加

於評估信貸風險自初始確認以來有否大幅增加時，本集團比較金融工具於報告日期出現違約的風險與該金融工具於初始確認日期出現違約的風險。作此評估時，本集團會考慮合理並有證據支持的定量及定性資料，包括過往經驗及毋須花費不必要成本或努力即可獲得的前瞻性資料。

尤其是，評估信貸風險有否大幅增加時會考慮下列資料：

- 金融工具外 (如有) 或內部信貸評級的實際或預期重大惡化；
- 信貸風險的外部市場指標的重大惡化，例如信貸息差大幅增加，債務人的信貸違約掉期價大幅上升；
- 業務、財務或經濟狀況的現有或預測不利變動，預期將導致債務人履行其債務責任的能力大幅下降；
- 債務人經營業績的實際或預期重大惡化；及
- 債務人監管、經濟或技術環境的實際或預期重大不利變動，導致債務人履行其債務責任的能力大幅下降。

不論上述評估結果，本集團假定，如合約付款逾期未付超過30天，則信貸風險自初始確認以來已大幅增加，惟本集團擁有合理並有證據支持的資料顯示情況並非如此，則作別論。

本集團定期監察用以確定信貸風險曾否顯著增加的標準的成效，並於適當時候作出修訂，從而確保有關標準能夠於款項逾期前確定信貸風險顯著增加。

(ii) 違約的定義

就內部信貸風險管理而言，本集團認為，倘內部生成或自外部來源獲得的資料顯示債務人不太可能向其債權人 (包括本集團) 悉數付款，則發生違約事件。

不論上述情況如何，本集團認為，倘金融資產逾期超過90天時則發生違約，惟本集團擁有合理並有證據支持的資料證明較寬鬆的違約標準屬更合適，則作別論。

NOTES TO THE CONSOLIDATED FINANCIAL STATEMENTS (CONT'D)

綜合財務報表附註 (續)

FOR THE YEAR ENDED 31 DECEMBER 2024 截至2024年12月31日止年度

3. BASIS OF PREPARATION OF CONSOLIDATED FINANCIAL STATEMENTS AND ACCOUNTING POLICIES (CONTINUED)

3.2 Accounting policies (continued)

Financial instruments (continued)

Financial assets (continued)

Impairment of financial assets measured at amortised cost (continued)

(iii) Credit-impaired financial assets

A financial asset is credit-impaired when one or more events of default that have a detrimental impact on the estimated future cash flows of that financial asset have occurred. Evidence that a financial asset is credit-impaired includes observable data about the following events:

- (a) significant financial difficulty of the issuer or the borrower;
- (b) a breach of contract, such as a default or past due event;
- (c) the lender(s) of the borrower, for economic or contractual reasons relating to the borrower's financial difficulty, having granted to the borrower a concession(s) that the lender(s) would not otherwise consider; or
- (d) it is becoming probable that the borrower will enter bankruptcy or other financial reorganisation.

(iv) Write-off policy

The Group writes off a financial asset when there is information indicating that the counterparty is in severe financial difficulty and there is no realistic prospect of recovery, for example, when the counterparty has been placed under liquidation or has entered into bankruptcy proceedings, or in the case of trade receivables, when the amounts are over one year past due, whichever occurs sooner. Financial assets written off may still be subject to enforcement activities under the Group's recovery procedures, taking into account legal advice where appropriate. A write-off constitutes a derecognition event. Any subsequent recoveries are recognised in profit or loss.

(v) Measurement and recognition of ECL

The measurement of ECL is a function of the probability of default, loss given default (i.e. the magnitude of the loss if there is a default) and the exposure at default. The assessment of the probability of default and loss given default is based on historical data and forward-looking information. Estimation of ECL reflects an unbiased and probability-weighted amount that is determined with the respective risks of default occurring as the weights.

Generally, the ECL is the difference between all contractual cash flows that are due to the Group in accordance with the contract and the cash flows that the Group expects to receive, discounted at the effective interest rate determined at initial recognition.

Interest income is calculated based on the gross carrying amount of the financial asset unless the financial asset is credit-impaired, in which case interest income is calculated based on amortised cost of the financial asset.

The Group recognises an impairment gain or loss in profit or loss for all financial instruments by adjusting their carrying amount, with the exception of trade receivables where the corresponding adjustment is recognised through a loss allowance account.

3. 綜合財務報表編製基準及會計政策 (續)

3.2 會計政策 (續)

金融工具 (續)

金融資產 (續)

按攤銷成本計量的金融資產減值 (續)

(iii) 金融資產信貸減值

當發生一項或多項對金融資產估計未來現金流量有不利影響的違約事件時，金融資產出現信貸減值。金融資產信貸減值的證據包括以下可觀察事件：

- (a) 發行人或借款人出現重大財政困難；
- (b) 違約，例如拖賬或逾期事項；
- (c) 借款人的放款人因與借款人出現財務困難有關之經濟或合約理由而給予借款人在其他情況下放款人不予考慮之優惠條件；或
- (d) 借款人有可能破產或進行其他財務重組。

(iv) 撇銷政策

倘有資料顯示交易對手方陷入嚴重財務困難且無實際可收回之期望（如交易對手方已進行清盤或進入破產程序，或如屬貿易應收款項，該款項已逾期超過一年）（以較早發生者為準），本集團則撇銷金融資產。經考慮法律意見（如適用）後，已撇銷之金融資產仍可能受制於本集團收回程序下之執法活動。撇銷構成取消確認事件。其後的任何收回均在損益確認。

(v) 預期信貸虧損的計量及確認

預期信貸虧損的計量依據為違約概率、違約損失率（即違約時的損失程度）及違約風險的函數。評估違約概率及違約損失率的依據是過往數據及前瞻性資料。預期信貸虧損的估計反映不偏不倚及概率加權金額，以各自發生違約的風險為權重釐定。

一般而言，預期信貸虧損為根據合約應付本集團的所有訂約現金流量與本集團預計收取的現金流量（按於初始確認時釐定的實際利率折現）之間的差額。

利息收入根據金融資產的總賬面值計算，惟金融資產為信貸減值的情況除外，於此情況下，利息收入根據金融資產的攤銷成本計算。

本集團透過調整所有金融工具的賬面值於損益確認其減值收益或虧損，惟貿易應收款項除外，其相應調整乃透過虧損撥備賬確認。

NOTES TO THE CONSOLIDATED FINANCIAL STATEMENTS (CONT'D)

綜合財務報表附註 (續)

FOR THE YEAR ENDED 31 DECEMBER 2024 截至2024年12月31日止年度

3. BASIS OF PREPARATION OF CONSOLIDATED FINANCIAL STATEMENTS AND ACCOUNTING POLICIES (CONTINUED)

3.2 Accounting policies (continued)

Financial instruments (continued)

Financial liabilities and equity instruments

Equity instruments

An equity instrument is any contract that evidences a residual interest in the assets of an entity after deducting all of its liabilities. Equity instruments issued by the Company are recognised at the proceeds received, net of direct issue costs.

Financial liabilities at amortised cost

Financial liabilities including trade and other payables, bank borrowings, amounts due to related companies and loans from related companies are subsequently measured at amortised cost, using the effective interest method. Interest expense is recognised on an effective interest basis.

Derecognition

The Group derecognises a financial asset only when the contractual rights to the cash flows from the asset expire, or when it transfers the financial asset and substantially all the risks and rewards of ownership of the asset to another entity. On derecognition of a financial asset at amortised cost, the difference between the asset's carrying amount and the sum of the consideration received and receivable is recognised in profit or loss.

The Group derecognises financial liabilities when, and only when, the Group's obligations are discharged, cancelled or have expired. The difference between the carrying amount of the financial liability derecognised and the consideration paid and payable is recognised in profit or loss.

Derivative financial instruments

Derivatives are subsequently remeasured to their fair value at the end of the reporting period. The resulting gain or loss is recognised in profit or loss.

Offsetting a financial asset and a financial liability

A financial asset and a financial liability are offset and the net amount presented in the consolidated statement of financial position when, and only when, the Group currently has a legally enforceable right to set off the recognised amounts; and intends either to settle on a net basis, or to realise the asset and settle the liability simultaneously.

4. KEY SOURCES OF ESTIMATION UNCERTAINTY AND CRITICAL ACCOUNTING JUDGEMENT

In the application of the Group's accounting policies, which are described in note 3, the directors of the Company are required to make judgements, estimates and assumptions about the carrying amounts of assets and liabilities that are not readily apparent from other sources. The estimates and associated assumptions are based on historical experience and other factors that are considered to be relevant. Actual results may differ from these estimates.

The estimates and underlying assumptions are reviewed on an on-going basis. Revisions to accounting estimates are recognised in the period in which the estimate is revised if the revision affects only that period, or in the period of the revision and future periods if the revision affects both current and future periods.

Critical judgement in applying accounting policies

The following is the critical judgement, apart from those involving estimations (see below), that the directors have made in the process of applying the Group's accounting policies and that have the most significant effect on the amounts recognised in the consolidated financial statements.

3. 綜合財務報表編製基準及會計政策 (續)

3.2 會計政策 (續)

金融工具 (續)

金融負債及權益工具

權益工具

權益工具乃證明實體的資產於扣除所有負債後的剩餘權益的任何合約。本公司發行的權益工具於收到所得款項時予以確認 (扣除直接發行成本)。

按攤銷成本計量的金融負債

包括貿易及其他應付款項、銀行借款、應付關連公司款項及來自關連公司的貸款在內的金融負債其後使用實際利率法按攤銷成本計量。利息開支按實際利率法確認。

取消確認

本集團僅於資產收取現金流量的合約權利屆滿或轉移金融資產及其所有權的絕大部分風險及回報予其他實體時取消確認金融資產。於取消確認按攤銷成本計量的金融資產時，資產賬面值與已收及應收代價的總和間的差額，會於損益確認。

本集團只有在其責任獲免除、取消或屆滿時，方會取消確認金融負債。獲取消確認的金融負債的賬面值與已付及應付代價間的差額於損益確認。

衍生金融工具

衍生工具其後於報告期末按公平值重新計量。所得收益或虧損於損益確認。

抵銷金融資產及金融負債

當及僅當本集團目前有合法可執行權利抵銷已確認金額；及擬按淨額基準結算或同時變現資產及結算負債時，則金融資產及金融負債互相抵銷，淨額於綜合財務狀況表呈列。

4. 估計不明朗因素之主要來源及關鍵會計判斷

於應用本集團之會計政策 (於附註3陳述) 時，本公司董事需對未能透過其他來源直接確定的資產及負債之賬面值作出判斷、估計及假設。該等估計及相關假設乃基於過往經驗及其他被視為相關之因素。實際結果可能有別於該等估計。

估計及相關假設乃按持續基準被審閱。如對會計估計之修訂僅影響進行修訂之期間，則於修訂估計的期間確認修訂，或如修訂同時影響目前及未來期間，則於修訂及未來期間確認。

應用會計政策的關鍵判斷

以下為董事於應用本集團會計政策過程中作出的關鍵判斷 (涉及估計者 (見下文) 除外)，該等判斷對綜合財務報表內確認的金額造成非常重大影響。

NOTES TO THE CONSOLIDATED FINANCIAL STATEMENTS (CONT'D)

綜合財務報表附註 (續)

FOR THE YEAR ENDED 31 DECEMBER 2024 截至2024年12月31日止年度

4. KEY SOURCES OF ESTIMATION UNCERTAINTY AND CRITICAL ACCOUNTING JUDGEMENT (CONTINUED)

Critical judgement in applying accounting policies (continued)

Deferred tax in respect of temporary differences attributable to the undistributed profits of subsidiaries in the PRC

As disclosed in note 27, as at 31 December 2024 and 31 December 2023, no deferred tax has been provided for the undistributed profits in the PRC subsidiaries amounting to HK\$956,332,000 (31 December 2023: HK\$674,558,000) as the Group is in a position to control the timing of the reversal of the temporary differences and it is probable that such differences will not reverse in the foreseeable future.

Principal versus agent consideration (agent)

As disclosed in note 3.2, the Group is considered as an agent for its contracts with customers relating to the reselling of certain server related products. During the year ended 31 December 2023, the Group recognised commission income from resales of the server related components amounted to HK\$12,829,000.

Key sources of estimation uncertainty

The key assumption concerning the future, and other key sources of estimation uncertainty at the end of the reporting period, that have a significant risk of causing a material adjustment to the carrying amounts of assets and liabilities within the next financial year, is described below.

Valuation of right-of-use assets and property, plant and equipment measured at revaluation model

The Group's leasehold land included under right-of-use assets and buildings included under property, plant and equipment (the "Land and Buildings") are accounted for using revaluation model at the end of the reporting period.

The management of the Group works closely with the independent firm of qualified professional property valuer to establish and determine the appropriate valuation techniques and key inputs for fair value measurements. Where there is a material change in the fair value of the assets, the causes of the fluctuations will be reported to the management of the Group. Information about the valuation techniques and key inputs used in determining the fair value of the Group's Land and Buildings is disclosed in note 15.

Impairment assessment of trade receivables

The management of the Group estimates the amount of lifetime ECL of trade receivables based on individual assessment, after considering the financial background and the historical settlement records, including the past due dates and default rates of each trade receivable. Estimated loss rates are based on historical observed default rates over the expected life of the debtors and are adjusted for forward-looking information. At every reporting date, the default rates are reassessed and changes in the forward-looking information are considered.

The provision of ECL is sensitive to changes in estimates. The information about the ECL and the Group's trade receivables is disclosed in note 38.

As at 31 December 2024, the carrying amount of trade receivables is HK\$1,457,419,000 (31 December 2023: HK\$2,121,540,000), net of impairment losses under ECL of HK\$5,305,000 (31 December 2023: HK\$4,662,000). Details of trade receivables are set out in note 20.

4. 估計不明朗因素之主要來源及關鍵會計判斷 (續)

應用會計政策的關鍵判斷 (續)

有關中國附屬公司未分派溢利應佔暫時差額的遞延稅項

誠如附註27所披露，於2024年12月31日及2023年12月31日，並無就中國附屬公司為數956,332,000港元(2023年12月31日：674,558,000港元)的未分派溢利計提遞延稅項撥備，乃由於本集團能夠控制暫時差額的撥回時間，且該等差額可能無法於可預見將來撥回。

委託人對代理人之考量 (代理人)

誠如附註3.2所披露，本集團被認為於其與客戶有關轉售若干伺服器相關產品之合約中屬代理人。截至2023年12月31日止年度，本集團確認轉售伺服器相關部件的佣金收入為12,829,000港元。

估計不明朗因素之主要來源

以下為有關未來之主要假設及於報告期末之估計不明朗因素之其他主要來源，而該等來源會造成在下一個財政年度內對資產及負債的賬面值作出重大調整的重大風險。

按重估模式估值使用權資產及物業、廠房及設備

本集團計入使用權資產項下的租賃土地及計入物業、廠房及設備項下的樓宇(「土地及樓宇」)於報告期末採用重估模式入賬。

本集團管理層與獨立合資格專業物業估值師行緊密合作，制訂及釐定公平值計量的合適估值技術及主要輸入數據。當資產的公平值出現重大變動時，造成變動的原因將會匯報予本集團管理層。有關釐定本集團土地及樓宇公平值所使用估值技術及主要輸入數據的資料於附註15內披露。

貿易應收款項的減值評估

本集團管理層經考慮財務背景及過往結算記錄包括各項貿易應收款項的逾期日期及違約率)後，根據個別評估估計貿易應收款項的存續期預期信貸虧損金額。估計虧損率乃根據債務人於預期年期的過往可觀察違約率估計，並按前瞻性資料調整。於各報告日期，已重新評估違約率及考慮前瞻性資料的變動。

預期信貸虧損撥備對估計的變動敏感。有關預期信貸虧損及本集團貿易應收款項的資料於附註38披露。

於2024年12月31日，貿易應收款項的賬面值為1,457,419,000港元(2023年12月31日：2,121,540,000港元)，扣除預期信貸虧損項下之減值虧損5,305,000港元(2023年12月31日：4,662,000港元)。貿易應收款項的詳情載於附註20。

NOTES TO THE CONSOLIDATED FINANCIAL STATEMENTS (CONT'D)

綜合財務報表附註 (續)

FOR THE YEAR ENDED 31 DECEMBER 2024 截至2024年12月31日止年度

4. KEY SOURCES OF ESTIMATION UNCERTAINTY AND CRITICAL ACCOUNTING JUDGEMENT (CONTINUED)

Key sources of estimation uncertainty (continued)

Assessment of the net realisable value of inventories

Inventories are stated at the lower of cost and net realisable values. The management of the Group is required to exercise judgement in estimating the net realisable value with reference to the ageing analysis of inventories and recent or subsequent usages or sales of inventories. Where the expectation on net realisable value is lower than the cost for certain items, a write down of inventories may arise.

The carrying amount of inventories is HK\$1,391,133,000 (31 December 2023: HK\$1,310,287,000) as at 31 December 2024. During the year ended 31 December 2024, obsolete inventories of HK\$2,209,000 (31 December 2023: HK\$2,300,000) are written off.

Estimated useful lives of property, plant and equipment

The management of the Group determines the estimated useful lives and related depreciation charges for its property, plant and equipment as disclosed in note 15. These estimates are based on the historical experience of the actual useful lives of property, plant and equipment of similar nature and functions.

The management of the Group will increase the depreciation charge where useful lives are expected to be shorter than estimated, or it will write-off or write-down obsolete assets that have been abandoned or sold. Change in these estimations may have a material impact on the results of the Group.

5. SEGMENT INFORMATION

HKFRS 8 "Operating Segments" ("HKFRS 8") requires operating segments to be identified on the basis of internal reports about components of the Group that are regularly reviewed by Chief Operating Decision Maker ("CODM") in order to allocate resources to segments and to assess their performance.

Specifically, the Group's reportable segments under HKFRS 8 are as follows:

1. Cable assembly
2. Digital cable
3. Server

The accounting policies the Group used for segment reporting under HKFRS 8 are the same as those used in its HKFRS consolidated financial statements. Information reported to the Group's chief executive officer, being the CODM, for the purposes of resources allocation and assessment of segment performance focuses on types of goods delivered.

Principal activities of the Group's reportable segments are as follows:

| | | |
|----------------|---|--|
| Cable assembly | — | manufacturing and trading of cable assembly products, electronic medical instruments and other medical equipment and devices |
| Digital cable | — | manufacturing and trading of networking cable and specialty cable products |
| Server | — | manufacturing and trading of server products |

These divisions are the basis on which the Group reports its operating segment information.

4. 估計不明朗因素之主要來源及關鍵會計判斷 (續)

估計不明朗因素之主要來源 (續)

存貨可變現淨值的評估

存貨以成本及可變現淨值的較低者列賬。經參考存貨賬齡分析及存貨近期或其後的使用或銷售，本集團管理層估計可變現淨值時須行使判斷。倘若預計可變現淨值低於若干項目的成本，可能出現存貨撇減。

於2024年12月31日，存貨的賬面值為1,391,133,000港元（2023年12月31日：1,310,287,000港元）。於截至2024年12月31日止年度，陳舊存貨撇銷為2,209,000港元（2023年12月31日：2,300,000港元）。

物業、廠房及設備估計可使用年期

本集團管理層釐定其物業、廠房及設備之估計可使用年期及相關折舊開支（於附註15披露）。此等估計乃根據性質及功能相近之物業、廠房及設備之實際可使用年期之過往經驗為基礎。

倘預期可使用年期少於先前估計之年期，本集團管理層將增加折舊開支；本集團管理層亦將已棄置或出售之陳舊資產予以撇銷或撇減。此等估計之變動可能對本集團之業績產生重大影響。

5. 分部資料

香港財務報告準則第8號「經營分部」（「香港財務報告準則第8號」）規定經營分部須按照主要營運決策人（「主要營運決策人」）為向分部分配資源及評估其表現而定期審閱有關本集團組成部分的內部報告識別。

具體而言，本集團根據香港財務報告準則第8號的可呈報分部如下：

1. 電線組件
2. 數字電線
3. 服務器

本集團根據香港財務報告準則第8號就分部呈報所使用的會計政策與其香港財務報告準則綜合財務報表所採用者相同。向本集團行政總裁（即主要營運決策人）呈報用作分配資源及評估分部表現的資料著重於所交付的商品的類別。

本集團可呈報分部的主要業務如下：

| | | |
|------|---|-------------------------------|
| 電線組件 | — | 電線組件產品、電子醫療工具及其他醫療設備和器材的製造及貿易 |
| 數字電線 | — | 網絡電線及特種線產品的製造及貿易 |
| 服務器 | — | 服務器產品的製造及貿易 |

本集團乃以該等類別為基準呈報其經營分部資料。

NOTES TO THE CONSOLIDATED FINANCIAL STATEMENTS (CONT'D)

綜合財務報表附註 (續)

FOR THE YEAR ENDED 31 DECEMBER 2024 截至2024年12月31日止年度

5. SEGMENT INFORMATION (CONTINUED)

Segment results represent the profit earned by each segment without allocation of results attributable to other income, finance costs and unallocated expenses. There were asymmetrical allocations to operating segments because the Group allocates the pledged bank deposits and bank balances without allocating the related interest income to those segments. This is the measure reported to the CODM for the purposes of resource allocation and performance assessment.

(a) Segment revenue and results

The following is an analysis of the Group's revenue and results by operating and reportable segments for the year/period:

| | | Cable assembly | Digital cable | Server | Total reportable segments | Eliminations | Total |
|---|-----------------------|-------------------------|-------------------------|------------------------|---------------------------------|-----------------------|-----------------------|
| | | 電線組件 HK\$'000 千港元 | 數字電線 HK\$'000 千港元 | 服務器 HK\$'000 千港元 | 可呈報 分部總計 HK\$'000 千港元 | 撇除 HK\$'000 千港元 | 總計 HK\$'000 千港元 |
| For the year ended 31 December 2024 | 截至2024年12月31日 止年度 | | | | | | |
| Segment revenue | 分部收益 | | | | | | |
| External sales | 外部銷售 | 2,783,805 | 1,416,855 | 3,188,091 | 7,388,751 | – | 7,388,751 |
| Inter-segment sales | 分部間銷售 | 1,332 | 27,470 | 161 | 28,963 | (28,963) | – |
| | | 2,785,137 | 1,444,325 | 3,188,252 | 7,417,714 | (28,963) | 7,388,751 |
| Segment results | 分部業績 | 531,679 | 50,879 | 16,935 | 599,493 | – | 599,493 |
| Unallocated finance costs | 未分配融資成本 | | | | | | (73,243) |
| Unallocated income | 未分配收入 | | | | | | 21,338 |
| Unallocated expenses | 未分配開支 | | | | | | (11,209) |
| Share of results of associates, net | 分佔聯營公司業績 淨額 | | | | | | (648) |
| Profit before taxation | 除稅前溢利 | | | | | | 535,731 |
| For the nine months ended 31 December 2023 | 截至2023年12月31日 止九個月 | | | | | | |
| Segment revenue | 分部收益 | | | | | | |
| External sales | 外部銷售 | 1,729,198 | 865,682 | 2,231,372 | 4,826,252 | – | 4,826,252 |
| Inter-segment sales | 分部間銷售 | 16 | 18,075 | 986 | 19,077 | (19,077) | – |
| | | 1,729,214 | 883,757 | 2,232,358 | 4,845,329 | (19,077) | 4,826,252 |
| Segment results | 分部業績 | 237,320 | 27,498 | 145,687 | 410,505 | – | 410,505 |
| Unallocated finance costs | 未分配融資成本 | | | | | | (88,579) |
| Unallocated income | 未分配收入 | | | | | | 42,764 |
| Unallocated expenses | 未分配開支 | | | | | | (22,227) |
| Profit before taxation | 除稅前溢利 | | | | | | 342,463 |

5. 分部資料 (續)

分部業績指各分部所賺取的溢利，惟不包括其他收入、融資成本及未分配開支應佔的業績分配。營運分部間存在不對稱分配，這是由於本集團在分配已抵押銀行存款及銀行結餘至各分部時，並未向各分部分配相關利息收入。此乃向主要營運決策人報告的計量方式，以供其作出資源分配及評估表現。

(a) 分部收益及業績

以下為本集團於年／期內按經營及可呈報分部劃分的收益及業績分析：

NOTES TO THE CONSOLIDATED FINANCIAL STATEMENTS (CONT'D)

綜合財務報表附註 (續)

FOR THE YEAR ENDED 31 DECEMBER 2024 截至2024年12月31日止年度

5. SEGMENT INFORMATION (CONTINUED)

(b) Segment assets and liabilities

An analysis of the Group's segment assets and segment liabilities by reportable and operating segments is as follows:

| | | Cable assembly 電線組件 HK\$'000 千港元 | Digital cable 數字電線 HK\$'000 千港元 | Server 服務器 HK\$'000 千港元 | Consolidated 綜合 HK\$'000 千港元 |
|--|--------------|--|---|----------------------------------|---------------------------------------|
| At 31 December 2024 | 於2024年12月31日 | | | | |
| Assets | 資產 | | | | |
| Reportable segment assets | 可呈報分部資產 | 1,732,708 | 1,564,249 | 1,698,029 | 4,994,986 |
| Associates | 聯營公司 | | | | 10,685 |
| Unallocated assets | 未分配資產 | | | | 22,538 |
| Consolidated total assets | 綜合總資產 | | | | 5,028,209 |
| Liabilities | 負債 | | | | |
| Reportable segment liabilities | 可呈報分部負債 | 662,587 | 336,784 | 855,322 | 1,854,693 |
| Unallocated bank borrowings | 未分配銀行借款 | | | | 243,159 |
| Unallocated loans from related companies | 未分配來自關連公司的貸款 | | | | 1,147,472 |
| Unallocated liabilities | 未分配負債 | | | | 3,837 |
| Consolidated total liabilities | 綜合負債總額 | | | | 3,249,161 |
| At 31 December 2023 | 於2023年12月31日 | | | | |
| Assets | 資產 | | | | |
| Reportable segment assets | 可呈報分部資產 | 1,648,358 | 1,378,068 | 3,121,036 | 6,147,462 |
| Unallocated assets | 未分配資產 | | | | 14,998 |
| Consolidated total assets | 綜合總資產 | | | | 6,162,460 |
| Liabilities | 負債 | | | | |
| Reportable segment liabilities | 可呈報分部負債 | 672,256 | 312,983 | 859,983 | 1,845,222 |
| Unallocated bank borrowings | 未分配銀行借款 | | | | 1,246,575 |
| Unallocated loans from related companies | 未分配來自關連公司的貸款 | | | | 1,671,076 |
| Unallocated liabilities | 未分配負債 | | | | 26,576 |
| Consolidated total liabilities | 綜合負債總額 | | | | 4,789,449 |

For the purposes of monitoring segment performances and allocating resources between segments:

- all assets are allocated to operating segments other than associates, certain other receivables, derivative financial assets, bank balances and cash and other unallocated assets; and
- all liabilities are allocated to operating segments other than certain derivative financial liabilities, bank borrowings, loans from related companies, other payables and other unallocated liabilities.

5. 分部資料 (續)

(b) 分部資產及負債

本集團按可呈報及經營分部劃分的分部資產及分部負債分析如下：

為監控分部表現並在分部之間分配資源：

- 除聯營公司、若干其他應收款項、衍生金融資產、銀行結餘及現金以及其他未分配資產外，所有資產均分配至經營分部；及
- 除若干衍生金融負債、銀行借款、來自關連公司的貸款、其他應付款項及其他未分配負債外，所有負債均分配至經營分部。

NOTES TO THE CONSOLIDATED FINANCIAL STATEMENTS (CONT'D)

綜合財務報表附註 (續)

FOR THE YEAR ENDED 31 DECEMBER 2024 截至2024年12月31日止年度

5. SEGMENT INFORMATION (CONTINUED)

(c) Other information

Amounts included in the measure of segment profit or segment assets.

| | | Cable assembly 電線組件 HK\$'000 千港元 | Digital cable 數字電線 HK\$'000 千港元 | Server 服務器 HK\$'000 千港元 | Unallocated 未分配 HK\$'000 千港元 | Consolidated 綜合 HK\$'000 千港元 |
|---|------------------------------|--|---|----------------------------------|---------------------------------------|---------------------------------------|
| For the year ended 31 December 2024 | 截至2024年12月 31日止年度 | | | | | |
| Capital additions | 資本增加 | 100,469 | 74,635 | 21,935 | 11,394 | 208,433 |
| Depreciation of property, plant and equipment | 物業、廠房及 設備折舊 | 27,232 | 29,500 | 14,237 | 878 | 71,847 |
| Depreciation of right-of- use assets | 使用權資產折舊 | 16,063 | 3,289 | 7,727 | 2,601 | 29,680 |
| Amortisation of intangible assets | 無形資產攤銷 | 48 | – | – | – | 48 |
| Loss on disposal and written off of property, plant and equipment | 出售及撇銷物業、 廠房及設備的 虧損 | 607 | 2,337 | 366 | – | 3,310 |
| Impairment losses under ECL on trade receivables | 貿易應收款項於 預期信貸虧損 項下之減值虧損 | 4 | (75) | 714 | – | 643 |
| Write-down of inventories | 存貨撇減 | 9,238 | 1,017 | 3,094 | – | 13,349 |
| Income tax | 所得稅 | 77,667 | 5,591 | 1,972 | – | 85,230 |
| For the nine months ended 31 December 2023 | 截至2023年12月 31日止九個月 | | | | | |
| Capital additions | 資本增加 | 74,768 | 12,784 | 6,457 | 32 | 94,041 |
| Depreciation of property, plant and equipment | 物業、廠房及設備 折舊 | 19,324 | 23,835 | 10,215 | 646 | 54,020 |
| Depreciation of right-of- use assets | 使用權資產折舊 | 8,656 | 3,350 | 5,832 | 1,951 | 19,789 |
| Loss on disposal and written off of property, plant and equipment | 出售及撇銷物業、 廠房及設備的 虧損 | 258 | 1,166 | – | – | 1,424 |
| Impairment losses under ECL on trade receivables | 貿易應收款項於 預期信貸虧損 項下之減值虧損 | 724 | 706 | (99) | – | 1,331 |
| Write-down of inventories | 存貨撇減 | 6,188 | 1,038 | 14,422 | – | 21,648 |
| Income tax | 所得稅 | 30,711 | 3,895 | 30,250 | – | 64,856 |

Information about the Group's revenue from external customers presented based on the geographical location of the customers is as follows:

有關本集團按照客戶所在的地理位置呈列來自外部客戶的收益資料如下：

| | | Year ended 31.12.2024 截至2024年 12月31日 止年度 HK\$'000 千港元 | Nine months ended 31.12.2023 截至2023年 12月31日 止九個月 HK\$'000 千港元 |
|------------------------------|------|---|---|
| Mainland China | 中國內地 | 4,186,333 | 3,272,664 |
| The United States of America | 美國 | 1,538,664 | 836,618 |
| Singapore | 新加坡 | 862,282 | 254,080 |
| Netherlands | 荷蘭 | 220,839 | 121,852 |
| Hong Kong | 香港 | 139,170 | 93,793 |
| Mexico | 墨西哥 | 108,106 | 77,074 |
| United Kingdom | 英國 | 42,978 | 16,905 |
| Others | 其他 | 290,379 | 153,266 |
| | | 7,388,751 | 4,826,252 |

NOTES TO THE CONSOLIDATED FINANCIAL STATEMENTS (CONT'D)

綜合財務報表附註（續）

FOR THE YEAR ENDED 31 DECEMBER 2024 截至2024年12月31日止年度

5. SEGMENT INFORMATION (CONTINUED)

(c) Other information (continued)

Information about the Group's non-current assets (excluding rental deposits) is presented based on the geographical location of the assets:

| | | Year ended 31.12.2024 截至2024年 12月31日 止年度 HK\$'000 千港元 | Nine months ended 31.12.2023 截至2023年 12月31日 止九個月 HK\$'000 千港元 |
|----------------|------|---|---|
| Mainland China | 中國內地 | 1,158,486 | 1,187,688 |
| Hong Kong | 香港 | 32,013 | 24,462 |
| Japan | 日本 | 1,553 | — |
| Mexico | 墨西哥 | 39,398 | 3,678 |
| Others | 其他 | 10,685 | — |
| | | 1,242,135 | 1,215,828 |

Information about major customers

Revenues from customers of the corresponding reporting year/period contributing over 10% of the total revenue of the Group are as follows:

| | | Year ended 31.12.2024 截至2024年 12月31日 止年度 HK\$'000 千港元 | Nine months ended 31.12.2023 截至2023年 12月31日 止九個月 HK\$'000 千港元 |
|---|-------------------|---|---|
| Customer A (from server segment) | 客戶A（來自服務器分部） | 1,305,134 | 612,967 |
| Customer B (from cable assembly segment) | 客戶B（來自電線組件分部） | 1,101,591 | 787,845 |
| Customer C (from cable assembly and server segment) | 客戶C（來自電線組件及服務器分部） | 1,004,300 | 793,877 |

6. REVENUE

Revenue represents the consideration expected to be entitled by the Group in respect of the manufacturing and sales of (i) cable assembly products, (ii) digital cable and (iii) server, during the year ended 31 December 2024 and the nine months ended 31 December 2023, excluding amounts collected on behalf of third parties.

The revenue of Group derives from manufacturing and sales of cable assembly products, digital cable and server. The Group's revenue is fixed price and short-term contracts. The normal credit term is 30 to 120 days upon delivery.

All sales contracts are for periods of one year or less. As permitted under HKFRS 15, the transaction price allocated to these unsatisfied and partially unsatisfied performance obligation in contracts is not disclosed.

5. 分部資料（續）

(c) 其他資料（續）

有關本集團的非流動資產（不包括租賃按金）的資料按資產的地理位置呈列：

有關主要客戶的資料

於相應報告年度／期間之收益貢獻佔本集團總收益10%以上的客戶如下：

6. 收益

收益指本集團於截至2024年12月31日止年度及截至2023年12月31日止九個月就(i)電線組件產品、(ii)數字電線及(iii)服務器的製造及銷售預期有權享有的代價（代第三方收取的款項除外）。

本集團收益來自電線組件產品、數字電線及服務器的製造及銷售。本集團收益為固定價格及短期合約。一般信貸期為交付後30至120日。

所有銷售合約乃於一年或以下的期間進行。按照香港財務報告準則第15號所允許，並無披露分配至合約中該等未達成及部分未達成履約責任的交易價格。

NOTES TO THE CONSOLIDATED FINANCIAL STATEMENTS (CONT'D)

綜合財務報表附註 (續)

FOR THE YEAR ENDED 31 DECEMBER 2024 截至2024年12月31日止年度

6. REVENUE (CONTINUED)

Revenue from its major products

The following is an analysis of the Group's revenue from its major products:

| | | Year ended 31.12.2024 截至2024年 12月31日 止年度 HK\$'000 千港元 | Nine months ended 31.12.2023 截至2023年 12月31日 止九個月 HK\$'000 千港元 |
|---|--------------------|---|---|
| Cable assembly | 電線組件 | | |
| – Optical fibres | – 光纖 | 1,349,133 | 941,506 |
| – Copper | – 銅 | 1,428,251 | 787,692 |
| – Others | – 其他 | 6,421 | – |
| Digital cable | 數字電線 | | |
| – Cat 6/6A cables | – Cat 6/6A電線 | 1,058,728 | 701,724 |
| – Cat 5/5e cables | – Cat 5/5e電線 | 65,998 | 67,584 |
| – Cat 7/7A cables | – Cat 7/7A電線 | 55,159 | 19,406 |
| – Specialty cable | – 特種線 | 236,970 | 76,968 |
| Server | 服務器 | | |
| – Sales of server products | – 銷售服務器產品 | 3,188,091 | 2,218,543 |
| – Commission income from resales of server related components | – 來自轉售服務器相關部件的佣金收入 | – | 12,829 |
| | | 7,388,751 | 4,826,252 |
| Over time | 隨時間 | 1,124,338 | 787,845 |
| Point in time | 於某一時間點 | 6,264,413 | 4,038,407 |
| | | 7,388,751 | 4,826,252 |

7. OTHER INCOME

| | | Year ended 31.12.2024 截至2024年 12月31日 止年度 HK\$'000 千港元 | Nine months ended 31.12.2023 截至2023年 12月31日 止九個月 HK\$'000 千港元 |
|--------------------------|-----------|---|---|
| Government grants (note) | 政府補助 (附註) | 5,746 | 4,355 |
| Interest income | 利息收入 | 21,338 | 42,764 |
| Others | 其他 | 14,182 | 3,331 |
| | | 41,266 | 50,450 |

Note: The government grants in both reporting periods were related to export and other incentive payments received by the Group from PRC authorities. There were no unfulfilled conditions attached to these grants.

6. 收益 (續)

主要產品所得收益

本集團自其主要產品所得收益的分析如下：

7. 其他收入

附註：兩個報告期的政府補助均與本集團從中國當局收取的出口及其他獎勵款項有關。該等補助並無附帶未達致條件。

8. OTHER GAINS AND LOSSES

| | | Year ended 31.12.2024 截至2024年 12月31日 止年度 HK\$'000 千港元 | Nine months ended 31.12.2023 截至2023年 12月31日 止九個月 HK\$'000 千港元 |
|--|-----------------------|---|---|
| Net foreign exchange loss | 外匯虧損淨額 | (3,549) | (21,805) |
| Loss on disposal of property, plant and equipment | 出售物業、廠房及設備的虧損 | (3,310) | (1,424) |
| Loss on change in fair value of financial assets at FVTPL | 按公平值計入損益的金融資產的公平值變動虧損 | – | (114) |
| Net gain/(loss) on change in fair value of derivative financial instrument | 衍生金融工具公平值變動收益/(虧損) 淨額 | 17,669 | (5,177) |
| Gain on deregistration of subsidiaries | 註銷附屬公司收益 | 142 | – |
| Others | 其他 | – | (100) |
| | | 10,952 | (28,620) |

8. 其他收益及虧損

NOTES TO THE CONSOLIDATED FINANCIAL STATEMENTS (CONT'D)

綜合財務報表附註 (續)

FOR THE YEAR ENDED 31 DECEMBER 2024 截至2024年12月31日止年度

9. FINANCE COSTS

| | | Year ended 31.12.2024 截至2024年 12月31日 止年度 HK\$'000 千港元 | Nine months ended 31.12.2023 截至2023年 12月31日 止九個月 HK\$'000 千港元 |
|--|-------------|---|---|
| Interest on bank borrowings | 銀行借款利息 | 20,135 | 32,109 |
| Interest on loans from related companies | 來自關連公司貸款的利息 | 50,050 | 54,129 |
| Interest on lease liabilities | 租賃負債利息 | 3,058 | 2,341 |
| | | 73,243 | 88,579 |

9. 融資成本

10. PROFIT BEFORE TAXATION

| | | Year ended 31.12.2024 截至2024年 12月31日 止年度 HK\$'000 千港元 | Nine months ended 31.12.2023 截至2023年 12月31日 止九個月 HK\$'000 千港元 |
|---|--|---|---|
| Profit before taxation has been arrived at after charging/(crediting): | 除稅前溢利經扣除／(計入)以下達致： | | |
| Depreciation of property, plant and equipment | 物業、廠房及設備折舊 | 71,847 | 54,020 |
| Depreciation of right-of-use assets | 使用權資產折舊 | 29,680 | 19,789 |
| Less: capitalised in inventories | 減：存貨資本化 | (83,208) | (59,603) |
| | | 18,319 | 14,206 |
| Amortisation of intangible assets | 無形資產攤銷 | 48 | – |
| Directors' emoluments (note 11) | 董事酬金(附註11) | 21,986 | 14,131 |
| Other staff costs | 其他員工成本 | 696,942 | 357,999 |
| Retirement benefits schemes contributions for other staff | 其他員工的退休福利計劃供款 | 84,366 | 63,980 |
| Equity-settled share-based payment for other staff | 其他員工按權益結算以股份為基礎的付款 | 34,330 | 19,573 |
| Total staff costs | 員工成本總額 | 837,624 | 455,683 |
| Less: capitalised in inventories | 減：存貨資本化 | (524,782) | (305,722) |
| | | 312,842 | 149,961 |
| Auditor's remuneration | 核數師酬金 | | |
| – BDO Limited | – 香港立信德豪會計師事務所有限公司 | 2,500 | 2,350 |
| – Other auditors | – 其他核數師 | 979 | 159 |
| | | 3,479 | 2,509 |
| Cost of inventories recognised as expense (including the write-down of inventories during the year ended 31 December 2024 amounting to HK\$13,349,000 (nine months ended 31 December 2023: HK\$21,648,000)) | 確認為開支的存貨成本(包括截至2024年12月31日止年度13,349,000港元(截至2023年12月31日止九個月：21,648,000港元)存貨撇減) | 6,310,137 | 4,146,343 |
| Impairment loss under ECL on trade receivables | 貿易應收款項之預期信貸虧損項下之減值虧損 | 643 | 1,331 |

10. 除稅前溢利

NOTES TO THE CONSOLIDATED FINANCIAL STATEMENTS (CONT'D)

綜合財務報表附註（續）

FOR THE YEAR ENDED 31 DECEMBER 2024 截至2024年12月31日止年度

11. DIRECTORS', CHIEF EXECUTIVE OFFICER'S AND EMPLOYEES' EMOLUMENTS

(a) Directors' emoluments

The emoluments paid or payable to directors of the Company are as follows:

| | | Fees | Salaries and allowances | Performance related incentive payment | Equity-settled share-based payments | Retirement benefits schemes contributions | Total |
|---|-------------------|-----------------------|--------------------------|---------------------------------------|-------------------------------------|---|-----------------------|
| | | 袍金 HK\$'000 千港元 | 薪金及津貼 HK\$'000 千港元 | 表現相關獎金 HK\$'000 千港元 | 按權益結算以股份為基礎的付款 HK\$'000 千港元 | 退休福利計劃供款 HK\$'000 千港元 | 總計 HK\$'000 千港元 |
| For the year ended 31 December 2024 | 截至2024年12月31日止年度 | | | | | | |
| Executive directors: | 執行董事： | | | | | | |
| Mr. Cua Tin Yin Simon (note a) | 柯天然先生 (附註a) | - | 5,010 | 3,066 | 2,929 | 231 | 11,236 |
| Mr. Wong Chi Kuen | 黃志權先生 | - | 3,196 | 1,956 | 2,661 | 147 | 7,960 |
| Non-executive directors: | 非執行董事： | | | | | | |
| Ms. Wang Laichun | 王來春女士 | 390 | - | - | - | - | 390 |
| Independent non-executive directors: | 獨立非執行董事： | | | | | | |
| Mr. Ho Hin Shun | 何顯信先生 | 290 | - | - | 510 | - | 800 |
| Mr. Luk Wai Shing | 陸偉成先生 | 290 | - | - | 510 | - | 800 |
| Mr. Chan Chung Shun Eric | 陳忠信先生 | 290 | - | - | 510 | - | 800 |
| | | 1,260 | 8,206 | 5,022 | 7,120 | 378 | 21,986 |
| For the nine months ended 31 December 2023 | 截至2023年12月31日止九個月 | | | | | | |
| Executive directors: | 執行董事： | | | | | | |
| Mr. Cua Tin Yin Simon (note a) | 柯天然先生 (附註a) | - | 3,607 | 2,105 | 1,491 | 166 | 7,369 |
| Mr. Wong Chi Kuen | 黃志權先生 | - | 2,301 | 1,342 | 1,355 | 106 | 5,104 |
| Non-executive directors: | 非執行董事： | | | | | | |
| Ms. Wang Laichun | 王來春女士 | 293 | - | - | - | - | 293 |
| Independent non-executive directors: | 獨立非執行董事： | | | | | | |
| Mr. Ho Hin Shun | 何顯信先生 | 195 | - | - | 260 | - | 455 |
| Mr. Luk Wai Shing | 陸偉成先生 | 195 | - | - | 260 | - | 455 |
| Mr. Chan Chung Shun Eric | 陳忠信先生 | 195 | - | - | 260 | - | 455 |
| | | 878 | 5,908 | 3,447 | 3,626 | 272 | 14,131 |

Notes:

- (a) Mr. Cua Tin Yin Simon is the chief executive officer of the Company and his emoluments disclosed above include those for services rendered by him as the chief executive.

The executive directors' emoluments shown above were for their services in connection with the management of affairs of the Group. The emoluments of non-executive directors and independent non-executive directors shown above were for their services as directors of the Company.

The performance related incentive payment is determined with reference to the operating results of the Group and individual performance.

附註：

- (a) 柯天然先生為本公司的行政總裁，上文所披露其酬金包括彼作為最高行政人員提供服務的酬金。

上文所列執行董事酬金乃為其管理本集團事務有關之服務酬金。上文所列非執行董事及獨立非執行董事的酬金為彼等擔任本公司董事的服務酬金。

表現相關獎金參考本集團經營業績及個人表現而釐定。

NOTES TO THE CONSOLIDATED FINANCIAL STATEMENTS (CONT'D)

綜合財務報表附註 (續)

FOR THE YEAR ENDED 31 DECEMBER 2024 截至2024年12月31日止年度

11. DIRECTORS', CHIEF EXECUTIVE OFFICER'S AND EMPLOYEES' EMOLUMENTS (CONTINUED)

(b) Employees' emoluments

Of the five individuals with the highest emoluments in the Group, 2 (nine months ended 31 December 2023: 2) were directors and the chief executive officer of the Company whose emoluments are included in the disclosures above. The emoluments of the remaining 3 (nine months ended 31 December 2023: 3) individuals were as follows:

| | | Year ended 31.12.2024 截至2024年 12月31日 止年度 HK\$'000 千港元 | Nine months ended 31.12.2023 截至2023年 12月31日 止九個月 HK\$'000 千港元 |
|---|----------------|---|---|
| Salaries and allowances | 薪金及津貼 | 5,795 | 4,241 |
| Performance related incentive payment | 表現相關獎金 | 2,083 | 1,499 |
| Equity-settled share-based payments | 按權益結算以股份為基礎的付款 | 5,623 | 5,106 |
| Retirement benefits schemes contributions | 退休福利計劃供款 | 213 | 157 |
| | | 13,714 | 11,003 |

The performance related incentive payment is determined with reference to the operating results of the Group and individual performance.

The aggregate of the emoluments in respect of the remaining 3 (nine months ended 31 December 2023: 3) individuals with the highest emoluments fell within the following bands are as follows:

| | | Number of individuals 人數 | |
|--------------------------------|-------------------------|--|--|
| | | Year ended 31.12.2024 截至2024年 12月31日 止年度 | Nine months ended 31.12.2023 截至2023年 12月31日 止九個月 |
| HK\$2,000,001 to HK\$2,500,000 | 2,000,001港元至2,500,000港元 | — | — |
| HK\$2,500,001 to HK\$3,000,000 | 2,500,001港元至3,000,000港元 | — | 2 |
| HK\$3,000,001 to HK\$5,500,000 | 3,000,001港元至5,500,000港元 | 2 | — |
| HK\$5,500,001 to HK\$6,000,000 | 5,500,001港元至6,000,000港元 | 1 | 1 |
| | | 3 | 3 |

No emoluments were paid by the Group to the directors of the Company and the chief executive officer of the Group or the five highest paid individuals (including directors, chief executives and employees) as an inducement to join or upon joining the Group or as compensation for loss of office. None of the directors of the Company nor the chief executive officer of the Group waived any emoluments during both years.

11. 董事、行政總裁及僱員酬金 (續)

(b) 僱員酬金

本集團五名最高薪酬人士中，2名（截至2023年12月31日止九個月：2名）為本公司董事及行政總裁（彼等之酬金載於上述披露中）。其餘3名（截至2023年12月31日止九個月：3名）人士的酬金如下：

| | | Year ended 31.12.2024 截至2024年 12月31日 止年度 HK\$'000 千港元 | Nine months ended 31.12.2023 截至2023年 12月31日 止九個月 HK\$'000 千港元 |
|---|----------------|---|---|
| Salaries and allowances | 薪金及津貼 | 5,795 | 4,241 |
| Performance related incentive payment | 表現相關獎金 | 2,083 | 1,499 |
| Equity-settled share-based payments | 按權益結算以股份為基礎的付款 | 5,623 | 5,106 |
| Retirement benefits schemes contributions | 退休福利計劃供款 | 213 | 157 |
| | | 13,714 | 11,003 |

表現相關獎金參考本集團經營業績及個人表現而釐定。

最高薪酬的其餘3名（截至2023年12月31日止九個月：3名）人士的合計薪酬介乎下列範圍內：

| | | Number of individuals 人數 | |
|--------------------------------|-------------------------|--|--|
| | | Year ended 31.12.2024 截至2024年 12月31日 止年度 | Nine months ended 31.12.2023 截至2023年 12月31日 止九個月 |
| HK\$2,000,001 to HK\$2,500,000 | 2,000,001港元至2,500,000港元 | — | — |
| HK\$2,500,001 to HK\$3,000,000 | 2,500,001港元至3,000,000港元 | — | 2 |
| HK\$3,000,001 to HK\$5,500,000 | 3,000,001港元至5,500,000港元 | 2 | — |
| HK\$5,500,001 to HK\$6,000,000 | 5,500,001港元至6,000,000港元 | 1 | 1 |
| | | 3 | 3 |

本集團並無向本公司董事及本集團行政總裁或五名最高薪人士（包括董事、最高行政人員及僱員）支付任何酬金作為加入本集團或在加入本集團時的獎勵或離職補償。於兩個年度，概無本公司董事或本集團行政總裁放棄任何薪酬。

NOTES TO THE CONSOLIDATED FINANCIAL STATEMENTS (CONT'D)

綜合財務報表附註 (續)

FOR THE YEAR ENDED 31 DECEMBER 2024 截至2024年12月31日止年度

12. TAXATION

| | |
|---|-------------------|
| Hong Kong Profits Tax | 香港利得稅 |
| Current tax | 即期稅項 |
| Under-provision in respect of prior years | 於過往年度撥備不足 |
| PRC Enterprise Income Tax ("EIT") | 中國企業所得稅 (「企業所得稅」) |
| Current tax | 即期稅項 |
| Over provision in respect of prior years | 於過往年度超額撥備 |
| Other Jurisdiction Income Tax | 其他司法權區的所得稅 |
| Current tax | 即期稅項 |
| Deferred tax (note 28) | 遞延稅項 (附註28) |

12. 稅項

| Year ended 31.12.2024 截至2024年 12月31日 止年度 HK\$'000 千港元 | Nine months ended 31.12.2023 截至2023年 12月31日 止九個月 HK\$'000 千港元 |
|---|---|
| 36,290 | 11,012 |
| – | 10 |
| 36,290 | 11,022 |
| 63,047 (959) | 55,261 (956) |
| 62,088 | 54,305 |
| 613 | – |
| 613 | – |
| (13,761) | (471) |
| 85,230 | 64,856 |

(i) Hong Kong Profits Tax

Hong Kong Profits Tax is calculated at 16.5% of the estimated assessable profit for both reporting periods.

(i) 香港利得稅

於兩個報告期內，香港利得稅按估計應課稅溢利的16.5%計算。

(ii) PRC EIT

Under the Law of the PRC on EIT (the "EIT Law") and Implementation Regulation of the EIT Law, the tax rate of the PRC subsidiaries is 25%. Pursuant to the relevant laws and regulations in the PRC, certain entities of the Group operating in the PRC were awarded the Advanced-Technology Enterprise Certificate and are eligible for tax concessionary rate of 15% for the year ended 31 December 2024 and the nine months ended 31 December 2023.

(ii) 中國企業所得稅

根據中國企業所得稅法 (「企業所得稅法」) 及企業所得稅法實施條例，中國附屬公司的稅率為25%。根據中國相關法律及法規，本集團於中國營運的若干實體獲頒高新技術企業證書，並於截至2024年12月31日止年度及截至2023年12月31日止九個月符合資格享有15%的優惠稅率。

Certain entities operating in the PRC that have taxable income of not more than RMB3 million, the quarterly average of total assets does not exceed RMB50 million as well as the quarterly average number of employees does not exceed 300 are qualified as small and micro enterprises for the year ended 31 December 2024 and the nine months ended 31 December 2023. For the first RMB1 million taxable income, 25% of its first RMB1 million taxable income would be taxed at a reduced rate of 20%. With effect from 1 January to 31 December 2022, these entities were entitled to a further reduced EIT rate of 10% on 25% of its first RMB1 million taxable income. For the portion over first RMB1 million and up to RMB3 million, only 25% of the taxable income would be taxed at a reduced EIT rate of 20% from 1 January 2023 to 31 December 2027.

於中國營運且應課稅收入不超過人民幣3百萬元、季度平均總資產不超過人民幣50百萬元以及季度僱員平均數目不超過300人的若干實體於截至2024年12月31日止年度及截至2023年12月31日止九個月符合小微企業的資格。對於首筆人民幣1百萬元的應課稅收入，其首筆人民幣1百萬元應課稅收入的25%將按20%的減緩稅率繳稅。自2022年1月1日起至12月31日，該等實體有權就其首筆人民幣1百萬元應課稅收入的25%進一步降低10%企業所得稅稅率。自2023年1月1日起至2027年12月31日，對於首筆人民幣1百萬元以上至人民幣3百萬元以下的部分，僅25%的應課稅收入將按20%的減緩企業所得稅稅率繳稅。

According to relevant laws and regulations promulgated by the State Tax Bureau of the PRC that was effective from 2021 onwards, enterprises engaging in research and development activities are entitled to claim an additional 100% of their research and development expense ("Super Deduction") so incurred as tax deductible expenses when determining their assessable profits for both reporting periods. The Group has made its best estimate for the Super Deduction to be claimed for the Group's entities in ascertaining their assessable profits for the year ended 31 December 2024 and the nine months ended 31 December 2023.

根據中國國家稅務局所頒佈自2021年起生效的相關法律及法規，從事研發活動的企業於釐定兩個報告期間的應課稅溢利時，有權要求將其產生的研發開支的額外100% (「超額抵扣」) 列作可扣稅開支。本集團已就本集團旗下實體可要求的超額抵扣作出最佳估計，以確定截至2024年12月31日止年度及截至2023年12月31日止九個月的應課稅溢利。

NOTES TO THE CONSOLIDATED FINANCIAL STATEMENTS (CONT'D)

綜合財務報表附註 (續)

FOR THE YEAR ENDED 31 DECEMBER 2024 截至2024年12月31日止年度

12. TAXATION (CONTINUED)

Taxation for the year/period can be reconciled to the profit before taxation as follows:

| | | Year ended 31.12.2024 截至2024年 12月31日 止年度 HK\$'000 千港元 | Nine months ended 31.12.2023 截至2023年 12月31日 止九個月 HK\$'000 千港元 |
|---|---|---|---|
| Profit before taxation | 除稅前溢利 | 535,731 | 342,463 |
| Tax charge of Hong Kong Profits Tax at 16.5% (nine months ended 31 March 2023: 16.5%) | 按16.5%稅率計算的香港利得稅支出(截至2023年3月31日止九個月: 16.5%) | 88,396 | 56,506 |
| Tax effect of expenses not deductible for tax purposes | 就稅務目的不可扣稅開支的稅務影響 | 6,376 | 3,922 |
| Tax effect of income not taxable for tax purposes | 就稅務目的毋須課稅收入的稅務影響 | (4,795) | (662) |
| Tax effect of tax losses not recognised | 未確認稅項虧損的稅務影響 | 7,775 | 635 |
| Tax effect of utilisation of tax losses previously not recognised | 動用先前未確認稅項虧損的稅務影響 | (69) | (188) |
| Effect of income tax on concessionary rates for PRC subsidiaries | 所得稅對中國附屬公司優惠稅率的影響 | (23,549) | (16,233) |
| Effect of different tax rates of subsidiaries in jurisdictions other than Hong Kong | 香港以外司法權區附屬公司之不同稅率的影響 | 35,174 | 24,360 |
| Over-provision in respect of prior years | 於過往年度超額撥備 | (959) | (946) |
| Tax effect of super deduction for research and development expenses | 研發開支的超額抵扣的稅務影響 | (23,290) | (2,740) |
| Others | 其他 | 171 | 202 |
| | | 85,230 | 64,856 |

13. EARNINGS PER SHARE

The calculation of the basic and diluted earnings per share attributable to owners of the Company is based on the following data:

12. 稅項 (續)

年/期內稅項可與除稅前溢利對賬如下:

13. 每股盈利

本公司擁有人應佔每股基本及攤薄盈利乃按下列數據計算:

| | | Year ended 31.12.2024 截至2024年 12月31日 止年度 HK\$'000 千港元 | Nine months ended 31.12.2023 截至2023年 12月31日 止九個月 HK\$'000 千港元 |
|--|----------------------------------|---|---|
| Earnings for the purposes of calculating basic and diluted earnings per share (profit for the year/period attributable to owners of the Company) | 用以計算每股基本及攤薄盈利的盈利(本公司擁有人應佔年/期內溢利) | 450,872 | 277,144 |
| | | Number of shares 股份數目 '000 千股 | '000 千股 |
| Weighted average number of ordinary shares for the purpose of calculating basic earnings per share | 用以計算每股基本盈利的普通股加權平均股份數目 | 1,946,579 | 1,945,952 |
| Effect of dilutive potential ordinary shares: – Share options | 潛在攤薄普通股的影響: – 購股權 | 43,371 | – |
| Weighted average number of ordinary shares for the purpose of calculating diluted earnings per share | 用以計算每股攤薄盈利的普通股加權平均股份數目 | 1,989,950 | 1,945,952 |

NOTES TO THE CONSOLIDATED FINANCIAL STATEMENTS (CONT'D)

綜合財務報表附註 (續)

FOR THE YEAR ENDED 31 DECEMBER 2024 截至2024年12月31日止年度

14. DIVIDENDS

14. 股息

| | | Year ended 31.12.2024 截至2024年 12月31日 止年度 HK\$'000 千港元 | Nine months ended 31.12.2023 截至2023年 12月31日 止九個月 HK\$'000 千港元 |
|--|---|---|---|
| Dividends recognised as distribution during the year/period: | 於年／期內確認為分派的股息： | | |
| Final dividend in respect of previous financial year – HK0.7 cents (nine months ended 31 December 2023: final dividend in respect of previous financial year – HK0.5 cents) per ordinary share | 上一個財政年度末期股息 – 每股普通股0.7港仙 (截至2023年12月31日止九個月：上一個財政年度末期股息 – 每股普通股0.5港仙) | 13,622 | 9,730 |
| Interim dividend – HK1.0 cent (nine months ended 31 December 2023: interim dividend – HK0.75 cents) per ordinary share | 中期股息 – 每股普通股1.0港仙 (截至2023年12月31日止九個月：中期股息 – 每股普通股0.75港仙) | 19,470 | 14,595 |
| | | 33,092 | 24,325 |

On 28 March 2025, a final dividend of HK1.3 cents per ordinary share in respect of the year ended 31 December 2024, totalling HK\$25,349,000 has been proposed by the board of directors of the Company. The final dividend is subject to approval by the shareholders of the Company in the forthcoming annual general meeting.

於2025年3月28日，本公司董事會建議就截至2024年12月31日止年度派發末期股息每股普通股1.3港仙，總額為25,349,000港元。末期股息須待本公司股東於應屆股東週年大會上批准。

NOTES TO THE CONSOLIDATED FINANCIAL STATEMENTS (CONT'D)

綜合財務報表附註（續）

FOR THE YEAR ENDED 31 DECEMBER 2024 截至2024年12月31日止年度

15. PROPERTY, PLANT AND EQUIPMENT

15. 物業、廠房及設備

| | | Buildings | Leasehold improvements | Plant and machinery | Tools and moulds | Furniture, fixtures and equipment | Motor vehicles | Construction in progress | Total |
|---|--------------|-----------|------------------------|---------------------|------------------|-----------------------------------|----------------|--------------------------|-----------|
| | | 樓宇 | 租賃物業裝修 | 廠房及機器 | 工具及模具 | 傢俬、裝置及設備 | 汽車 | 在建工程 | 總計 |
| | | HK\$'000 | HK\$'000 | HK\$'000 | HK\$'000 | HK\$'000 | HK\$'000 | HK\$'000 | HK\$'000 |
| | | 千港元 | 千港元 | 千港元 | 千港元 | 千港元 | 千港元 | 千港元 | 千港元 |
| COST OR VALUATION | 成本或估值 | | | | | | | | |
| At 1 April 2023 | 於2023年4月1日 | 262,459 | 135,216 | 884,112 | 54,137 | 144,131 | 10,437 | 1,967 | 1,492,459 |
| Currency realignment | 貨幣調整 | (8,861) | (4,249) | (31,049) | (2,262) | (5,111) | (313) | (34) | (51,879) |
| Additions | 添置 | 103 | 2,357 | 34,554 | 17,402 | 19,511 | 282 | 906 | 75,115 |
| Transfer from construction in progress | 轉撥自在建工程 | – | – | 2,825 | – | – | – | (2,825) | – |
| Disposals/written off | 出售/撇銷 | – | (5,753) | (2,487) | (2,006) | (1,466) | (638) | – | (12,350) |
| Revaluation adjustment to profit or loss | 計入損益的重估調整 | 71 | – | – | – | – | – | – | 71 |
| Revaluation adjustment to revaluation reserve | 計入重估儲備的重估調整 | (1,910) | – | – | – | – | – | – | (1,910) |
| At 31 December 2023 | 於2023年12月31日 | 251,862 | 127,571 | 887,955 | 67,271 | 157,065 | 9,768 | 14 | 1,501,506 |
| Currency realignment | 貨幣調整 | (5,465) | (3,212) | (20,455) | (1,744) | (3,787) | (183) | (2) | (34,848) |
| Additions | 添置 | – | 26,195 | 79,659 | 22,512 | 29,009 | 3,187 | 132 | 160,694 |
| Acquired on acquisition of a subsidiary | 收購一間附屬公司後獲取 | – | – | 481 | 10 | 136 | 715 | – | 1,342 |
| Transfer from construction in progress | 轉撥自在建工程 | – | – | – | – | – | – | – | – |
| Disposals/written off | 出售/撇銷 | – | (853) | (28,387) | (3,242) | (9,062) | (1,174) | – | (42,718) |
| Revaluation adjustment to profit or loss | 計入損益的重估調整 | (1,257) | – | – | – | – | – | – | (1,257) |
| Revaluation adjustment to revaluation reserve | 計入重估儲備的重估調整 | (4,998) | – | – | – | – | – | – | (4,998) |
| At 31 December 2024 | 於2024年12月31日 | 240,142 | 149,701 | 919,253 | 84,807 | 173,361 | 12,313 | 144 | 1,579,721 |
| ACCUMULATED DEPRECIATION | 累計折舊 | | | | | | | | |
| At 1 April 2023 | 於2023年4月1日 | – | 100,821 | 403,644 | 29,548 | 69,463 | 8,796 | – | 612,272 |
| Currency realignment | 貨幣調整 | (112) | (3,425) | (14,650) | (1,198) | (2,608) | (262) | – | (22,255) |
| Provided for the year | 年度撥備 | 5,562 | 6,145 | 24,725 | 3,784 | 13,437 | 367 | – | 54,020 |
| Disposals/written off | 出售/撇銷 | – | (5,048) | (1,143) | (1,618) | (1,251) | (574) | – | (9,634) |
| Eliminated on revaluation | 於重估時抵銷 | (5,450) | – | – | – | – | – | – | (5,450) |
| At 31 December 2023 | 於2023年12月31日 | – | 98,493 | 412,576 | 30,516 | 79,041 | 8,327 | – | 628,953 |
| Currency realignment | 貨幣調整 | (94) | (2,127) | (10,205) | (845) | (1,792) | (157) | – | (15,220) |
| Provided for the period | 期內撥備 | 7,508 | 4,577 | 31,688 | 10,220 | 17,354 | 500 | – | 71,847 |
| Disposals/written off | 出售/撇銷 | – | (92) | (7,988) | (1,697) | (7,741) | (1,073) | – | (18,591) |
| Eliminated on revaluation | 於重估時抵銷 | (7,414) | – | – | – | – | – | – | (7,414) |
| At 31 December 2024 | 於2024年12月31日 | – | 100,851 | 426,071 | 38,194 | 86,862 | 7,597 | – | 659,575 |
| CARRYING VALUES | 賬面值 | | | | | | | | |
| At 31 December 2024 | 於2024年12月31日 | | | | | | | | |
| – Cost less accumulated depreciation | – 成本減累計折舊 | – | 48,850 | 493,182 | 46,613 | 86,499 | 4,716 | 144 | 680,004 |
| – Valuation | – 估值 | 240,142 | – | – | – | – | – | – | 240,142 |
| | | 240,142 | 48,850 | 493,182 | 46,613 | 86,499 | 4,716 | 144 | 920,146 |
| At 31 December 2023 | 於2023年12月31日 | | | | | | | | |
| – Cost less accumulated depreciation | – 成本減累計折舊 | – | 29,078 | 475,379 | 36,755 | 78,024 | 1,441 | 14 | 620,691 |
| – Valuation | – 估值 | 251,862 | – | – | – | – | – | – | 251,862 |
| | | 251,862 | 29,078 | 475,379 | 36,755 | 78,024 | 1,441 | 14 | 872,553 |

NOTES TO THE CONSOLIDATED FINANCIAL STATEMENTS (CONT'D)

綜合財務報表附註 (續)

FOR THE YEAR ENDED 31 DECEMBER 2024 截至2024年12月31日止年度

15. PROPERTY, PLANT AND EQUIPMENT (CONTINUED)

Depreciation is provided to write off the cost of items of property, plant and equipment (other than construction in progress), using straight-line method or reducing balance method over the following useful lives:

Straight-line method:

| | |
|-----------------------------------|--|
| Buildings | Over the shorter of the remaining term of the related land lease or estimated useful lives |
| Leasehold improvements | Over the shorter of the term of the related lease or 10 years |
| Tools and moulds | 5 – 10 years |
| Furniture, fixtures and equipment | 5 – 10 years |
| Motor vehicles | 5 years |

Reducing balance method:

| | |
|---------------------|---------------|
| Plant and machinery | 10 – 15 years |
|---------------------|---------------|

Fair value measurement of the Land and Buildings

The Group's Land and Buildings were revalued on 31 December 2024 and 31 December 2023 by Ravia Global Appraisal Advisory Limited and RHL Appraisal Limited respectively, an independent qualified valuer not related to the Group. During the year ended 31 December 2024, the net revaluation loss of HK\$19,084,000 (nine months ended 31 December 2023: net revaluation gain of HK\$10,198,000), comprising the revaluation loss of HK\$21,501,000 (nine months ended 31 December 2023: revaluation gain of HK\$6,658,000) arising from right-of-use assets and revaluation gain HK\$2,417,000 (nine months ended 31 December 2023: revaluation gain of HK\$3,540,000) arising from property, plant and equipment, have been debited (nine months ended 31 December 2023: credited) to property revaluation reserve, and the corresponding total deferred tax of HK\$4,834,000 (nine months ended 31 December 2023: HK\$2,553,000), have been credited (nine months ended 31 December 2023: debited) to the property revaluation reserve.

In addition, during the year ended 31 December 2024, the net revaluation loss of HK\$11,877,000 (nine months ended 31 December 2023: net revaluation loss of HK\$2,389,000), comprising of revaluation loss of HK\$10,620,000 (nine months ended 31 December 2023: HK\$2,460,000) arising from right-of-use assets and revaluation loss of HK\$1,257,000 (nine months ended 31 December 2023: HK\$71,000) arising from property, plant and equipment, is debited to profit and loss (31 December 2023: debited) and the corresponding total deferred tax of HK\$2,781,000 (nine months ended 31 December 2023: HK\$608,000) have been credited (nine months ended 31 December 2023: credited) to profit or loss. The valuations by the independent qualified valuer are arrived by direct comparison approach assuming sale of the Land and Buildings in their existing states with their highest and best use and by making reference to comparable sales transactions as available in the relevant market. The direct comparison approach is based on market observable recent transactions of similar properties in similar locations. There has been no change to the valuation technique during the reporting period.

If the Land and Buildings of the Group had not been revalued, they would have been included in these consolidated financial statements at historical cost less accumulated depreciation and their carrying amounts would have been approximately HK\$176,228,000 (31 December 2023: HK\$185,325,000) as property, plant and equipment and approximately HK\$76,611,000 (31 December 2023: HK\$80,480,000) as right-of-use assets as at 31 December 2024.

The following table gives information about how the fair values of these Land and Buildings are determined (in particular, the valuation technique and inputs used), as well as the fair value hierarchy into which the fair value measurements are categorised (Level 1 to 3) based on the degree to which the inputs to the fair value measurements is observable.

15. 物業、廠房及設備 (續)

就物業、廠房及設備項目(在建工程除外)按照以下可使用年期以直線法或餘額遞減法撇銷其成本計提折舊:

直線法:

| | |
|----------|----------------------------|
| 樓宇 | 相關土地租賃剩下租期或估計可使用年期(以較短者為準) |
| 租賃物業裝修 | 相關租期或10年之較短者 |
| 工具及模具 | 5至10年 |
| 傢俬、裝置及設備 | 5至10年 |
| 汽車 | 5年 |

餘額遞減法:

| | |
|-------|--------|
| 廠房及機器 | 10至15年 |
|-------|--------|

土地及樓宇之公平值計量

本集團的土地及樓宇由與本集團並無關連的獨立合資格估值師瑞豐環球評估諮詢有限公司及永利行評估顧問有限公司分別在2024年12月31日及2023年12月31日重估。截至2024年12月31日止年度，重估虧損淨額19,084,000港元(截至2023年12月31日止九個月：重估收益淨額10,198,000港元)，包括由使用權資產產生的重估虧損21,501,000港元(截至2023年12月31日止九個月：重估收益6,658,000港元)及由物業、廠房及設備產生的重估收益2,417,000港元(截至2023年12月31日止九個月：重估收益3,540,000港元)已自物業重估儲備扣除(截至2023年12月31日止九個月：計入)，而相應遞延稅項總額4,834,000港元(截至2023年12月31日止九個月：2,553,000港元)已計入物業重估儲備(截至2023年12月31日止九個月：扣除)。

此外，截至2024年12月31日止年度，重估虧損淨額11,877,000港元(截至2023年12月31日止九個月：重估虧損淨額2,389,000港元)，包括由使用權資產產生的重估虧損10,620,000港元(截至2023年12月31日止九個月：2,460,000港元)及由物業、廠房及設備產生的重估虧損1,257,000港元(截至2023年12月31日止九個月：71,000港元)已自溢利及虧損扣除(截至2023年12月31日止九個月：扣除)，而相應遞延稅項總額2,781,000港元(截至2023年12月31日止九個月：608,000港元)已計入(截至2023年12月31日止九個月：計入)損益。獨立合資格估值師所得出的估值乃使用直接比較法而達致，當中假設土地及樓宇以其最高及最佳用途的現況出售，並參考相關市場上可得的可比較銷售交易資料。直接比較法乃基於類似地點的類似物業之市場可觀察近期交易。報告期內之估值技術並無變動。

如本集團土地及樓宇並無重估，其將按歷史成本減累計折舊計入該等綜合財務報表內，而其於2024年12月31日列作物業、廠房及設備以及使用權資產的賬面值將分別為約176,228,000港元(2023年12月31日：185,325,000港元)及約76,611,000港元(2023年12月31日：80,480,000港元)。

下表列示如何釐定該等土地及樓宇的公平值的資料(尤其是所使用的估值技術及輸入數據)，以及基於公平值計量輸入數據的可觀察程度所釐定公平值計量所屬的公平值層級(第一級至第三級)。

NOTES TO THE CONSOLIDATED FINANCIAL STATEMENTS (CONT'D)

綜合財務報表附註 (續)

FOR THE YEAR ENDED 31 DECEMBER 2024 截至2024年12月31日止年度

15. PROPERTY, PLANT AND EQUIPMENT (CONTINUED)

Fair value measurement of the Land and Buildings (continued)

| Description 描述 | Fair value at 於以下日期的公平值 31.12.2024 HK\$'000 千港元 | | Fair value hierarchy 公平值層級 | Valuation techniques and key inputs 估值技術及主要輸入數據 | Significant unobservable inputs 重大不可觀察輸入數據 | Sensitivity 敏感度 |
|--|---|---------|----------------------------------|---|---|---|
| Buildings in the PRC | 240,142 | 251,862 | Level 3 | Direct comparison method based on market observable transactions of similar properties and adjusted for timing of reference transactions and property-specific adjustments including nature, location and conditions of the property. | Adjusted price per square metre, using market direct comparable properties and taking into account location and other individual factors such as road frontage, size of property etc., which is ranged from RMB1,513 to RMB2,096 (2023: RMB1,525 to RMB2,138) per square meter. | A significant increase in the adjusted price per square meter used would result in a significant increase in the fair value measurement of the buildings, and vice versa. |
| 位於中國的樓宇 | 240,142 | 251,862 | 第三級 | 直接比較法，乃基於類似物業的市場可觀察交易，及就參考交易的時間進行調整，並作出物業特定調整，包括物業的性質、位置及狀況。 | 經調整每平方米價格，乃採用市場直接可比較物業並經考慮位置以及臨街道路、物業大小等其他個別因素，每平方米介乎人民幣1,513元至人民幣2,096元（2023年：人民幣1,525元至人民幣2,138元）。 | 經調整所使用每平方米價格大幅上升將導致樓宇公平值計量大幅上升，反之亦然。 |
| Leasehold land in the PRC (included in right-of-use assets in Note 16) | 232,135 | 274,551 | Level 3 | Direct comparison method based on market observable transactions of similar properties and adjusted for timing of reference transactions and property-specific adjustments including nature, location and conditions of the property. | Adjusted price per square metre, using market direct comparable properties and taking into account location and other individual factors such as road frontage, size of property etc., which is ranged from RMB1,335 to RMB1,738 (2023: RMB1,295 to RMB1,918) per square meter. | A significant increase in the adjusted price per square meter used would result in a significant increase in the fair value measurement of the leasehold land and vice versa. |
| 位於中國的租賃土地（計入附註16的使用權資產） | 232,135 | 274,551 | 第三級 | 直接比較法，乃基於類似物業的市場可觀察交易，及就參考交易的時間進行調整，並作出物業特定調整，包括物業的性質、位置及狀況。 | 經調整每平方米價格，乃採用市場直接可比較物業並經考慮位置以及臨街道路、物業大小等其他個別因素，每平方米介乎人民幣1,335元至人民幣1,738元（2023年：人民幣1,295元至人民幣1,918元）。 | 經調整所使用每平方米價格大幅上升將導致租賃土地公平值計量大幅上升，反之亦然。 |

There were no transfers into or out of Level 3 during the year ended 31 December 2024.

於截至2024年12月31日止年度並無轉入或轉出第三級。

16. RIGHT-OF-USE ASSETS

| | Leasehold land 租賃土地 HK\$'000 千港元 (note a) (附註a) | Leasehold properties 租賃物業 HK\$'000 千港元 | Total 總計 HK\$'000 千港元 |
|---|--|---|--------------------------------|
| At 31 December 2024 | | | |
| Carrying amounts | | | |
| – Cost less accumulated depreciation | – | 49,004 | 49,004 |
| – Valuation | 232,135 | – | 232,135 |
| | 232,135 | 49,004 | 281,139 |
| At 31 December 2023 | | | |
| Carrying amounts | | | |
| – Cost less accumulated depreciation | – | 57,549 | 57,549 |
| – Valuation | 274,551 | – | 274,551 |
| | 274,551 | 57,549 | 332,100 |
| For the year ended 31 December 2024 | | | |
| Loss on revaluation for the year (note a) | 32,121 | – | 32,121 |
| Depreciation for the year | 4,874 | 24,806 | 29,680 |
| For the nine months ended 31 December 2023 | | | |
| Gain on revaluation for the period (note a) | (4,198) | – | (4,198) |
| Depreciation for the period | 4,708 | 15,081 | 19,789 |

16. 使用權資產

NOTES TO THE CONSOLIDATED FINANCIAL STATEMENTS (CONT'D)

綜合財務報表附註 (續)

FOR THE YEAR ENDED 31 DECEMBER 2024 截至2024年12月31日止年度

16. RIGHT-OF-USE ASSETS (CONTINUED)

| | |
|--|-----------------|
| Expense relating to short-term leases (note b) | 有關短期租賃的開支 (附註b) |
| Total cash outflow for leases | 租賃現金流出總額 |
| Additions to right-of-use assets | 使用權資產添置 |

16. 使用權資產 (續)

| Year ended 31.12.2024 截至2024年 12月31日 止年度 HK\$'000 千港元 | Nine months ended 31.12.2023 截至2023年 12月31日 止九個月 HK\$'000 千港元 |
|---|---|
|---|---|

| | |
|--------|--------|
| 1,174 | 1,260 |
| 27,713 | 20,723 |
| 17,341 | 15,359 |

Notes:

- (a) The leasehold land held by the Group was accounted for under revaluation model. Please refer to note 15 for details.
- (b) The Group regularly entered into short-term leases for office and staff quarters, of which the Group applies the short-term lease recognition exemption to leases of office and staff quarters. As at 31 December 2024 and 31 December 2023, the portfolio of short-term leases in which practical expedient was applied is similar to the portfolio of short-term leases to which the short-term leases expense disclosed above.

附註：

- (a) 本集團所持有的租賃土地乃按重估模式入賬。詳情請參閱附註15。
- (b) 本集團定期就辦公室及員工宿舍訂立短期租賃，而本集團就辦公室及員工宿舍租賃應用短期租賃確認豁免。於2024年12月31日及2023年12月31日，已應用可行權宜方法的短期租賃組合與短期租賃開支於上文披露的短期租賃組合類似。

During the year ended 31 December 2024, the Group recognised additions of right-of-use assets amounting to HK\$17,341,000 (nine months ended 31 December 2023: HK\$15,359,000) and additions of lease liabilities amounting to HK\$17,341,000 (nine months ended 31 December 2023: HK\$15,359,000), which constitutes non-cash transactions.

於截至2024年12月31日止年度，本集團確認使用權資產添置17,341,000港元（截至2023年12月31日止九個月：15,359,000港元）及租賃負債添置17,341,000港元（截至2023年12月31日止九個月：15,359,000港元），其構成非現金交易。

For the year ended 31 December 2024 and the nine months ended 31 December 2023, the Group leases leasehold properties for its manufacturing operations. Lease contracts for leasehold properties are entered into for fixed term of 1 to 15 years (the nine months ended 31 December 2023: 1 to 15 years) but may have termination options as described below. Lease terms are negotiated on an individual basis and contain a wide range of different terms and conditions. In determining the lease term and assessing the length of the non-cancellable period, the Group applies the definition of a contract and determines the period for which the contract is enforceable.

截至2024年12月31日止年度及截至2023年12月31日止九個月，本集團為其生產營運租用租賃物業。有關租賃物業的租賃合約訂立1至15年（截至2023年12月31日止九個月：1至15年）的固定年期，但可行使下述終止權。租期乃按個別基準磋商，並包含各種不同的條款及條件。釐定租期及評估不可撤銷期的長度時，本集團應用合約定義，以及釐定可強制執行合約的期限。

The Group has a termination option in a lease for a production plant in the PRC. This is used to maximise operational flexibility in terms of managing the assets used in the Group's operations. The termination option held is exercisable only by the Group and not by the lessor. No extension options are included in any of the lease agreements entered by the Group.

本集團就中國一間生產廠房的租賃持有終止權。目的是在管理本集團營運所用資產時用作擴大營運靈活性。所持有的終止權只可由本集團而非出租人行使。本集團訂立的任何租賃協議並無載列續期選擇權。

The Group reassesses whether it is reasonably certain not to exercise a termination option, upon the occurrence of either a significant event or a significant change in circumstances that is within the control of the lessee. During the year ended 31 December 2024 and the nine months ended 31 December 2023, there is no such triggering event.

在發生重大事件或情況發生重大變化而承租人可控制的情況下，本集團會重新評估是否合理肯定不會行使終止權。截至2024年12月31日止年度及截至2023年12月31日止九個月，並無發生該觸發事件。

In addition, the Group owns several industrial buildings where its manufacturing facilities are primarily located and office buildings. The Group is the registered owner of these property interests, including the underlying leasehold land. Lump sum payments were made upfront to acquire these property interests. The land and building components of these owned properties are presented separately since the payments made can be allocated reliably. The land component of the Group is classified as right-of-use assets and the building component is classified as property, plant and equipment.

此外，本集團擁有幾座工業樓宇及辦公大樓，而其製造設施主要位於該等樓宇。本集團為該等物業權益的註冊擁有人，包括相關租賃土地。本集團一筆過付款以收購該等物業權益。由於付款能可靠地分攤，該等自有物業的土地及樓宇部分分開呈列。本集團的土地部分分類為使用權資產，而樓宇部分則分類為物業、廠房及設備。

NOTES TO THE CONSOLIDATED FINANCIAL STATEMENTS (CONT'D)

綜合財務報表附註（續）

FOR THE YEAR ENDED 31 DECEMBER 2024 截至2024年12月31日止年度

17. INTANGIBLE ASSETS

17. 無形資產

Licenses and patents
專利及許可
HK\$'000
千港元

| COST | 成本 | |
|---------------------------------------|------------------------|------------|
| At 1 April 2023, 31 December 2023 | 於2023年4月1日及2023年12月31日 | – |
| Acquisition of a subsidiary (note 40) | 收購一間附屬公司（附註40） | 495 |
| Currency realignment | 貨幣調整 | 9 |
| At 31 December 2024 | 於2024年12月31日 | 504 |
| ACCUMULATED AMORTISATION | 累計攤銷 | |
| At 1 April 2023, 31 December 2023 | 於2023年4月1日及2023年12月31日 | – |
| Provided for the year | 年度撥備 | 48 |
| Currency realignment | 貨幣調整 | (2) |
| At 31 December 2024 | 於2024年12月31日 | 46 |
| CARRYING VALUES | 賬面值 | |
| At 31 December 2024 | 於2024年12月31日 | 458 |
| At 31 December 2023 | 於2023年12月31日 | – |

The above items of intangible assets are amortised over their estimated useful lives, using the straight-line method, at the following rates per annum:

上述無形資產項目乃於估計可使用年內以下列年率按直線法攤銷：

Licenses and patents Over the contract period of no more than 6 years.

專利及許可 合約期限不超過6年。

18. ASSOCIATES

18. 聯營公司

An analysis of the investments in associates is as follows:

於聯營公司的投資分析如下：

| | | 31.12.2024 | 31.12.2023 |
|-------------------------------------|-------------|-------------------|-------------------|
| | | HK\$'000 | HK\$'000 |
| | | 千港元 | 千港元 |
| Cost of investments in associates | 於聯營公司的投資成本 | 11,394 | – |
| Share of results of associates, net | 分佔聯營公司的業績淨值 | (648) | – |
| Currency realignment | 貨幣調整 | (61) | – |
| | | 10,685 | – |

Details of the Group's interests in associates, which are accounted for under equity method, are as follows:

以權益法入賬的本集團於聯營公司之權益的詳情如下：

| Name of associate | Place of incorporation and operation | Class of shares held | ownership interest (ordinary share) and voting power held by the Group 本集團持有之擁有權（普通股）及投票權 | Principal activities |
|---------------------------------------|--------------------------------------|------------------------|---|--|
| 聯營公司名稱 | 註冊成立及營運地點 | 所持股份類別 | 31.12.2024 31.12.2023 | 主要業務 |
| Time Interconnect Singapore Pte. Ltd. | Singapore 新加坡 | Ordinary shares 普通股 | 49% | – Trading of digital cables 買賣數字電線 |
| Valkyrie Industries Limited | United Kingdom 英國 | Ordinary shares 普通股 | 16.75% | – Manufacture of consumer electronics 生產消費電子產品 |

NOTES TO THE CONSOLIDATED FINANCIAL STATEMENTS (CONT'D)

綜合財務報表附註 (續)

FOR THE YEAR ENDED 31 DECEMBER 2024 截至2024年12月31日止年度

18. ASSOCIATES (CONTINUED)

(a) Time Interconnect Singapore Pte. Ltd

On 5 September 2024, the Group and Luxshare Precision Limited ("Luxshare"), the controlling shareholder of the Group, established a new company, Time Interconnect Singapore Pte. Ltd. ("Time Singapore"), in Singapore. The Group paid USD196,000 (equivalent to approximately HK\$1,525,000) for 49%, and Luxshare paid USD204,000 (equivalent to approximately HK\$1,588,000) for 51% shareholding of Time Singapore. The purpose of the new company is to evaluate potential investment opportunities in the overseas markets and pursue acquisition of overseas businesses.

Summarised financial information in respect of Time Singapore is set out below. The summarised financial information below represents amounts shown in the associate's financial statements prepared in accordance with HKFRSs.

| | | 31.12.2024 HK\$'000 千港元 |
|---------------------|------|-------------------------------|
| Current assets | 流動資產 | 3,116 |
| Current liabilities | 流動負債 | (37) |
| Loss for the period | 期內虧損 | (47) |

Reconciliation of the above summarised financial information to the carrying amount of the interest in an associate recognised in these consolidated financial statements:

| | | 31.12.2024 HK\$'000 千港元 |
|--|----------------------------|-------------------------------|
| Net assets of Time Singapore | Time Singapore資產淨值 | 3,079 |
| Proportion of the Group's ownership interest in Time Singapore | 本集團於Time Singapore之所有權權益比例 | 49% |
| | | 1,509 |
| Currency realignment | 貨幣調整 | (7) |
| Carrying amount of the Group's interest in Time Singapore | 本集團於Time Singapore權益之賬面值 | 1,502 |

18. 聯營公司 (續)

(a) Time Interconnect Singapore Pte. Ltd

於2024年9月5日，本集團與本集團控股股東立訊精密有限公司（「立訊」）於新加坡成立一家新公司Time Interconnect Singapore Pte. Ltd.（「Time Singapore」）。本集團支付196,000美元（相當於約1,525,000港元）取得Time Singapore的49%股權，而立訊則支付204,000美元（相當於約1,588,000港元）取得Time Singapore的51%股權。成立新公司的目的旨在評估海外市場的潛在投資機會，並尋求收購海外業務的機會。

有關Time Singapore的財務資料概要如下。以下財務資料概要乃聯營公司根據香港財務報告準則編製的財務報表所列金額。

上述財務資料概要與於該等綜合財務報表所確認的聯營公司權益賬面值的對賬：

NOTES TO THE CONSOLIDATED FINANCIAL STATEMENTS (CONT'D)

綜合財務報表附註 (續)

FOR THE YEAR ENDED 31 DECEMBER 2024 截至2024年12月31日止年度

18. ASSOCIATES (CONTINUED)

(b) Valkyrie Industries Limited

On 8 July 2024, Time Interconnect Investment Limited, a wholly-owned subsidiary of the Company entered into an agreement with an independent third party to acquire 16.75% of the issued shares in the Valkyrie Industries Limited ("Valkyrie") at the consideration of GBP1,000,000 (equivalent to approximately HK\$9,869,000). Valkyrie is principally engaged in the manufacturing of consumer electronics and development of digital health and fitness related technology.

Summarised financial information in respect of Valkyrie is set out below. The summarised financial information below represents amounts shown in the associate's financial statements prepared in accordance with HKFRSs.

| | | 31.12.2024 HK\$'000 千港元 |
|------------------------|-------|-------------------------------|
| Current assets | 流動資產 | 6,884 |
| Non-current assets | 非流動資產 | 47 |
| Current liabilities | 流動負債 | (577) |
| Revenue for the period | 期內收益 | 122 |
| Loss for the period | 期內虧損 | (3,732) |

Reconciliation of the above summarised financial information to the carrying amount of the interest in an associate recognised in these consolidated financial statements:

| | | 31.12.2024 HK\$'000 千港元 |
|--|----------------------|-------------------------------|
| Net assets of Valkyrie | Valkyrie資產淨值 | 6,354 |
| Proportion of the Group's ownership interest in Valkyrie | 本集團於Valkyrie之所有權權益比例 | 16.75% |
| | | 1,064 |
| Goodwill on acquisition of interest in Valkyrie | 收購Valkyrie權益所產生之商譽 | 8,173 |
| Currency realignment | 貨幣調整 | (54) |
| Carrying amount of the Group's interest in Valkyrie | 本集團於Valkyrie權益之賬面值 | 9,183 |

18. 聯營公司 (續)

(b) Valkyrie Industries Limited

於2024年7月8日，本公司全資附屬公司Time Interconnect Investment Limited與獨立第三方訂立協議，以1,000,000英鎊（約相當於約9,869,000港元）的代價收購Valkyrie Industries Limited（「Valkyrie」）16.75%已發行股份。Valkyrie主要從事生產消費電子產品及研發數據健康及體適能相關技術。

有關Valkyrie的財務資料概要如下。以下財務資料概要乃聯營公司根據香港財務報告準則編製的財務報表所列金額。

上述財務資料概要與於該等綜合財務報表所確認的聯營公司權益賬面值的對賬：

19. INVENTORIES

| | | 31.12.2024 HK\$'000 千港元 | 31.12.2023 HK\$'000 千港元 |
|------------------|-----|-------------------------------|-------------------------------|
| Raw materials | 原材料 | 856,039 | 901,977 |
| Work in progress | 在製品 | 92,088 | 99,660 |
| Finished goods | 製成品 | 443,006 | 308,650 |
| | | 1,391,133 | 1,310,287 |

19. 存貨

NOTES TO THE CONSOLIDATED FINANCIAL STATEMENTS (CONT'D)

綜合財務報表附註 (續)

FOR THE YEAR ENDED 31 DECEMBER 2024 截至2024年12月31日止年度

20. TRADE AND OTHER RECEIVABLES

| | |
|---|----------------|
| Trade receivables | 貿易應收款項 |
| Trade receivables from related companies | 來自關連公司的貿易應收款項 |
| Bills receivables | 應收票據 |
| Less: Allowance for credit losses | 減：信貸虧損撥備 |
| Value added tax receivables | 應收增值稅 |
| Other receivables | 其他應收款項 |
| Deposits and prepayments | 按金及預付款項 |
| Deposits, prepayments and other receivables | 按金、預付款項及其他應收款項 |
| Trade and other receivables | 貿易及其他應收款項 |

20. 貿易及其他應收款項

| 31.12.2024 HK\$'000 千港元 | 31.12.2023 HK\$'000 千港元 |
|-------------------------------|-------------------------------|
| 1,386,839 | 2,065,390 |
| 75,885 | 60,812 |
| 24,318 | 20,234 |
| 1,487,042 | 2,146,436 |
| (5,305) | (4,662) |
| 1,481,737 | 2,141,774 |
| 177,759 | 129,048 |
| 5,274 | 2,591 |
| 96,918 | 40,332 |
| 279,951 | 171,971 |
| 1,761,688 | 2,313,745 |

The Group allows credit period ranging from 30 days to 120 days to its trade customers. Before accepting any new customers, the Group will internally assess the credit quality of the potential customers and determine appropriate credit limits. The ageing analysis of trade and bills receivables net of allowance for credit losses at the end of the reporting periods as presented, based on the right to consideration became unconditional/invoice date at the end of the reporting periods is as follows:

本集團給予其貿易客戶之信貸期介乎30日至120日。在接納任何新客戶之前，本集團將對潛在客戶之信貸質素作內部評估，並釐訂合適信貸限額。貿易應收款項及應收票據（扣除於報告期末之信貸虧損撥備）於報告期末按收取代價之權利成為無條件／發票日期呈列之賬齡分析如下：

| | 31.12.2024 HK\$'000 千港元 | 31.12.2023 HK\$'000 千港元 |
|---------------|-------------------------------|-------------------------------|
| 0 – 30 days | 0至30日 | 1,567,253 |
| 31 – 60 days | 31至60日 | 317,305 |
| 61 – 90 days | 61至90日 | 167,037 |
| 91 – 180 days | 91至180日 | 88,046 |
| Over 180 days | 超過180日 | 2,133 |
| | 1,481,737 | 2,141,774 |

At 31 December 2024, included in the Group's trade receivable balances are trade receivables of HK\$82,900,000 (31 December 2023: HK\$73,617,000) which are past due at the end of the reporting period. An amount of HK\$891,000 (31 December 2023: HK\$1,491,000) has been past due 90 days or more and is not considered as in default based on financial information available in the market, creditability and good repayment records of those customers. The Group does not hold any collateral over these balances.

於2024年12月31日，包含於本集團之貿易應收款項結餘的82,900,000港元（2023年12月31日：73,617,000港元）貿易應收款項於報告期末已逾期。為數891,000港元（2023年12月31日：1,491,000港元）的款項已逾期90天或以上，根據於市場上可得的財務資料及該等客戶的信譽、良好還款記錄，該款項未被視為違約。本集團概無就該等結餘持有任何抵押品。

Details of impairment assessment of trade and other receivables for the year ended 31 December 2024 are set out in note 38.

截至2024年12月31日止年度，貿易及其他應收款項的減值評估詳情載於附註38。

Included in trade and other receivables are the following amounts denominated in currency other than functional currencies of the respective group entities:

除有關集團實體之功能貨幣外，貿易及其他應收款項包括以下貨幣列值之金額：

| | 31.12.2024 HK\$'000 千港元 | 31.12.2023 HK\$'000 千港元 |
|------------------|-------------------------------|-------------------------------|
| USD | 美元 | 38,536 |
| HK\$ | 港元 | 1,430 |
| Euro | 歐元 | 1,288 |
| Renminbi ("RMB") | 人民幣（「人民幣」） | 164 |

NOTES TO THE CONSOLIDATED FINANCIAL STATEMENTS (CONT'D)

綜合財務報表附註 (續)

FOR THE YEAR ENDED 31 DECEMBER 2024 截至2024年12月31日止年度

21. CONTRACT ASSETS

Contract assets arising from sales of cable assembly to a customer primarily relate to the Group's right to consideration for work completed and not billed because the rights are condition on the Group's future performance. Contract assets are transferred to trade receivables when the production of cable assembly products are completed, being when the rights become unconditional.

The significant increase in contract assets for the year ended 31 December 2024 is the result of the increase in purchase orders from the customer under processing at the end of the year.

22. PLEDGED BANK DEPOSITS/CASH AND CASH EQUIVALENTS

Pledged bank deposits represent deposits placed in banks to secure general banking facilities granted to the Group and carry variable interest rates ranging from 1% to 4.28% (31 December 2023: 0.25% to 5.92%) per annum. Pledged bank deposits include principal amounting to HK\$124,403,000 (31 December 2023: principal amounting to HK\$942,692,000, the related interest receivables), the deposits have been pledged to secure short-term bank loans and bills payable and are therefore classified as current assets. The pledged bank deposits will be released upon the settlement of relevant bank borrowings and bills payable.

Cash and cash equivalents include demand deposits and short-term deposits for the purpose of meeting the Group's short-term cash commitments and having an initial maturity period of not more than 3 months. They carry interest at prevailing market rates ranging from 0.001% to 4.49% (31 December 2023: 0.001% to 5.32%) per annum.

Details of impairment assessment of cash and cash equivalents and pledged bank deposits are set out in note 38.

Included in cash and cash equivalents and pledged bank deposits are the following amounts denominated in currencies other than functional currencies of the respective group entities:

21. 合約資產

向客戶銷售電線組件而產生的合約資產主要指本集團收取已竣工而尚未收款的工程代價的權利，原因是該等權利乃以本集團未來表現為條件。合約資產於電線組件產品生產完成時（即於該等權利成為無條件時）轉撥至貿易應收款項。

截至2024年12月31日止年度，合約資產之大幅增加乃因於年末進行中的客戶採購訂單增加所致。

22. 已抵押銀行存款／現金及現金等價物

已抵押銀行存款指存放於銀行以獲取授予本集團之一般銀行信貸之存款，並按年息介乎1%至4.28%（2023年12月31日：0.25%至5.92%）之浮動利率計息。已抵押銀行存款包括本金額為124,403,000港元（2023年12月31日：本金額為942,692,000港元及相關應收利息），該等存款已抵押以取得短期銀行貸款及應付票據，因此分類為流動資產。已抵押銀行存款將於結算相關銀行借款及應付票據後獲解除。

現金及現金等價物包括活期存款及短期存款，旨在符合本集團的短期現金承擔，其初始到期日不超過三個月，當前市場年利率介乎0.001%至4.49%（2023年12月31日：0.001%至5.32%）。

現金及現金等價物的減值評估及已抵押銀行存款的詳情載於附註38。

除有關集團實體之功能貨幣外，現金及現金等價物以及已抵押銀行存款包括以下貨幣列值之金額：

| | | 31.12.2024 HK\$'000 千港元 | 31.12.2023 HK\$'000 千港元 |
|------|-----|-------------------------------|-------------------------------|
| USD | 美元 | 33,702 | 170,438 |
| HK\$ | 港元 | 3,202 | 3,586 |
| Euro | 歐元 | 1,741 | 880 |
| RMB | 人民幣 | 240 | 11,816 |

NOTES TO THE CONSOLIDATED FINANCIAL STATEMENTS (CONT'D)

綜合財務報表附註 (續)

FOR THE YEAR ENDED 31 DECEMBER 2024 截至2024年12月31日止年度

23. TRADE AND OTHER PAYABLES

| | |
|---|---------------|
| Trade payables | 貿易應付款項 |
| Trade payables to related companies | 關連公司的貿易應付款項 |
| Bills payables | 應付票據 |
| Trade and bills payables | 貿易應付款項及應付票據 |
| Other payables | 其他應付款項 |
| Dividend payable | 應付股息 |
| Salaries and staff related costs payables | 薪金及員工相關成本應付款項 |
| Accrued charges | 應計費用 |
| Other tax payables | 其他應付稅項 |
| Accruals and other payables | 應計費用及其他應付款項 |
| Trade and other payables | 貿易及其他應付款項 |

23. 貿易及其他應付款項

| 31.12.2024 | 31.12.2023 |
|------------|------------|
| HK\$'000 | HK\$'000 |
| 千港元 | 千港元 |
| 1,206,804 | 793,459 |
| 34,114 | 52,125 |
| 155,603 | 648,263 |
| 1,396,521 | 1,493,847 |
| 75,104 | 22,834 |
| – | 14,595 |
| 99,457 | 84,164 |
| 12,959 | 12,089 |
| 8,082 | 7,494 |
| 195,602 | 141,176 |
| 1,592,123 | 1,635,023 |

The average credit period of trade payables ranges from 30 days to 120 days.

貿易應付款項的平均信貸期介乎30日至120日。

The aging analysis of trade and bills payables at the end of the reporting periods based on invoice date is as follows:

貿易應付款項及應付票據按發票日期於報告期末進行之賬齡分析如下：

| | | 31.12.2024 | 31.12.2023 |
|---------------|---------|------------|------------|
| | | HK\$'000 | HK\$'000 |
| | | 千港元 | 千港元 |
| 0 – 30 days | 0至30日 | 771,876 | 536,614 |
| 31 – 60 days | 31至60日 | 253,308 | 211,053 |
| 61 – 90 days | 61至90日 | 176,819 | 657,545 |
| 91 – 180 days | 91至180日 | 194,306 | 88,530 |
| Over 180 days | 超過180日 | 212 | 105 |
| | | 1,396,521 | 1,493,847 |

Included in trade and other payables are the following amounts denominated in currencies other than functional currencies of the respective group entities:

除有關集團實體之功能貨幣外，貿易及其他應付款項包括以下貨幣列值之金額：

| | | 31.12.2024 | 31.12.2023 |
|------|-----|------------|------------|
| | | HK\$'000 | HK\$'000 |
| | | 千港元 | 千港元 |
| USD | 美元 | 209,112 | 69,003 |
| HK\$ | 港元 | 425 | 15,054 |
| Euro | 歐元 | 666 | 2,966 |
| RMB | 人民幣 | 1,346 | 1,308 |

24. CONTRACT LIABILITIES

The amounts represent deposits received from customers in relation to their purchase orders placed with the Group. At 31 December 2024 and 31 December 2023, the deposits received from customers are contract liabilities and the Group does not expect to refund any of these amounts.

24. 合約負債

該金額指就客戶向本集團作出的採購訂單而言向客戶收取的按金。於2024年12月31日及2023年12月31日，已收客戶按金為合約負債，且本集團預期不會退還任何該等款項。

As at 1 April 2023, contract liabilities amounted to HK\$2,227,000.

於2023年4月1日，合約負債為2,227,000港元。

The contract liabilities at 1 January 2024 and 1 April 2023 were fully recognised as revenue for the year ended 31 December 2024 and the nine months ended 31 December 2023, respectively. When the Group receives a deposit before commencement of the production activity, this will give rise to contract liabilities at the inception of a contract.

於2024年1月1日及2023年4月1日之合約負債已分別於截至2024年12月31日止年度及截至2023年12月31日止九個月悉數確認為收益。倘本集團於生產活動開始前收到按金，將導致合約開始時產生合約負債。

NOTES TO THE CONSOLIDATED FINANCIAL STATEMENTS (CONT'D)

綜合財務報表附註 (續)

FOR THE YEAR ENDED 31 DECEMBER 2024 截至2024年12月31日止年度

25. LEASE LIABILITIES

25. 租賃負債

| | | 31.12.2024 HK\$'000 千港元 | 31.12.2023 HK\$'000 千港元 |
|--|----------------------|-------------------------------|-------------------------------|
| Lease liabilities payable: | 應付租賃負債： | | |
| – within one year | – 一年內 | 19,441 | 23,083 |
| – more than one year but not exceeding two years | – 一年以上但不超過兩年 | 17,569 | 19,038 |
| – more than two years but not exceeding five years | – 兩年以上但不超過五年 | 14,261 | 22,061 |
| – within a period of more than five years | – 超過五年期間 | 5,091 | 835 |
| | | 56,362 | 65,017 |
| Less: Amount due for settlement within 12 months shown under current liabilities | 減：流動負債下所示於12個月內到期的金額 | 19,441 | (23,083) |
| Amount due for settlement after 12 months shown under non-current liabilities | 非流動負債下所示於12個月後到期的金額 | 36,921 | 41,934 |

The weighted average incremental borrowing rates applied by the relevant group entities range from 3.00% to 5.64% (31 December 2023: 3.00% to 5.64%). These lease liabilities were measured at the present value of the lease payments that are not yet paid.

有關集團實體所應用的加權平均遞增借貸利率介乎3.00%至5.64% (2023年12月31日：3.00%至5.64%)。該等租賃負債按尚未支付租賃付款的現值計量。

Lease obligations are denominated in currencies which are same as the functional currencies of the relevant group entities.

租賃承擔以與有關集團實體功能貨幣相同的貨幣列值。

26. BANK BORROWINGS

26. 銀行借款

| | | 31.12.2024 HK\$'000 千港元 | 31.12.2023 HK\$'000 千港元 |
|--------------------------------|----------|-------------------------------|-------------------------------|
| Bank loans | 銀行貸款 | 243,159 | 1,206,521 |
| Import/export trade borrowings | 進／出口貿易借款 | – | 40,054 |
| | | 243,159 | 1,246,575 |
| Secured (note) | | 18,963 | 915,945 |
| Unsecured | | 224,196 | 330,630 |
| | | 243,159 | 1,246,575 |

Note: The bank loans are secured by pledged bank deposits, which are set out in note 22.

附註：銀行貸款以載於附註22的已抵押銀行存款作為抵押。

| | | 31.12.2024 HK\$'000 千港元 | 31.12.2023 HK\$'000 千港元 |
|---|--------------------|-------------------------------|-------------------------------|
| The carrying amounts of the above borrowing are repayable: | 上述借款的賬面值須於下列期間償還： | | |
| On demand or within one year | 按要求或一年內 | 237,525 | 1,166,575 |
| Within a period of more than one year but not exceeding two years | 一年以上但不超過兩年期間 | 1,148 | 40,000 |
| Within a period of more than two years but not exceeding five years | 兩年以上但不超過五年期間 | 4,486 | 40,000 |
| | | 243,159 | 1,246,575 |
| Less: Amounts due within one year shown under current liabilities | 減：流動負債下所示於一年內到期的金額 | 237,525 | (1,166,575) |
| Amount shown under non-current liabilities | 非流動負債下所示金額 | 5,634 | 80,000 |

NOTES TO THE CONSOLIDATED FINANCIAL STATEMENTS (CONT'D)

綜合財務報表附註 (續)

FOR THE YEAR ENDED 31 DECEMBER 2024 截至2024年12月31日止年度

26. BANK BORROWINGS (CONTINUED)

The bank loans and import/export trade borrowings carry variable interest rates, which are 1.5% over term Secured Overnight Financing Rate ("SOFR") (31 December 2023: 2.05% – 2.5% over Hong Kong Inter-bank offered Rate ("HIBOR")) per annum and at the PRC loan prime rate minus a fixed rate.

The range of effective interest rates (which are also equal to contracted interest rates) on the Group's borrowings as at the end of the reporting period is as follows:

| | | 31.12.2024 HK\$'000 千港元 | 31.12.2023 HK\$'000 千港元 |
|--------------------------|--------|-------------------------------|-------------------------------|
| Effective interest rate: | 實際利率： | | |
| Fixed-rate borrowings | 固定利率借款 | 0.40% to至 4.94% | 1.03% to至 5.52% |
| Variable-rate borrowings | 浮動利率借款 | 5.84% | 7.70% to至 7.77% |

Included in bank borrowings are the following amounts denominated in currencies other than functional currencies of the respective group entities:

| | | 31.12.2024 HK\$'000 千港元 | 31.12.2023 HK\$'000 千港元 |
|------|----|-------------------------------|-------------------------------|
| USD | 美元 | 18,963 | 143,495 |
| HK\$ | 港元 | – | 132,444 |
| JPY | 日圓 | – | – |

While the Hong Kong Dollar Overnight Index Average ("HONIA") has been identified as an alternative to HIBOR, there is no plan to discontinue HIBOR. The multi-rate approach has been adopted in Hong Kong, whereby HIBOR and HONIA will co-exist. The Group's bank loan linked to HIBOR will continue till maturity and hence, not subject to transition.

26. 銀行借款 (續)

銀行貸款及進／出口貿易借款的浮動年利率按擔保隔夜融資期限利率（「擔保隔夜融資利率」）加1.5%（2023年12月31日：香港銀行同業拆息（「香港銀行同業拆息」）加2.05%至2.5%）以及中國貸款最優惠利率減固定利率。

於報告期末，本集團的借款之實際利率（亦相當於合約利率）範圍如下：

除有關集團實體之功能貨幣外，銀行借款包括以下貨幣列值之金額：

儘管港元隔夜平均指數（「港元隔夜平均指數」）已被確定替代香港銀行同業拆息，但並無終止香港銀行同業拆息的計劃。香港已採用多利率方式，據此，香港銀行同業拆息及港元隔夜平均指數將並存。本集團與香港銀行同業拆息掛鈎的銀行貸款將持續至到期，因此不受過渡所限。

27. AMOUNTS DUE TO/LOANS FROM RELATED COMPANIES

As at 31 December 2024, the balances with related companies represents the balances with Luxshare and its subsidiaries excluding the Group ("Luxshare Group") and comprises:

- the loans amounting to USD80,000,000 (equivalent to HK\$621,015,000) are unsecured, interest were charged ranged from 3% to 4% per annum and repayable in March, July and August 2025, and is included as current liabilities;
- the loan amounting HK\$498,998,000 is unsecured, interest bearing at 3% per annum and repayable in December 2025, and is included as current liabilities;
- the interest payable amounting to USD3,406,000 (equivalent to approximately HK\$26,434,000) and HK\$1,025,000 are included as current liabilities; and
- the remaining amounts due to related companies of HK\$13,022,000 are unsecured, non-interest bearing and repayable on demand.

27. 應付關連公司款項／來自關連公司的貸款

於2024年12月31日，關連公司結餘指立訊及其附屬公司（不包括本集團）（「立訊集團」）的結餘並包括：

- 80,000,000美元（相當於621,015,000港元）的貸款，為無抵押、按年利率介乎3%至4%計息並須於2025年3月、7月及8月償還，並已計入流動負債；
- 498,998,000港元的貸款，為無抵押、按年利率3%計息並須於2025年12月償還，並已計入流動負債；
- 3,406,000美元（相當於約26,434,000港元）以及1,025,000港元的應付利息，已計入流動負債；及
- 餘下應付關連公司的款項13,022,000港元為無抵押、不計息及按要求償還。

NOTES TO THE CONSOLIDATED FINANCIAL STATEMENTS (CONT'D)

綜合財務報表附註 (續)

FOR THE YEAR ENDED 31 DECEMBER 2024 截至2024年12月31日止年度

27. AMOUNTS DUE TO/LOANS FROM RELATED COMPANIES (CONTINUED)

The carrying amounts of above loans are repayable:

| | | 31.12.2024 HK\$'000 千港元 | 31.12.2023 HK\$'000 千港元 |
|---|--------------------|-------------------------------|-------------------------------|
| On demand or within one year | 按要求或一年內 | 1,147,472 | 1,172,042 |
| Within a period of more than one year but not exceeding two years | 一年以上但不超過兩年期間 | – | 499,034 |
| Within a period of more than two years but not exceeding five years | 兩年以上但不超過五年期間 | – | – |
| | | 1,147,472 | 1,671,076 |
| Less: Amounts due within one year shown under current liabilities | 減：流動負債下所示於一年內到期的金額 | (1,147,472) | (1,172,042) |
| Amount shown under non-current liabilities | 非流動負債下所示金額 | – | 499,034 |

Included in loans from related companies are the following amounts denominated in currencies other than functional currencies of the respective group entities:

| | | 31.12.2024 HK\$'000 千港元 | 31.12.2023 HK\$'000 千港元 |
|------|----|-------------------------------|-------------------------------|
| USD | 美元 | 465,765 | 1,148,135 |
| HK\$ | 港元 | 500,023 | 500,059 |

28. DEFERRED TAX LIABILITIES

The movement on the deferred tax account is as shown below:

| | | Year ended 31.12.2024 截至2024年 12月31日 止年度 HK\$'000 千港元 | Nine months ended 31.12.2023 截至2023年 12月31日 止九個月 HK\$'000 千港元 |
|--|-----------------|---|---|
| Opening amount | 期初金額 | 91,757 | 90,728 |
| Acquisition of a subsidiary (note 40) | 收購一間附屬公司 (附註40) | (304) | – |
| Recognised in profit and loss | 於損益中確認 | | |
| – Tax expense | – 稅項開支 | (13,457) | (471) |
| Recognised in other comprehensive income | 於其他全面收益中確認 | | |
| – Revaluation of property | – 物業重估 | (4,875) | 2,553 |
| Exchange realignment | 匯兌調整 | (1,451) | (1,053) |
| Closing amount | 期終金額 | 71,670 | 91,757 |

27. 應付關連公司款項／來自關連公司的貸款 (續)

上述貸款的賬面值須予償還：

除有關集團實體之功能貨幣外，來自關連公司的貸款包括以下貨幣列值之金額：

28. 遞延稅項負債

遞延稅項賬目的變動如下：

NOTES TO THE CONSOLIDATED FINANCIAL STATEMENTS (CONT'D)

綜合財務報表附註 (續)

FOR THE YEAR ENDED 31 DECEMBER 2024 截至2024年12月31日止年度

28. DEFERRED TAX LIABILITIES (CONTINUED)

The followings are the major deferred tax assets and liabilities recognised and movements thereon during the year/period:

Deferred tax assets

| | | Tax loss | Lease liabilities | Other timing difference | Total |
|---------------------------------------|-----------------|-------------------------|-------------------------|--|-----------------------|
| | | 稅項虧損 HK\$'000 千港元 | 租賃負債 HK\$'000 千港元 | 其他時間性 差異 HK\$'000 千港元 (Note) (附註) | 總計 HK\$'000 千港元 |
| At 1 April 2023 | 於2023年4月1日 | (3,825) | (9,739) | (5,104) | (18,668) |
| Charge to profit or loss (note 12) | 自損益扣除 (附註12) | 3,373 | (86) | (6,392) | (3,105) |
| Exchange realignment | 匯兌調整 | 69 | 498 | 172 | 739 |
| At 31 December 2023 | 於2023年12月31日 | (383) | (9,327) | (11,324) | (21,034) |
| Charge to profit or loss (note 12) | 自損益扣除 (附註12) | (7,543) | (1,971) | 330 | (9,184) |
| Acquisition of a subsidiary (note 40) | 收購一間附屬公司 (附註40) | – | – | 304 | 304 |
| Exchange realignment | 匯兌調整 | 23 | (54) | 188 | 157 |
| At 31 December 2024 | 於2024年12月31日 | (7,903) | (11,352) | (10,502) | (29,757) |

Deferred tax liabilities

| | | Revaluation surplus on Land and Buildings | Accelerated tax depreciation | Right-of-use assets | Total |
|-------------------------------------|--------------|---|------------------------------|--------------------------|-----------------------|
| | | 土地及樓宇 重估盈餘 HK\$'000 千港元 | 加速稅項折舊 HK\$'000 千港元 | 使用權資產 HK\$'000 千港元 | 總計 HK\$'000 千港元 |
| At 1 April 2023 | 於2023年4月1日 | 69,317 | 31,166 | 8,913 | 109,396 |
| Credit to profit or loss (note 12) | 計入損益 (附註12) | (608) | 3,062 | 180 | 2,634 |
| Debit to other comprehensive income | 扣除自其他全面收入 | 2,553 | – | – | 2,553 |
| Exchange realignment | 匯兌調整 | (2,317) | 1,003 | (478) | (1,792) |
| At 31 December 2023 | 於2023年12月31日 | 68,945 | 35,231 | 8,615 | 112,791 |
| Credit to profit or loss (note 12) | 計入損益 (附註12) | (2,799) | (3,875) | 1,793 | (4,881) |
| Debit to other comprehensive income | 扣除自其他全面收入 | (4,875) | – | – | (4,875) |
| Exchange realignment | 匯兌調整 | (1,380) | (301) | 73 | (1,608) |
| At 31 December 2024 | 於2024年12月31日 | 59,891 | 31,055 | 10,481 | 101,427 |

Note: The amount represents the tax effect of timing difference of revenue recognition, timing difference of write-down of inventories and impairment loss under ECL.

28. 遞延稅項負債 (續)

以下為於年／期內所確認的主要遞延稅項資產及負債及其變動：

遞延稅項資產

| | | Tax loss | Lease liabilities | Other timing difference | Total |
|---------------------------------------|-----------------|-------------------------|-------------------------|--|-----------------------|
| | | 稅項虧損 HK\$'000 千港元 | 租賃負債 HK\$'000 千港元 | 其他時間性 差異 HK\$'000 千港元 (Note) (附註) | 總計 HK\$'000 千港元 |
| At 1 April 2023 | 於2023年4月1日 | (3,825) | (9,739) | (5,104) | (18,668) |
| Charge to profit or loss (note 12) | 自損益扣除 (附註12) | 3,373 | (86) | (6,392) | (3,105) |
| Exchange realignment | 匯兌調整 | 69 | 498 | 172 | 739 |
| At 31 December 2023 | 於2023年12月31日 | (383) | (9,327) | (11,324) | (21,034) |
| Charge to profit or loss (note 12) | 自損益扣除 (附註12) | (7,543) | (1,971) | 330 | (9,184) |
| Acquisition of a subsidiary (note 40) | 收購一間附屬公司 (附註40) | – | – | 304 | 304 |
| Exchange realignment | 匯兌調整 | 23 | (54) | 188 | 157 |
| At 31 December 2024 | 於2024年12月31日 | (7,903) | (11,352) | (10,502) | (29,757) |

遞延稅項負債

| | | Revaluation surplus on Land and Buildings | Accelerated tax depreciation | Right-of-use assets | Total |
|-------------------------------------|--------------|---|------------------------------|--------------------------|-----------------------|
| | | 土地及樓宇 重估盈餘 HK\$'000 千港元 | 加速稅項折舊 HK\$'000 千港元 | 使用權資產 HK\$'000 千港元 | 總計 HK\$'000 千港元 |
| At 1 April 2023 | 於2023年4月1日 | 69,317 | 31,166 | 8,913 | 109,396 |
| Credit to profit or loss (note 12) | 計入損益 (附註12) | (608) | 3,062 | 180 | 2,634 |
| Debit to other comprehensive income | 扣除自其他全面收入 | 2,553 | – | – | 2,553 |
| Exchange realignment | 匯兌調整 | (2,317) | 1,003 | (478) | (1,792) |
| At 31 December 2023 | 於2023年12月31日 | 68,945 | 35,231 | 8,615 | 112,791 |
| Credit to profit or loss (note 12) | 計入損益 (附註12) | (2,799) | (3,875) | 1,793 | (4,881) |
| Debit to other comprehensive income | 扣除自其他全面收入 | (4,875) | – | – | (4,875) |
| Exchange realignment | 匯兌調整 | (1,380) | (301) | 73 | (1,608) |
| At 31 December 2024 | 於2024年12月31日 | 59,891 | 31,055 | 10,481 | 101,427 |

附註：該金額指收益確認時間性差異，存貨撇減及預期信貸虧損項下之減值虧損時間性差異的稅務影響。

NOTES TO THE CONSOLIDATED FINANCIAL STATEMENTS (CONT'D)

綜合財務報表附註 (續)

FOR THE YEAR ENDED 31 DECEMBER 2024 截至2024年12月31日止年度

28. DEFERRED TAX LIABILITIES (CONTINUED)

At 31 December 2024, the Group has unused tax losses of HK\$92,555,000 (31 December 2023: HK\$28,715,000) available for offset against future profits. A deferred tax assets has been recognised in respect of approximately HK\$46,016,000 (31 December 2023: 3,048,000) of such loss. No deferred tax asset has been recognised in respect of the remaining losses approximately HK\$46,539,000 (31 December 2023: HK\$25,667,000) due to sufficient future taxable profits are not probable. Included in unused tax losses are losses of HK\$36,226,000 (31 December 2023: HK\$16,567,000) that will expire in five years. The remaining unused tax losses may be carried forward indefinitely.

Under the EIT Law of the PRC, withholding tax is imposed on dividends declared in respect of profits earned by the PRC subsidiary from 1 January 2008 onwards. Deferred taxation has not been provided for in the consolidated financial statements in respect of temporary differences attributable to accumulated profits of the PRC subsidiary amounting to HK\$956,304,000 (31 December 2023: HK\$674,558,000) at 31 December 2024, as the Group is able to control the timing of reversal of the temporary differences and it is probable that the temporary differences will not reverse in the foreseeable future.

29. LONG SERVICE PAYMENT OBLIGATION

| | |
|---------------------------------------|----------|
| Opening unfunded obligation | 期初未供款責任 |
| Expenses recognised in profit or loss | 於損益確認之開支 |
| – Current service costs | – 當期服務成本 |
| Others | 其他 |
| Closing unfunded obligation | 期末未供款責任 |

The average duration of the benefit obligation at 31 December 2024 is 11 years.

No current service costs for the year shall be included in the staff costs in profit or loss.

Significant actuarial assumptions for the determination of the LSP obligation are discount rate of 2.92%, expected salary increase of 3.48% and expected investment return on offsetable MPF accrued benefits of 2.50%. The sensitivity analysis below have been determined based on reasonably possible changes of the respective assumptions occurring at the end of the reporting period, while holding all other assumptions constant.

- If the discount rate is 100 basis points higher (lower), the LSP obligation would decrease by HK\$4,000 (increase by HK\$4,000).
- If the expected salary increases (decreases) by 1%, the LSP obligation would increase by HK\$3,000 (decrease by HK\$3,000).
- If the expected investment return on offsetable MPF contribution is 50 basis points higher (lower), the LSP obligation would decrease by HK\$2,000 (increase by HK\$2,000).

The sensitivity analysis presented above may not be representative of the actual change in the LSP obligation as it is unlikely that the change in assumptions would occur in isolation of one another as some of the assumptions may be correlated.

28. 遞延稅項負債 (續)

於2024年12月31日，本集團可用作抵銷未來溢利之尚未動用稅項虧損為92,555,000港元（2023年12月31日：28,715,000港元）。已就有關虧損約46,016,000港元（2023年12月31日：3,048,000港元）確認遞延稅項資產。由於不可能再有足夠的未來應課稅溢利，故並無就餘下虧損約46,539,000港元（2023年12月31日：25,667,000港元）確認遞延稅項資產。計入未動用稅項虧損的虧損為36,226,000港元（2023年12月31日：16,567,000港元），將於五年後屆滿。餘下未動用稅項虧損可無限期結轉。

根據中國企業所得稅法，就中國附屬公司於2008年1月1日之後所得溢利派發的股息須繳納預扣稅。就中國附屬公司於2024年12月31日為956,304,000港元（2023年12月31日：674,558,000港元）之累計溢利應佔暫時差額，並無於綜合財務報表計提遞延稅項撥備，原因是本集團能夠控制暫時差額撥回的時間，且該等暫時差額可能無法於可預見將來撥回。

29. 長期服務金責任

| Year ended 31.12.2024 截至2024年 12月31日 止年度 HK\$'000 千港元 | Nine months ended 31.12.2023 截至2023年 12月31日 止九個月 HK\$'000 千港元 |
|---|---|
| 1,693 | – |
| – | 1,693 |
| (1,246) | – |
| 447 | 1,693 |

於2024年12月31日，福利責任的平均期限為11年。

概無年內即期服務成本已計入損益中的員工成本。

釐定長期服務金責任之重大精算假設為貼現率2.92%、預期薪金增長3.48%及可對沖強積金累算權益的預期投資回報2.50%。以下敏感度分析乃在所有其他假設保持不變之情況下，根據於報告期末就相關假設所發生之合理可能變化而釐定。

- 倘貼現率上升（下跌）100個基點，長期服務金責任將減少4,000港元（增加4,000港元）。
- 倘預期薪金上升（下跌）1%，長期服務金責任將增加3,000港元（減少3,000港元）。
- 倘可對沖強積金供款的預期投資回報上升（下跌）50個基點，長期服務金責任將減少2,000港元（增加2,000港元）。

上述敏感度分析可能未能反映長期服務金責任之實際變化，此乃由於部分假設可能相互關聯，以致每項假設單獨發生變化之可能性不大。

NOTES TO THE CONSOLIDATED FINANCIAL STATEMENTS (CONT'D)

綜合財務報表附註 (續)

FOR THE YEAR ENDED 31 DECEMBER 2024 截至2024年12月31日止年度

30. SHARE CAPITAL

The share capital as at 1 April 2023, 31 December 2023 and 31 December 2024 represents the share capital of the Company. The followings are the details of the share capital of the Company:

| | |
|--|------------------------------------|
| Ordinary shares of HK\$0.01 each | 每股面值0.01港元普通股 |
| Authorised: | 法定： |
| At 1 April 2023, 31 December 2023 and 31 December 2024 | 於2023年4月1日、2023年12月31日及2024年12月31日 |
| Issued and fully paid: | 已發行及繳足： |
| At 1 April 2023 | 於2023年4月1日 |
| Exercise of share options | 行使購股權 |
| At 31 December 2023 | 於2023年12月31日 |
| Exercise of share options | 行使購股權 |
| 31 December 2024 | 2024年12月31日 |

30. 股本

於2023年4月1日、2023年12月31日及2024年12月31日之股本指本公司之股本。以下為本公司之股本詳情：

| Number of shares 股份數目 | Amount 金額 | |
|--------------------------|-------------------|-----------------|
| | HK\$ 港元 | HK\$'000 千港元 |
| 3,000,000,000 | 30,000,000 | 30,000 |
| 1,945,952,000 | 19,459,520 | 19,460 |
| — | — | — |
| 1,945,952,000 | 19,459,520 | 19,460 |
| 2,792,000 | 27,920 | 27 |
| 1,948,744,000 | 19,487,440 | 19,487 |

31. SHARE-BASED PAYMENT TRANSACTION

2023 Share Option Scheme

Pursuant to an ordinary resolution passed at the extraordinary general meeting of the Company held on 21 March 2023, the Company conditionally adopted a new share option scheme (the "2023 Share Option Scheme") and terminated the 2018 Share Option Scheme. The 2023 Share Option Scheme will remain in force for a period of 10 years commencing on such adoption date.

The purpose of the 2023 Share Option Scheme is to recognise the contribution or future contribution of the Eligible Participants (as defined below) for their contribution to the Group by granting options to them as incentives or rewards and to attract, retain and motivate high-calibre Eligible Participants in line with the performance goals of the Group and the related entities of the Company.

The Eligible Participants of the 2023 Share Option Scheme include:

- the directors, chief executive and employees of the Company or any of its subsidiaries (including persons who are granted options under the 2023 Share Option Scheme as an inducement to enter into employment contracts with the Company or any of its subsidiaries) ("Employee Participants");
- any persons (whether a natural person, a corporate entity or otherwise) who provide services to the Group on a continuing and recurring basis in its ordinary and usual course of business which are in the interest of the long-term growth of the Group, including (a) suppliers of services to any member of the Group; and (b) advisors (professional or otherwise) or consultants to any area of business or business development of any member of the Group ("Service Providers"); and
- the directors, chief executives and employees of the holding companies, fellow subsidiaries or associated companies of the Company ("Related Entity Participants").

Employee Participants, Service Providers and Related Entity Participants, are collectively known as the "Eligible Participants".

31. 以股份付款的交易

2023年購股權計劃

根據本公司於2023年3月21日舉行之股東特別大會上通過之普通決議案，本公司已有條件地採納一個新購股權計劃（「2023年購股權計劃」）並終止2018年購股權計劃。2023年購股權計劃將自有關採納日期起計10年內有效。

2023年購股權計劃旨在透過向合資格參與者（定義見下文）授出購股權，作為認可彼等對本集團所作貢獻或日後作出貢獻之獎勵或回報，以及依據本集團及本公司關連實體的績效目標吸引、挽留及激勵高質素合資格參與者。

2023年購股權計劃合資格參與者包括：

- 本公司或其任何附屬公司的董事、主要行政人員及僱員（包括根據2023年購股權計劃獲授予購股權以促成其與本公司或其任何附屬公司訂立僱傭合約的人士）（「僱員參與者」）；
- 於本集團的日常及一般業務過程中向本集團持續及經常性地提供有利於本集團長期發展的服務的任何人士（不論自然人、公司實體或其他），包括(a)本集團任何成員公司的服務提供者；及(b)本集團任何成員公司的任何業務領域或業務發展的顧問（專業或其他）或諮詢人（「服務提供者」）；及
- 本公司的控股公司、同系附屬公司或聯營公司的董事、主要行政人員及僱員（「關連實體參與者」）。

僱員參與者、服務提供者及關連實體參與者統稱「合資格參與者」。

NOTES TO THE CONSOLIDATED FINANCIAL STATEMENTS (CONT'D)

綜合財務報表附註 (續)

FOR THE YEAR ENDED 31 DECEMBER 2024 截至2024年12月31日止年度

31. SHARE-BASED PAYMENT TRANSACTION (CONTINUED)

2023 Share Option Scheme (continued)

The total number of shares which may be issued upon the exercise of all options to be granted under the 2023 Share Option Scheme and all options and awards to be granted under any other share option schemes and share award schemes of the Company shall not in aggregate exceed 194,595,200, representing 10% of shares in issue on the adoption date unless the Company obtains approval from the shareholders of the Company. The total number of shares which may be issued upon exercise of all options to be granted to Service Providers shall not exceed 19,459,520 shares, representing 1% of the total number of the shares in issue on the adoption date unless the Company obtains approval from the shareholders of the Company.

The total number of shares issued and to be issued upon exercise of the options and awards granted to each Eligible Participant in any twelve-month period up to the date of grant shall not exceed 1% of the number of the total issued shares as at the date of grant. Where options are proposed to be granted to an independent non-executive director or a substantial shareholder, or any of their respective associates in any twelve-month period up to the date of grant shall not exceed 0.1% of the relevant class of shares in issue. Any further grant of share options and awards granted and to be granted to such person in excess of the above limit shall be subject to the issue of a circular by the Company and the approval of the shareholders of the Company in a general meeting.

Share options granted must be taken up within twenty-one business date of the date of grant upon payment of HK\$1 per option on acceptance of the offer.

An option must be held by the option holder for at least twelve months before the option can be exercised unless a shorter vesting period may be granted to the employees at the discretion of the board of directors.

The exercise price shall be determined on the date of grant by the directors, which shall be at least the highest of: (i) the closing price of the shares of the Company as stated in the HK Stock Exchange on the date of grant, which must be a trading day; (ii) the average of the closing prices of the shares of the Company as stated in the HK Stock Exchange's daily quotations sheets for five trading days immediately preceding the date of grant; and (iii) the nominal value of the shares of the Company on the date of grant.

On 24 July 2023, the directors of the Company announced that 118,360,000 share options (the "Options") to subscribe for ordinary shares of the Company of HK\$0.01 each were offered to be granted to 98 eligible participants, subject to acceptance of the eligible participants, pursuant to the 2023 Share Option Scheme.

1/5 of the Options can be exercised after 12 months of the date of grant (i.e. 24 July 2024), further 1/5 of the Options can be exercised after 24 months of the date of grant (i.e. 24 July 2025), further 1/5 of the Options can be exercised after 36 months of the date of grant (i.e. 24 July 2026), further 1/5 of the Options can be exercised after 48 months of the date of grant (i.e. 24 July 2027), and the remaining of the Options can be exercised after 60 months of the date of grant (i.e. 24 July 2028) and all of these Options will be exercisable until 23 July 2033. For Options granted to Eligible Participants other than the independent non-executive directors, the portion of Options to be vested is subject to the performance appraisal of the Eligible Participants for the immediately preceding calendar year which takes into account certain qualitative and quantitative performance indicators. For Options, granted to the independent non-executive directors, the vesting of Options is not subject to any performance targets.

31. 以股份付款的交易 (續)

2023年購股權計劃 (續)

因行使根據2023年購股權計劃將予授出之所有購股權及行使根據本公司之任何其他購股權計劃及股份獎勵計劃將予授出之所有購股權及獎勵而可能發行之股份總數合共不得超過194,595,200股股份，相當於採納日期已發行股份之10%，除非本公司取得本公司股東批准。因行使將授予服務提供者的所有購股權而可能發行的股份總數不得超過19,459,520股股份，相當於採納日期已發行股份總數的1%，除非本公司取得本公司股東批准。

在截至授出日期止任何十二個月期間內，因行使已授予每名合資格參與者之購股權及獎勵而巳發行及將予發行之股份總數，不得超過授出日期之已發行股份總數之1%。倘在截至授出日期止任何十二個月期間內向獨立非執行董事或主要股東或任何彼等各自之聯繫人士建議授出購股權，則不得超過已發行有關類別股份之0.1%。任何超過上述限額已授予或將授予有關人士之購股權及獎勵的進一步授予須待本公司刊發通函及本公司股東於股東大會上批准。

所授出購股權須於授出日期二十一個營業日內，於接納要約時支付每份購股權1港元而予以接納。

購股權持有人於行使購股權前必須持有購股權最少十二個月，惟董事會可能酌情授予僱員較短歸屬期除外。

行使價須經董事於授出日期釐定，其應為以下各項中的最高者：(i)香港聯交所於授出日期（必須為交易日）載列的本公司股份收市價；(ii)緊接授出日期前五個交易日於香港聯交所的每日報價表中載列的本公司股份收市價的平均值；及(iii)本公司股份於授出日期的面值。

於2023年7月24日，本公司董事宣佈，根據2023年購股權計劃，向98名合資格參與者提呈授予118,360,000份可認購每股面值0.01港元的本公司普通股的購股權（「購股權」），惟須待合資格參與者接受方可作實。

五分之一購股權可於授出日期起計12個月（即2024年7月24日）後獲行使，另外五分之一購股權可於授出日期起計24個月（即2025年7月24日）後獲行使，另外五分之一購股權可於授出日期起計36個月（即2026年7月24日）後獲行使，另外五分之一購股權可於授出日期起計48個月（即2027年7月24日）後獲行使，而餘下購股權可於授出日期起計60個月（即2028年7月24日）後獲行使，而所有該等購股權可予行使至2033年7月23日。就授予獨立非執行董事以外的合資格參與者的購股權而言，購股權將予歸屬的部分取決於合資格參與者緊接前一曆年的績效考評，其中考慮了若干定性及定量績效指標。就授予獨立非執行董事的購股權而言，購股權的歸屬不受任何績效目標規限。

NOTES TO THE CONSOLIDATED FINANCIAL STATEMENTS (CONT'D)

綜合財務報表附註 (續)

FOR THE YEAR ENDED 31 DECEMBER 2024 截至2024年12月31日止年度

31. SHARE-BASED PAYMENT TRANSACTION (CONTINUED)

2023 Share Option Scheme (continued)

For share options granted on 24 July 2023 to the executive directors of the Company, the Group's employees and the Group's service providers, the share options are vested in five equal tranches over a period of five years commencing from the date falling on the first anniversary of the date of grant. The portion of each tranche of share options to be vested is subject to the performance appraisal of the grantees for the immediately preceding calendar year which takes into account certain qualitative and quantitative performance indicators. Such performance indicators include, but are not limited to, the achievement of strategic objectives or goals assigned to the grantees and the assessment of the competencies of the grantees. The highest rank for the performance appraisal result of a grantee (the "Performance Grading") is level A and the lowest rank of the Performance Grading is level D. If (i) the Performance Grading for the preceding calendar year before a vesting period is level A, the whole tranche of share options will be fully vested during the relevant vesting period; (ii) the Performance Grading is level B or C, a portion of the tranche of share options will be vested during the relevant vesting period; and (iii) the Performance Grading is level D, no share options in such tranche will be vested during the relevant vesting period. There is no performance target attached to the share option granted to the independent non-executive directors of the Company.

The closing price of the Company's shares on 21 July 2023, the last trading day immediately before the date of grant, was HK\$1.510.

The Options were granted on 24 July 2023 has an aggregate estimated fair value of HK\$87,608,000.

These fair values were calculated using the Binomial model. The inputs into the model were as follows:

| | |
|------------------------------|--------------|
| Date of grant | 24 July 2023 |
| Share price at date of grant | HK\$1.490 |
| Exercise price | HK\$1.506 |
| Expected volatility | 50.69% |
| Expected life | 10 years |
| Risk-free rate | 3.49% |
| Expected dividend yield | 2.1% |

The variables and assumptions used in the computing the fair value of the Options are based on the directors' best estimate. The value of an option varies with different variables of certain subjective assumptions.

Expected volatility was determined by using the annualised standard deviation of historical share price daily movements of selected comparable companies in same industry. The expected life used in the model was based on directors' best estimate, for the effects of non-transferability, exercise restrictions and behavioural considerations.

Share Options Scheme granted by the intermediate holding company

Certain subsidiaries of the Company receive the share option incentive plans from Luxshare. Their exercise prices of the share options, as well as the vesting periods of the share options are determined by the respective board of directors of Luxshare at their sole discretion and in accordance with the relevant rules. The share options of Luxshare granted are normally vested by several tranches. Grantees of the share options are the employees of Luxshare and its subsidiaries, including the Group. As the Group has no obligation to settle the share options, they are accounted for using the equity-settled share-based payment method.

The Group recognised the share-based payments of HK\$41,450,000 (nine months ended 31 December 2023: HK\$23,199,000) for the year ended 31 December 2024.

31. 以股份付款的交易 (續)

2023年購股權計劃 (續)

就於2023年7月24日授予本公司執行董事、本集團僱員及本集團服務提供者的購股權而言，購股權於授出日期第一個周年日起計五年期間，分五個等分批次予以歸屬。購股權將予歸屬的各批次部分取決於承授人緊接前一個曆年的績效考評，其中考慮了若干定性及定量績效指標。該等績效指標包括但不限於分配予承授人的策略目的或目標達成及對承授人才能的評核。承授人的績效考評結果（「績效評級」）最高等級為甲級，績效評級最低為丁級。倘(i)承授人於歸屬期前的前一個曆年績效評級屬甲級，則整個批次的購股權將於相關歸屬期內完全歸屬；(ii)績效評級屬乙級或丙級者，則該批次的一部分購股權將於相關歸屬期內歸屬；及(iii)績效評級屬丁級者，則該批次概無購股權於相關歸屬期內歸屬。已授予本公司獨立非執行董事的購股權並不附帶績效目標。

於2023年7月21日（緊接授出日期前的最後交易日），本公司股份的收市價為1.510港元。

購股權已於2023年7月24日授出，估計公平值總額為87,608,000港元。

該等公平值根據二項式模式計算。模式的輸入數據如下：

| | |
|---------|------------|
| 授出日期 | 2023年7月24日 |
| 授出日期的股價 | 1.490港元 |
| 行使價 | 1.506港元 |
| 預期波幅 | 50.69% |
| 預期年期 | 10年 |
| 無風險比率 | 3.49% |
| 預期孳息率 | 2.1% |

用於計算購股權公平值的變量及假設是按董事的最佳估計為基準。購股權的價值隨若干主觀假設的變數不同而變化。

預期波幅乃採用業內經選擇可資比較公司過往股價每日波動的年度化標準偏差釐定。該模型使用的預期年期乃基於董事就不可轉讓性、行使限制及行為考慮因素的影響作出的最佳估計。

由中間控股公司授出的購股權計劃

本公司若干附屬公司自立訊取得購股權激勵計劃。其購股權的行使價以及購股權的歸屬期均由立訊各自的董事會全權酌情及根據相關規則釐定。立訊授出的購股權通常分為若干批次歸屬。購股權承授人均為立訊及其附屬公司（包括本集團）的僱員。由於本集團並無責任結算購股權，故其使用按權益結算以股份付款的方式入賬。

本集團於截至2024年12月31日止年度確認以股份付款41,450,000港元（截至2023年12月31日止九個月：23,199,000港元）。

NOTES TO THE CONSOLIDATED FINANCIAL STATEMENTS (CONT'D)

綜合財務報表附註 (續)

FOR THE YEAR ENDED 31 DECEMBER 2024 截至2024年12月31日止年度

31. SHARE-BASED PAYMENT TRANSACTION (CONTINUED)

The following table discloses movements of the Company's share options held by directors of the Company and employees of the Group during the periods:

Year ended 31 December 2024

31. 以股份付款的交易 (續)

下表披露本公司董事及本集團僱員持有本公司購股權於期內的變動：

截至2024年12月31日止年度

| Date of grant | Exercise price per share | Exercisable period | Number of share option 購股權數目 | | | Balance at 31.12.2024 |
|---------------------------|--------------------------|---------------------|---------------------------------|---------------------------|---|-----------------------|
| | | | Balance at 1.1.2024 | Exercised during the year | Cancelled/ forfeited during the year 年內註銷/沒收 | |
| 授出日期 | 每股行使價 | 行使期 | 結餘 | 年內行使 | | 結餘 |
| Directors | 董事 | | | | | |
| Mr. Cua Tin Yin, Simon | 柯天然先生 | | | | | |
| 24.7.2023 | HK\$1.506港元 | 24.7.2024-23.7.2033 | 2,096,000 | — | — | 2,096,000 |
| 24.7.2023 | HK\$1.506港元 | 24.7.2025-23.7.2033 | 2,096,000 | — | — | 2,096,000 |
| 24.7.2023 | HK\$1.506港元 | 24.7.2026-23.7.2033 | 2,096,000 | — | — | 2,096,000 |
| 24.7.2023 | HK\$1.506港元 | 24.7.2027-23.7.2033 | 2,096,000 | — | — | 2,096,000 |
| 24.7.2023 | HK\$1.506港元 | 24.7.2028-23.7.2033 | 2,096,000 | — | — | 2,096,000 |
| | | | 10,480,000 | — | — | 10,480,000 |
| Mr. Wong Chi Kuen | 黃志權先生 | | | | | |
| 24.7.2023 | HK\$1.506港元 | 24.7.2024-23.7.2033 | 1,904,000 | — | — | 1,904,000 |
| 24.7.2023 | HK\$1.506港元 | 24.7.2025-23.7.2033 | 1,904,000 | — | — | 1,904,000 |
| 24.7.2023 | HK\$1.506港元 | 24.7.2026-23.7.2033 | 1,904,000 | — | — | 1,904,000 |
| 24.7.2023 | HK\$1.506港元 | 24.7.2027-23.7.2033 | 1,904,000 | — | — | 1,904,000 |
| 24.7.2023 | HK\$1.506港元 | 24.7.2028-23.7.2033 | 1,904,000 | — | — | 1,904,000 |
| | | | 9,520,000 | — | — | 9,520,000 |
| Mr. Ho Hin Shun | 何顯信先生 | | | | | |
| 24.7.2023 | HK\$1.506港元 | 24.7.2024-23.7.2033 | 360,000 | — | — | 360,000 |
| 24.7.2023 | HK\$1.506港元 | 24.7.2025-23.7.2033 | 360,000 | — | — | 360,000 |
| 24.7.2023 | HK\$1.506港元 | 24.7.2026-23.7.2033 | 360,000 | — | — | 360,000 |
| 24.7.2023 | HK\$1.506港元 | 24.7.2027-23.7.2033 | 360,000 | — | — | 360,000 |
| 24.7.2023 | HK\$1.506港元 | 24.7.2028-23.7.2033 | 360,000 | — | — | 360,000 |
| | | | 1,800,000 | — | — | 1,800,000 |
| Mr. Luk Wai Shing | 陸偉成先生 | | | | | |
| 24.7.2023 | HK\$1.506港元 | 24.7.2024-23.7.2033 | 360,000 | — | — | 360,000 |
| 24.7.2023 | HK\$1.506港元 | 24.7.2025-23.7.2033 | 360,000 | — | — | 360,000 |
| 24.7.2023 | HK\$1.506港元 | 24.7.2026-23.7.2033 | 360,000 | — | — | 360,000 |
| 24.7.2023 | HK\$1.506港元 | 24.7.2027-23.7.2033 | 360,000 | — | — | 360,000 |
| 24.7.2023 | HK\$1.506港元 | 24.7.2028-23.7.2033 | 360,000 | — | — | 360,000 |
| | | | 1,800,000 | — | — | 1,800,000 |
| Mr. Chan Chung Shun, Eric | 陳忠信先生 | | | | | |
| 24.7.2023 | HK\$1.506港元 | 24.7.2024-23.7.2033 | 360,000 | — | — | 360,000 |
| 24.7.2023 | HK\$1.506港元 | 24.7.2025-23.7.2033 | 360,000 | — | — | 360,000 |
| 24.7.2023 | HK\$1.506港元 | 24.7.2026-23.7.2033 | 360,000 | — | — | 360,000 |
| 24.7.2023 | HK\$1.506港元 | 24.7.2027-23.7.2033 | 360,000 | — | — | 360,000 |
| 24.7.2023 | HK\$1.506港元 | 24.7.2028-23.7.2033 | 360,000 | — | — | 360,000 |
| | | | 1,800,000 | — | — | 1,800,000 |
| | | | 25,400,000 | — | — | 25,400,000 |
| Employees | 僱員 | | | | | |
| 24.7.2023 | HK\$1.506港元 | 24.7.2024-23.7.2033 | 18,328,000 | (2,792,000) | (376,000) | 15,160,000 |
| 24.7.2023 | HK\$1.506港元 | 24.7.2025-23.7.2033 | 18,328,000 | — | (152,000) | 18,176,000 |
| 24.7.2023 | HK\$1.506港元 | 24.7.2026-23.7.2033 | 18,328,000 | — | (152,000) | 18,176,000 |
| 24.7.2023 | HK\$1.506港元 | 24.7.2027-23.7.2033 | 18,328,000 | — | (152,000) | 18,176,000 |
| 24.7.2023 | HK\$1.506港元 | 24.7.2028-23.7.2033 | 18,328,000 | — | (152,000) | 18,176,000 |
| | | | 91,640,000 | (2,792,000) | (984,000) | 87,864,000 |
| Service Providers | 服務提供者 | | | | | |
| 24.7.2023 | HK\$1.506港元 | 24.7.2024-23.7.2033 | 264,000 | — | — | 264,000 |
| 24.7.2023 | HK\$1.506港元 | 24.7.2025-23.7.2033 | 264,000 | — | — | 264,000 |
| 24.7.2023 | HK\$1.506港元 | 24.7.2026-23.7.2033 | 264,000 | — | — | 264,000 |
| 24.7.2023 | HK\$1.506港元 | 24.7.2027-23.7.2033 | 264,000 | — | — | 264,000 |
| 24.7.2023 | HK\$1.506港元 | 24.7.2028-23.7.2033 | 264,000 | — | — | 264,000 |
| | | | 1,320,000 | — | — | 1,320,000 |
| | | | 118,360,000 | (2,792,000) | (984,000) | 114,584,000 |

NOTES TO THE CONSOLIDATED FINANCIAL STATEMENTS (CONT'D)

綜合財務報表附註 (續)

FOR THE YEAR ENDED 31 DECEMBER 2024 截至2024年12月31日止年度

31. SHARE-BASED PAYMENT TRANSACTION (CONTINUED)

Nine months ended 31 December 2023

31. 以股份付款的交易 (續)

截至2023年12月31日止九個月

| Date of grant 授出日期 | Exercise price per share 每股行使價 | Exercisable period 行使期 | Number of share option 購股權數目 | | |
|---------------------------|--------------------------------------|---------------------------|---------------------------------|---|--------------------------------|
| | | | Balance at 1.4.2023 結餘 | Granted during the period 期內授出 | Balance at 31.12.2023 結餘 |
| Directors | 董事 | | | | |
| Mr. Cua Tin Yin, Simon | 柯天然先生 | | | | |
| 24.7.2023 | HK\$1.506港元 | 24.7.2024-23.7.2033 | — | 2,096,000 | 2,096,000 |
| 24.7.2023 | HK\$1.506港元 | 24.7.2025-23.7.2033 | — | 2,096,000 | 2,096,000 |
| 24.7.2023 | HK\$1.506港元 | 24.7.2026-23.7.2033 | — | 2,096,000 | 2,096,000 |
| 24.7.2023 | HK\$1.506港元 | 24.7.2027-23.7.2033 | — | 2,096,000 | 2,096,000 |
| 24.7.2023 | HK\$1.506港元 | 24.7.2028-23.7.2033 | — | 2,096,000 | 2,096,000 |
| | | | — | 10,480,000 | 10,480,000 |
| Mr. Wong Chi Kuen | 黃志權先生 | | | | |
| 24.7.2023 | HK\$1.506港元 | 24.7.2024-23.7.2033 | — | 1,904,000 | 1,904,000 |
| 24.7.2023 | HK\$1.506港元 | 24.7.2025-23.7.2033 | — | 1,904,000 | 1,904,000 |
| 24.7.2023 | HK\$1.506港元 | 24.7.2026-23.7.2033 | — | 1,904,000 | 1,904,000 |
| 24.7.2023 | HK\$1.506港元 | 24.7.2027-23.7.2033 | — | 1,904,000 | 1,904,000 |
| 24.7.2023 | HK\$1.506港元 | 24.7.2028-23.7.2033 | — | 1,904,000 | 1,904,000 |
| | | | — | 9,520,000 | 9,520,000 |
| Mr. Ho Hin Shun | 何顯信先生 | | | | |
| 24.7.2023 | HK\$1.506港元 | 24.7.2024-23.7.2033 | — | 360,000 | 360,000 |
| 24.7.2023 | HK\$1.506港元 | 24.7.2025-23.7.2033 | — | 360,000 | 360,000 |
| 24.7.2023 | HK\$1.506港元 | 24.7.2026-23.7.2033 | — | 360,000 | 360,000 |
| 24.7.2023 | HK\$1.506港元 | 24.7.2027-23.7.2033 | — | 360,000 | 360,000 |
| 24.7.2023 | HK\$1.506港元 | 24.7.2028-23.7.2033 | — | 360,000 | 360,000 |
| | | | — | 1,800,000 | 1,800,000 |
| Mr. Luk Wai Shing | 陸偉成先生 | | | | |
| 24.7.2023 | HK\$1.506港元 | 24.7.2024-23.7.2033 | — | 360,000 | 360,000 |
| 24.7.2023 | HK\$1.506港元 | 24.7.2025-23.7.2033 | — | 360,000 | 360,000 |
| 24.7.2023 | HK\$1.506港元 | 24.7.2026-23.7.2033 | — | 360,000 | 360,000 |
| 24.7.2023 | HK\$1.506港元 | 24.7.2027-23.7.2033 | — | 360,000 | 360,000 |
| 24.7.2023 | HK\$1.506港元 | 24.7.2028-23.7.2033 | — | 360,000 | 360,000 |
| | | | — | 1,800,000 | 1,800,000 |
| Mr. Chan Chung Shun, Eric | 陳忠信先生 | | | | |
| 24.7.2023 | HK\$1.506港元 | 24.7.2024-23.7.2033 | — | 360,000 | 360,000 |
| 24.7.2023 | HK\$1.506港元 | 24.7.2025-23.7.2033 | — | 360,000 | 360,000 |
| 24.7.2023 | HK\$1.506港元 | 24.7.2026-23.7.2033 | — | 360,000 | 360,000 |
| 24.7.2023 | HK\$1.506港元 | 24.7.2027-23.7.2033 | — | 360,000 | 360,000 |
| 24.7.2023 | HK\$1.506港元 | 24.7.2028-23.7.2033 | — | 360,000 | 360,000 |
| | | | — | 1,800,000 | 1,800,000 |
| | | | — | 25,400,000 | 25,400,000 |
| Employees | 僱員 | | | | |
| 24.7.2023 | HK\$1.506港元 | 24.7.2024-23.7.2033 | — | 18,328,000 | 18,328,000 |
| 24.7.2023 | HK\$1.506港元 | 24.7.2025-23.7.2033 | — | 18,328,000 | 18,328,000 |
| 24.7.2023 | HK\$1.506港元 | 24.7.2026-23.7.2033 | — | 18,328,000 | 18,328,000 |
| 24.7.2023 | HK\$1.506港元 | 24.7.2027-23.7.2033 | — | 18,328,000 | 18,328,000 |
| 24.7.2023 | HK\$1.506港元 | 24.7.2028-23.7.2033 | — | 18,328,000 | 18,328,000 |
| | | | — | 91,640,000 | 91,640,000 |
| Service Providers | 服務提供者 | | | | |
| 24.7.2023 | HK\$1.506港元 | 24.7.2024-23.7.2033 | — | 264,000 | 264,000 |
| 24.7.2023 | HK\$1.506港元 | 24.7.2025-23.7.2033 | — | 264,000 | 264,000 |
| 24.7.2023 | HK\$1.506港元 | 24.7.2026-23.7.2033 | — | 264,000 | 264,000 |
| 24.7.2023 | HK\$1.506港元 | 24.7.2027-23.7.2033 | — | 264,000 | 264,000 |
| 24.7.2023 | HK\$1.506港元 | 24.7.2028-23.7.2033 | — | 264,000 | 264,000 |
| | | | — | 1,320,000 | 1,320,000 |
| | | | — | 118,360,000 | 118,360,000 |

NOTES TO THE CONSOLIDATED FINANCIAL STATEMENTS (CONT'D)

綜合財務報表附註 (續)

FOR THE YEAR ENDED 31 DECEMBER 2024 截至2024年12月31日止年度

31. SHARE-BASED PAYMENT TRANSACTION (CONTINUED)

Note:

- (1) The number of share options available for grant under the Group's share option scheme was 76,235,200 as at 1 January 2024 (1 April 2023: 194,595,200) and 77,219,200 as at 31 December 2024 (31 December 2023: 76,235,200), respectively.
- (2) The number of share options available for grant under the Service Provider sublimit of the Group's share option scheme was 18,139,520 as at 1 January 2024 (1 April 2023: 19,459,520) and 18,139,520 as at 31 December 2024 (31 December 2023: 18,139,520), respectively.
- (3) As at 31 December 2024, options to subscribe for a total of 114,584,000 shares (31 December 2023: 118,360,000 shares) were granted under the Group's share option scheme, representing 5.88% (31 December 2023: 6.08%) of the weighted average number of issued ordinary shares of the Company.
- (4) During the year ended 31 December 2024, 2,792,000 options have been exercised, a total of 224,000 share options were cancelled and a total of 760,000 share options were forfeited. During the nine months ended 31 December 2023, no option has been exercised, cancelled or lapsed under the Group's share option scheme.

32. CAPITAL COMMITMENTS

Capital expenditure in respect of the acquisition of property, plant and equipment contracted but not provided for in the consolidated financial statements

有關收購已訂約但尚未於綜合財務報表作出撥備的物業、廠房及設備的資本開支

33. RETIREMENT BENEFITS SCHEMES

The Group operates a Mandatory Provident Fund Scheme for all qualifying employees in Hong Kong. The assets of the scheme are held separately from those of the Group, in funds under the control of trustees. The Group contributes 5% of the relevant payroll costs to the scheme, subject to a cap of monthly relevant income of HK\$30,000 of employees, which contribution is matched by the employees. The Group also makes voluntary contribution in addition to the mandatory contribution.

The employees of the Group's subsidiaries in the PRC are members of a state-managed retirement benefits scheme operated by the government of the PRC. The subsidiary is required to contribute a specified percentage of payroll costs to the retirement benefits scheme to fund the benefits. The only obligation of the Group with respect to the retirement benefits scheme is to make the specified contributions.

The total expenses recognised in profit or loss of HK\$84,744,000 (nine months ended 31 December 2023: HK\$63,980,000) for the year ended 31 December 2024 represent contributions paid and payable to these plans by the Group at rates specified in the rules of the plans.

During the year ended 31 December 2024, the Group had no forfeited contributions (nine months ended 31 December 2023: Nil) under these retirement benefits schemes were used by the Group to reduce its existing level of contributions. As at 31 December 2024, the Group had no forfeited contributions available to reduce its contributions in future years (31 December 2023: Nil).

31. 以股份付款的交易 (續)

附註：

- (1) 於2024年1月1日及2024年12月31日，根據本集團購股權計劃可供授出的購股權數目分別為76,235,200份(2023年4月1日：194,595,200份)及77,219,200份(2023年12月31日：76,235,200份)。
- (2) 於2024年1月1日及2024年12月31日，根據本集團購股權計劃的服務提供者分項限額可供授出的購股權數目分別為18,139,520份(2023年4月1日：19,459,520份)及18,139,520份(2023年12月31日：18,139,520份)。
- (3) 於2024年12月31日，根據本集團購股權計劃已授出可認購合共114,584,000股(2023年12月31日：118,360,000股)股份的購股權，佔本公司已發行普通股加權平均股份數目的5.88%(2023年12月31日：6.08%)。
- (4) 截至2024年12月31日止年度，2,792,000份購股權已獲行使，合共224,000份購股權已被註銷及合共760,000份購股權已被沒收。截至2023年12月31日止九個月，概無購股權已根據本集團購股權計劃獲行使、被註銷或失效。

32. 資本承擔

31.12.2024
HK\$'000
千港元

31.12.2023
HK\$'000
千港元

11,738

25,192

33. 退休福利計劃

本集團為香港的所有合資格僱員參與強制性公積金計劃。有關計劃的資產乃與本集團的資產分開持有，並存置於受託人所控制的基金。本集團向該計劃支付相關入息的5%作為供款，而上限為僱員每月有關入息30,000港元，有關供款乃與僱員的供款一致。除強制性供款外，本集團亦作出自願供款。

本集團於中國附屬公司的僱員均為中國政府所營辦的國家管理退休福利計劃的成員。附屬公司須按工資成本的指定百分比向退休福利計劃供款以為有關福利撥資。本集團在退休福利計劃下的唯一責任為作出指定供款。

於截至2024年12月31日止年度，本集團按該等計劃的規定列明的比率向此等計劃作出已付及應付的供款於損益確認的開支總額為84,744,000港元(截至2023年12月31日止九個月：63,980,000港元)。

截至2024年12月31日止年度，本集團並無已使用該等退休福利計劃下的已沒收供款(截至2023年12月31日止九個月：零)，以降低現有供水水平。於2024年12月31日，本集團並無已沒收供款可用於減少未來數年的供款(2023年12月31日：無)。

NOTES TO THE CONSOLIDATED FINANCIAL STATEMENTS (CONT'D)

綜合財務報表附註 (續)

FOR THE YEAR ENDED 31 DECEMBER 2024 截至2024年12月31日止年度

34. RELATED PARTY TRANSACTIONS

(a) Transactions and balances with Luxshare Group for the year ended 31 December 2024

In addition to the transactions and balances disclosed elsewhere in the consolidated financial statements, the Group entered into the following transactions with Luxshare Group. The majority of these transactions also constitute continuing connected transactions as defined under Chapter 14A of Listing Rules:

| | | Year ended 31.12.2024 截至2024年 12月31日 止年度 HK\$'000 千港元 | Nine months ended 31.12.2023 截至2023年 12月31日 止九個月 HK\$'000 千港元 |
|---|---------------------|---|---|
| Sales (note 2) | 銷售 (附註2) | 150,768 | 56,956 |
| Subcontracting fee income (note 2) | 加工費收入 (附註2) | 3,127 | 5,064 |
| Other service income (note 2) | 其他服務收入 (附註2) | — | 90 |
| Purchase (note 2) | 採購 (附註2) | 38,372 | 92,488 |
| Manufacturing cost paid (note 2) | 已付生產成本 (附註2) | 2,503 | 1,170 |
| Utility fee paid | 已付水電費 | 16,489 | 9,187 |
| Information System Technical Support Services fee paid | 已付資訊系統技術支援服務費 | 1,305 | 1,981 |
| Interest expenses on lease liabilities | 租賃負債的利息開支 | 684 | 719 |
| Repayment of lease liabilities | 償還租賃負債 | 11,813 | 8,610 |
| Interest expenses arising from loans from related companies | 來自關連公司的貸款所產生的利息開支 | 50,050 | 54,129 |
| Sundry fee paid | 已付雜項費用 | 12,816 | 9,342 |
| Additions of property, plant and equipment | 添置物業、廠房及設備 | 10,046 | 39,086 |
| Proceeds from loan from related companies (note 1) | 來自關連公司貸款的所得款項 (附註1) | 2,331,874 | 2,090,871 |
| Repayment of loans from related companies | 償還來自關連公司的貸款 | (2,852,378) | (2,363,705) |

The outstanding balances related to transactions with Luxshare Group are included in the following accounts captions summarised as follows:

| | | 31.12.2024 HK\$'000 千港元 | 31.12.2023 HK\$'000 千港元 |
|--|------------------|-------------------------------|-------------------------------|
| Trade receivables (note 20) | 貿易應收款項 (附註20) | 75,885 | 60,812 |
| Deposit and other receivable | 按金及其他應收款項 | 20,326 | 96 |
| Trade payables (note 23) | 貿易應付款項 (附註23) | 34,114 | 52,125 |
| Lease liabilities | 租賃負債 | 10,095 | 21,332 |
| Amounts due to related companies (note 27) | 應付關連公司的款項 (附註27) | 13,022 | 6,215 |
| Loans from related companies (note 27) | 來自關連公司的貸款 (附註27) | 1,147,472 | 1,671,076 |

Note:

- (1) During the year ended 31 December 2024, the Group has signed several loan agreements with Luxshare Group for working capital of the Group at an aggregate amount of USD20,000,000 (equivalent to HK\$155,782,000) and RMB1,993,305,000 (equivalent to HK\$2,176,092,000). Interests were charged ranged from 2.5% per annum to 3% per annum for these borrowings.
- (2) The Group has made sales of cable products to, purchases of inventories from, provide subcontracting service to and payment of manufacturing cost to Luxshare Group during the period/year, which constitute continuing connected transactions to the Group.

34. 關聯方交易

(a) 截至2024年12月31日止年度立訊集團的交易及結餘

除於綜合財務報表其他部分披露的交易及結餘外，本集團與立訊集團訂立的交易如下。大部分該等交易亦構成持續關連交易 (定義見上市規則第14A章)：

| | Year ended 31.12.2024 截至2024年 12月31日 止年度 HK\$'000 千港元 | Nine months ended 31.12.2023 截至2023年 12月31日 止九個月 HK\$'000 千港元 |
|---|---|---|
| Sales (note 2) | 150,768 | 56,956 |
| Subcontracting fee income (note 2) | 3,127 | 5,064 |
| Other service income (note 2) | — | 90 |
| Purchase (note 2) | 38,372 | 92,488 |
| Manufacturing cost paid (note 2) | 2,503 | 1,170 |
| Utility fee paid | 16,489 | 9,187 |
| Information System Technical Support Services fee paid | 1,305 | 1,981 |
| Interest expenses on lease liabilities | 684 | 719 |
| Repayment of lease liabilities | 11,813 | 8,610 |
| Interest expenses arising from loans from related companies | 50,050 | 54,129 |
| Sundry fee paid | 12,816 | 9,342 |
| Additions of property, plant and equipment | 10,046 | 39,086 |
| Proceeds from loan from related companies (note 1) | 2,331,874 | 2,090,871 |
| Repayment of loans from related companies | (2,852,378) | (2,363,705) |

與立訊集團的交易有關的尚未償還結餘計入以下賬目，說明概述如下：

| | 31.12.2024 HK\$'000 千港元 | 31.12.2023 HK\$'000 千港元 |
|--|-------------------------------|-------------------------------|
| Trade receivables (note 20) | 75,885 | 60,812 |
| Deposit and other receivable | 20,326 | 96 |
| Trade payables (note 23) | 34,114 | 52,125 |
| Lease liabilities | 10,095 | 21,332 |
| Amounts due to related companies (note 27) | 13,022 | 6,215 |
| Loans from related companies (note 27) | 1,147,472 | 1,671,076 |

附註：

- (1) 截至2024年12月31日止年度，本集團已與立訊集團就本集團合共20,000,000美元 (相當於155,782,000港元) 及1,993,305,000人民幣 (相當於2,176,092,000港元) 的營運資金訂立數項貸款協議。該等借款按年利率介乎2.5%至3%計息。
- (2) 於期／年內，本集團已向立訊集團銷售電線產品、採購存貨、提供加工服務以及支付生產成本，其構成本集團的持續關連交易。

NOTES TO THE CONSOLIDATED FINANCIAL STATEMENTS (CONT'D)

綜合財務報表附註 (續)

FOR THE YEAR ENDED 31 DECEMBER 2024 截至2024年12月31日止年度

34. RELATED PARTY TRANSACTIONS (CONTINUED)

(b) Compensation of key management personnel

The remuneration of key management personnel was as follows:

| | |
|---|----------------|
| Short-term employee benefits | 短期僱員福利 |
| Equity-settled share-based payments | 按權益結算以股份為基礎的付款 |
| Retirement benefits schemes contributions | 退休福利計劃供款 |

| Year ended 31.12.2024 截至2024年 12月31日 止年度 HK\$'000 千港元 | Nine months ended 31.12.2023 截至2023年 12月31日 止九個月 HK\$'000 千港元 |
|---|---|
|---|---|

| | |
|--------|--------|
| 29,311 | 21,473 |
| 13,482 | 6,857 |
| 1,525 | 1,207 |
| 44,318 | 29,537 |

The remuneration of key management personnel is determined by the remuneration committee and the executive directors, having regard to the performance of individuals and market trends.

主要管理人員的酬金乃由薪酬委員會及執行董事按個人表現及市場趨勢而釐定。

35. STATEMENT OF FINANCIAL POSITION OF THE COMPANY

The statement of financial position of the Company is as follows:

| |
|-------------------------------|
| Non-current assets |
| Investment in subsidiaries |
| Property, plant and equipment |
| Right of use assets |
| Associate |
| Rental deposits |

| |
|--------------|
| 非流動資產 |
| 於附屬公司的投資 |
| 物業、廠房及設備 |
| 使用權資產 |
| 聯營公司 |
| 租賃按金 |

| 31.12.2024 HK\$'000 千港元 | 31.12.2023 HK\$'000 千港元 |
|-------------------------------|-------------------------------|
|-------------------------------|-------------------------------|

| | |
|---------|---------|
| 805,436 | 805,436 |
| 6,733 | 7,611 |
| 1,951 | 4,552 |
| 1,502 | – |
| 771 | 771 |
| 816,393 | 818,370 |

| |
|-------------------------------|
| Current assets |
| Other receivables |
| Amounts due from a subsidiary |
| Bank balances and cash |

| |
|-------------|
| 流動資產 |
| 其他應收款項 |
| 應收一間附屬公司款項 |
| 銀行結餘及現金 |

| | |
|--------|-------|
| 1,531 | 816 |
| 8,482 | 409 |
| 1,321 | 1,248 |
| 11,334 | 2,473 |

| |
|---------------------------------|
| Current liabilities |
| Other payables and accruals |
| Lease liabilities |
| Amount due to a subsidiary |
| Amount due to a related company |
| Bank borrowings |

| |
|-------------|
| 流動負債 |
| 其他應付款項及應計費用 |
| 租賃負債 |
| 應付一間附屬公司款項 |
| 應付一間關連公司款項 |
| 銀行借款 |

| | |
|---------|---------|
| 924 | 15,616 |
| 2,282 | 2,889 |
| 394,110 | 394,965 |
| 631 | 466 |
| – | 32,444 |
| 397,947 | 446,380 |

| |
|--|
| Net current liabilities |
| Total assets less current liabilities |

| |
|-----------------|
| 流動負債淨值 |
| 總資產減流動負債 |

| | |
|-----------|-----------|
| (386,613) | (443,907) |
| 429,780 | 374,463 |

| |
|------------------------------|
| Non-current liability |
| Lease liabilities |

| |
|--------------|
| 非流動負債 |
| 租賃負債 |

| | |
|---|-------|
| – | 2,282 |
|---|-------|

| |
|-----------------------------|
| Net assets |
| Capital and reserves |

| |
|--------------|
| 資產淨值 |
| 資本及儲備 |
| 股本 |
| 儲備 (附註) |

| | |
|---------|---------|
| 429,780 | 372,281 |
| 19,487 | 19,460 |
| 410,293 | 352,721 |

| |
|---------------------|
| Total equity |
|---------------------|

| |
|------------|
| 總權益 |
|------------|

| | |
|---------|---------|
| 429,780 | 372,181 |
|---------|---------|

NOTES TO THE CONSOLIDATED FINANCIAL STATEMENTS (CONT'D)

綜合財務報表附註 (續)

FOR THE YEAR ENDED 31 DECEMBER 2024 截至2024年12月31日止年度

35. STATEMENT OF FINANCIAL POSITION OF THE COMPANY (CONTINUED)

Note:

| | | Share premium 股份溢價 HK\$'000 千港元 | Capital reserve 資本儲備 HK\$'000 千港元 | Share options reserve 購股權儲備 HK\$'000 千港元 | Accumulated profits 累計溢利 HK\$'000 千港元 | Total 總計 HK\$'000 千港元 |
|--|-------------------|--|--|---|--|--------------------------------|
| At 1 April 2023 | 於2023年4月1日 | 323,485 | 7,324 | – | 14,972 | 345,781 |
| Profit and total comprehensive income for the period | 期內溢利及全面收益總額 | – | – | – | 14,711 | 14,711 |
| Dividends declared (Note 14) | 已宣派股息 (附註14) | – | – | – | (24,325) | (24,325) |
| Recognition of equity-settled share-based payments | 按權益結算以股份為基礎的付款之確認 | – | – | 16,554 | – | 16,554 |
| At 31 December 2023 | 於2023年12月31日 | 323,485 | 7,324 | 16,554 | 5,358 | 352,721 |
| Profit and total comprehensive income for the year | 年內溢利及全面收益總額 | – | – | – | 54,136 | 54,136 |
| Dividends declared (Note 14) | 已宣派股息 (附註14) | – | – | – | (33,092) | (33,092) |
| Exercise of share options | 行使購股權 | 6,222 | – | (2,045) | – | 4,177 |
| Recognition of equity-settled share-based payments | 按權益結算以股份為基礎的付款之確認 | – | – | 32,351 | – | 32,351 |
| Cancellation of share options | 註銷購股權 | – | – | (106) | 106 | – |
| At 31 December 2024 | 於2024年12月31日 | 329,707 | 7,324 | 46,754 | 26,508 | 410,293 |

35. 本公司財務狀況表 (續)

附註：

36. PARTICULARS OF SUBSIDIARIES

Particulars of the Company's subsidiaries held by the Company as at 31 December 2024 and 31 December 2023 are as follows:

36. 附屬公司的詳情

本公司於2024年12月31日及2023年12月31日持有的附屬公司的詳情如下：

| Name of subsidiary | Place of incorporation/ establishment | Nominal value of issued share capital/ registered capital | Proportion of nominal value of issued share capital held by the Company | | Principal activities |
|---|--|---|---|----------------------|--|
| 附屬公司名稱 | 註冊成立／ 成立地點 | 已發行股本／ 註冊資本面值 | 本公司持有已發行股本 面值之比例 | 31.12.202431.12.2023 | 主要業務 |
| Directly held | | | | | |
| 直接持有 | | | | | |
| Time Interconnect Investment Limited | BVI 英屬處女群島 | USD10,000 | 100% | 100% | Investment holding 投資控股 |
| Linkz Cables Limited 華迅電纜有限公司 | BVI 英屬處女群島 | HK\$8,390,000 | 100% | 100% | Investment holding 投資控股 |
| Indirectly held | | | | | |
| 間接持有 | | | | | |
| Time Interconnect Limited 匯聚工業有限公司 | Hong Kong 香港 | HK\$2,000,000 | 100% | 100% | Trading of cable assembly products 買賣電線組件產品 |
| Time Interconnect (HK) Limited 匯聚工業（香港）有限公司 | Hong Kong 香港 | HK\$10,000 | 100% | 100% | Trading of cable assembly products 買賣電線組件產品 |
| TIME Interconnect Technology (Huizhou) Limited (Note a) 匯聚科技（惠州）有限公司（附註a） | PRC 中國 | USD28,602,860 | 100% | 100% | Manufacturing and trading of cable assembly products 生產及買賣電線組件產品 |
| Huizhou Chuangxiang Technology Limited (Note d) 惠州創享科技有限公司（附註d） | PRC 中國 | RMB145,250,100 | 100% | 100% | Manufacturing and trading of cable assembly products 生產及買賣電線組件產品 |
| Time Robotics Technology (Shanghai) Limited （Note d and e） 輝炬機器人科技（上海）有限公司（附註d及e） | PRC 中國 | RMB4,056,550 | — | 100% | Manufacturing and trading of robotic products 生產及買賣機械人產品 |
| 匯智軟件科技（惠州）有限公司（Note d and e） 匯智軟件科技（惠州）有限公司（附註d及e） | PRC 中國 | RMB683,890 | — | 100% | Development and trading of computer softwares 開發及買賣電腦軟件 |
| Linkz International Limited 領先工業國際有限公司 | Hong Kong 香港 | HK\$10,000 | 100% | 100% | Trading of digital cables products 買賣數字電線產品 |
| Linkz (HK) Limited 華迅香港有限公司 | Hong Kong 香港 | HK\$10,000,000 | 100% | 100% | Investment holding 投資控股 |

NOTES TO THE CONSOLIDATED FINANCIAL STATEMENTS (CONT'D)

綜合財務報表附註 (續)

FOR THE YEAR ENDED 31 DECEMBER 2024 截至2024年12月31日止年度

36. PARTICULARS OF SUBSIDIARIES (CONTINUED)

Particulars of the Company's subsidiaries held by the Company as at 31 December 2024 and 31 December 2023 are as follows: (continued)

| Name of subsidiary 附屬公司名稱 | Place of incorporation/ establishment 註冊成立/ 成立地點 | Nominal value of issued share capital/ registered capital 已發行股本/ 註冊資本面值 | Proportion of nominal value of issued share capital held by the Company 本公司持有已發行股本 面值之比例 | | Principal activities 主要業務 |
|--|---|---|--|------------|--|
| | | | 31.12.2024 | 31.12.2023 | |
| Linkz Industries (Shanghai) Limited (Notes b and c) 領迅電線工業(上海)有限公司(附註b及c) | PRC 中國 | USD15,000,000 | 95% | 95% | Manufacturing and trading of digital cables products 生產及買賣數字電線產品 |
| Linkz Industries (Suzhou) Limited (Note a) 華迅工業(蘇州)有限公司(附註a) | PRC 中國 | USD30,000,000 | 100% | 100% | Manufacturing and trading of digital cables products 生產及買賣數字電線產品 |
| Hover Manufacturing Company Limited 豪和製造有限公司 | Hong Kong 香港 | HK\$8,000,000 | 100% | 100% | Investment holding 投資控股 |
| Hover (Kunshan) Electronic Material Company Limited (Note a) 豪和(昆山)電子材料有限公司(附註a) | PRC 中國 | HK\$30,000,000 | 100% | 100% | Manufacturing of digital cables products 生產數字電線產品 |
| 昆山市德勤機械有限公司 (Note d) 昆山市德勤機械有限公司(附註d) | PRC 中國 | RMB10,000,000 | 100% | 100% | Manufacturing of digital cables products 生產數字電線產品 |
| Time Interconnect Wire Technology Limited 匯聚線束科技有限公司 | Hong Kong 香港 | HK\$68,935,878 | 100% | 100% | Trading of automotive wire harness products 買賣汽車配線產品 |
| Time Interconnect Wire Technology (Huizhou) Limited (Note d) 匯聚線束科技(惠州)有限公司(附註d) | PRC 中國 | RMB29,975,300 | 100% | 100% | Manufacturing of automotive wire harness products 生產汽車配線產品 |
| Linkz Cables Mexico, S. de R.L. de C.V. | Mexico 墨西哥 | MXN50,000 | 100% | 100% | Manufacturing of digital cables and automotive wire harness products 生產數字電線及汽車配線產品 |
| Time X-Ware Technology Limited 匯聚服務器科技有限公司 | Hong Kong 香港 | HK\$10,000 | 100% | 100% | Trading of server and medical products 買賣服務器及醫療產品 |
| Da Chuang Precision Intelligent Manufacturing (Dongguan) Co., Limited (Note a) 達創精密智造(東莞)有限公司(附註a) | PRC 中國 | RMB200,000,000 | 100% | 100% | Trading of server products 買賣服務器產品 |
| Da Chuang Precision Intelligent Manufacturing (Kunshan) Co., Limited (Note d) 達創精密智造(昆山)有限公司(附註d) | PRC 中國 | RMB200,000,000 | 100% | 100% | Manufacturing and trading of server products 生產及買賣服務器產品 |
| Time Da Chuang Information (Shanghai) Limited (Note d) 匯聚達創信息(上海)有限公司(附註d) | PRC 中國 | RMB50,000,000 | 100% | 100% | Development of service products 研發服務器產品 |
| Time Interconnect Technology (Kunshan) Limited (Note d) 匯聚智能科技(昆山)有限公司(附註d) | PRC 中國 | RMB250,000,000 | 100% | 100% | Manufacturing and trading of medical equipment cable products 生產及買賣醫療設備電線產品 |
| Time Interconnect Technology (Jiangxi) Limited (Note d) 江西匯聚精密工業有限公司(附註d) | PRC 中國 | RMB50,000,000 | 100% | 100% | Manufacturing and trading of medical equipment cable products 生產及買賣醫療設備電線產品 |

36. 附屬公司的詳情 (續)

本公司於2024年12月31日及2023年12月31日持有的附屬公司的詳情如下：(續)

NOTES TO THE CONSOLIDATED FINANCIAL STATEMENTS (CONT'D)

綜合財務報表附註 (續)

FOR THE YEAR ENDED 31 DECEMBER 2024 截至2024年12月31日止年度

36. PARTICULARS OF SUBSIDIARIES (CONTINUED)

Particulars of the Company's subsidiaries held by the Company as at 31 December 2024 and 31 December 2023 are as follows: (continued)

| Name of subsidiary 附屬公司名稱 | Place of incorporation/ establishment/ 註冊成立/ 成立地點 | Nominal value of issued share capital/ registered capital/ 已發行股本/ 註冊資本面值 | Proportion of nominal value of issued share capital held by the Company 本公司持有已發行股本 面值之比例 | | Principal activities 主要業務 |
|---|--|--|--|------------|--|
| | | | 31.12.2024 | 31.12.2023 | |
| Da Chuang Precision Limited 達創精密有限公司 | Hong Kong 香港 | HK\$10,000 | 100% | – | Trading of server products 買賣伺服器產品 |
| Da Chuang Investment Limited | Cayman Island 開曼群島 | USD1 | 100% | – | Investment holding 投資控股 |
| COSMIC M.E. INC. 株式会社コスミックエムイー | Japan 日本 | JPY90,000,000 | 71.4% | – | Manufacturing and trading of electronic medical products 生產及買賣電子醫療產品 |
| Time Interconnect America Inc | USA 美國 | USD50,000 | 100% | – | Liaison office 聯絡辦事處 |
| Time Interconnect Medtech UK Limited | UK 英國 | GBP50,000 | 100% | – | Liaison office 聯絡辦事處 |

Notes:

- (a) These companies were established in the PRC in the form of Wholly Foreign-owned Enterprises.
- (b) The company was established as sino-foreign joint venture registered under the PRC law.
- (c) The non-wholly owned subsidiary has immaterial non-controlling interest and related financial information is not disclosed.
- (d) These companies were established in the PRC in the form of indirectly wholly owned subsidiaries.
- (e) These companies have been deregistered during the year.

None of the subsidiaries had issued any debt securities during the year ended 31 December 2024 and period ended 31 December 2023.

36. 附屬公司的詳情 (續)

本公司於2024年12月31日及2023年12月31日持有的附屬公司的詳情如下：(續)

附註：

- (a) 該等公司乃於中國以外商獨資企業的形式成立。
- (b) 該公司根據中國法律註冊成立為中外合資合營企業。
- (c) 該非全資附屬公司擁有不重大非控股權益，且並無披露相關財務資料。
- (d) 該等公司乃於中國以間接全資擁有附屬公司的形式成立。
- (e) 該等公司已於年內註銷。

於2024年12月31日止年度及截至2023年12月31日止期間，概無附屬公司發行任何債務證券。

NOTES TO THE CONSOLIDATED FINANCIAL STATEMENTS (CONT'D)

綜合財務報表附註 (續)

FOR THE YEAR ENDED 31 DECEMBER 2024 截至2024年12月31日止年度

37. CAPITAL RISK MANAGEMENT

The Group manages its capital to ensure that entities in the Group will be able to continue as a going concern while maximising the return to stakeholders through the optimisation of the debt and equity balances. The Group's overall strategy remains unchanged throughout the year.

The capital structure of the Group consists of net debts, which includes lease liabilities, bank borrowings and amounts due to/loans from related companies in notes 25, 26 and 27 respectively, net of cash and cash equivalents and equity attributable to owners of the Company, comprising issued share capital and reserves.

The directors of the Company review the capital structure on a regular basis. As part of this review, the directors of the Company consider the cost of capital and the risks associated with the capital. Based on recommendations of the directors of the Company, the Group will balance its overall capital structure through the payment of dividends, new share issues and raising or repayment of bank borrowings and amount due to/loans from related companies.

38. FINANCIAL INSTRUMENTS

a. Categories of financial instruments

| Financial assets | 金融資產 |
|---|---------------|
| Financial assets at amortised cost | 按攤銷成本計量的金融資產 |
| Financial assets at FVTPL | 按公平值計入損益的金融資產 |
| Financial liabilities | 金融負債 |
| Financial liabilities at amortised cost | 按攤銷成本計量的金融負債 |
| Financial liabilities at FVTPL | 按公平值計入損益的金融負債 |

b. Financial risk management objectives and policies

The Group's major financial instruments include financial assets at FVTPL, trade and other receivables, pledged bank deposits, bank balances, trade and other payables, bank borrowings, amounts due to related companies, loans from related companies, lease liabilities and derivative financial instrument. Details of these financial instruments are disclosed in respective notes. The risks associated with these financial instruments and the policies on how to mitigate these risks are set out below. The management of the Group manages and monitors these exposures to ensure that appropriate measures are implemented on a timely and effective manner.

Market risk

Interest rate risk

The Group is exposed to fair value interest rate risk in relation to the fixed-rate pledged bank deposits, lease liabilities, bank borrowings and loans from related companies. The Group is also exposed to cash flow interest rate risk in relation to variable rate bank balances and bank borrowings (see notes 22, 25, 26 and 27 for details of the balance). The Group cash flow interest rate risk is mainly concentrated on the fluctuation of interest rates on bank balances and HIBOR and PRC loan prime rate arising from the Group's bank borrowings. The Group currently does not have a policy on cash flow hedges of interest rate risk. However, the management of the Group monitors interest rate exposure and will consider hedging significant interest rate risk should the need arise.

37. 資本風險管理

為確保本集團旗下實體能夠可持續經營，本集團對其資本進行管理，並透過使債務及權益達致最佳平衡為持份者締造最大回報。本集團的整體策略於整個年度內維持不變。

本集團的資本架構包括債務淨額（分別包括附註25、26及27的租賃負債、銀行借款及應付關連公司款項／來自關連公司的貸款），扣除現金及現金等價物以及本公司擁有人應佔權益（包括已發行資本及儲備）。

本公司董事定期審閱資本架構。作為該審閱的一部分，本公司董事考慮資本成本及與資本相關的風險。根據本公司董事的建議，本集團將透過派付股息、發行新股份、籌措或償還銀行借款以及應付關連公司款項／來自關連公司的貸款平衡其整體資本架構。

38. 金融工具

a. 金融工具的分類

| 31.12.2024 HK\$'000 千港元 | 31.12.2023 HK\$'000 千港元 |
|---|-------------------------------|
| Financial assets | |
| Financial assets at amortised cost | 3,442,447 |
| Financial assets at FVTPL | – |
| 2,060,125 | |
| 10,231 | |
| 2,070,356 | 3,442,447 |
| Financial liabilities | |
| Financial liabilities at amortised cost | 4,520,159 |
| Financial liabilities at FVTPL | 5,088 |
| 2,931,640 | 4,525,247 |

b. 財務風險管理目標及政策

本集團的主要金融工具包括按公平值計入損益之金融資產、貿易及其他應收款項、已抵押銀行存款、銀行結餘、貿易及其他應付款項、銀行借款、應付關連公司款項、來自關連公司的貸款、租賃負債及衍生金融工具。該等金融工具詳情披露於有關附註。該等金融工具相關之風險及有關如何降低該等風險之政策載於下文。本集團管理層管理及監控該等風險，確保及時和有效地採取適當措施。

市場風險

利率風險

本集團承受與固定利率已抵押銀行存款、租賃負債、銀行借款及來自關連公司的貸款有關的公平值利率風險。本集團亦承受與浮動利率銀行結餘及銀行借款有關的現金流量利率風險（有關結餘詳情見附註22、25、26及27）。本集團現金流量利率風險主要集中於本集團銀行借款產生的銀行結餘利率以及香港銀行同業拆息及中國貸款最優惠利率的波動。本集團目前並無有關利率風險的現金流量對沖政策。然而，本集團管理層會監察相關利率風險，並將於有需要時考慮對沖重大利率風險。

NOTES TO THE CONSOLIDATED FINANCIAL STATEMENTS (CONT'D)

綜合財務報表附註 (續)

FOR THE YEAR ENDED 31 DECEMBER 2024 截至2024年12月31日止年度

38. FINANCIAL INSTRUMENTS (CONTINUED)

b. Financial risk management objectives and policies (continued)

Market risk (continued)

Sensitivity analysis

The sensitivity analysis below has been determined based on the exposure to interest rates for variable-rate bank borrowings. The analysis is prepared assuming that variable rate bank borrowings outstanding at the end of the reporting period were outstanding for the whole year/period. 50 basis point (31 December 2023: 50 basis point) increase or decrease represents the assessment management of the Group of the reasonably possible change in interest rates of bank borrowings. No sensitivity analysis is presented for bank balances as the directors of the Company considered the Group's exposure to cash flow interest rate risk is not material.

If interest rate had been 50 basis points (31 December 2023: 50 basis point) higher or lower and all other variables were held constant, the Group's post-tax profit for the year ended 31 December 2024 would decrease or increase by HK\$1,006,000 (nine months ended 31 December 2023: HK\$4,758,000).

In management's opinion, the sensitivity analysis is unrepresentative of the inherent interest rate risk as the exposure at the end of the reporting period does not reflect the exposure during the year/period.

Foreign currency risk

The carrying amounts of the Group's monetary assets (mainly including trade and other receivables, pledged bank deposits and bank balances and cash) and monetary liabilities (mainly including trade and other payables, bank borrowings and loans amount from related companies) denominated in currencies other than the respective group entities' functional currencies at the end of the reporting period are as follows:

| | | Assets 資產 | | Liabilities 負債 | |
|------------------|--------|-------------------------------|-------------------------------|-------------------------------|-------------------------------|
| | | 31.12.2024 HK\$'000 千港元 | 31.12.2023 HK\$'000 千港元 | 31.12.2024 HK\$'000 千港元 | 31.12.2023 HK\$'000 千港元 |
| HK\$ against USD | 港元兌美元 | 4,416 | 5,787 | 501,228 | 647,557 |
| RMB against USD | 人民幣兌美元 | 240 | 12,214 | 1,346 | 1,308 |
| Euro against USD | 歐元兌美元 | 2,483 | 2,168 | 666 | 2,966 |
| USD against RMB | 美元兌人民幣 | 45,256 | 208,939 | 674,787 | 1,360,633 |
| USD against HK\$ | 美元兌港元 | 46 | 16 | 90 | — |

Other than above, several subsidiaries of the Group have the following intra-group receivables (payables) denominated in HK\$ and USD, which are foreign currencies of the relevant group entities.

| | | Amounts due from (to) group entities 應收 (應付) 集團實體款項 | |
|------------------|--------|--|-------------------------------|
| | | 31.12.2024 HK\$'000 千港元 | 31.12.2023 HK\$'000 千港元 |
| HK\$ against USD | 港元兌美元 | 218 | 235 |
| USD against RMB | 美元兌人民幣 | 555,163 | 207,867 |

The Group currently does not have a foreign currency hedging policy in respect of foreign currency exposure. However, management monitors the related foreign currency exposure closely and will consider hedging significant currency exposure should the need arise.

38. 金融工具 (續)

b. 財務風險管理目標及政策 (續)

市場風險 (續)

敏感度分析

以下敏感度分析乃根據浮動利率銀行借款的利率風險釐定。編製分析時乃假設於報告期末未償還的浮動利率銀行借款於整個年度／期間均未償還。上升或下降50個基點（2023年12月31日：50個基點）代表本集團管理層對銀行借款的利率的合理可能變動的評估。由於本公司董事認為本集團承受的現金流量利率風險並不重大，故並無呈列銀行結餘的敏感度分析。

倘利率上升或下降50個基點（2023年12月31日：50個基點），而所有其他變數維持不變，本集團於截至2024年12月31日止年度的除稅後溢利將減少或增加1,006,000港元（2023年12月31日止九個月：4,758,000港元）。

管理層認為，敏感度分析不能代表內在利率風險，因為報告期末的風險無法反映於年內／期內的風險。

外幣風險

於各報告期末，除了有關集團實體的功能貨幣外，本集團的貨幣資產（主要包括貿易及其他應收款項、已抵押銀行存款及銀行結餘及現金）及貨幣負債（主要包括貿易及其他應付款項、銀行借款及來自關連公司的貸款）的賬面值以下列貨幣計值：

除上述者外，若干本集團附屬公司擁有的以港元及美元（均為有關集團實體使用的外幣）計值之集團內應收款項（應付款項）如下。

本集團目前並無有關外幣風險的外幣對沖政策。然而，管理層會密切監察相關外幣風險，並於有需要時考慮對沖重大貨幣風險。

NOTES TO THE CONSOLIDATED FINANCIAL STATEMENTS (CONT'D)

綜合財務報表附註 (續)

FOR THE YEAR ENDED 31 DECEMBER 2024 截至2024年12月31日止年度

38. FINANCIAL INSTRUMENTS (CONTINUED)

b. Financial risk management objectives and policies (continued)

Market risk (continued)

Sensitivity analysis

The Group is mainly exposed to the foreign currency risk of USD, HK\$, RMB and Euro. Under the pegged exchange rate system, the financial impact on exchange difference between HK\$ and USD will be immaterial, and therefore no sensitivity analysis has been prepared.

The sensitivity analysis below details the Group's sensitivity to a 5% increase and decrease in USD against RMB and Euro. 5% is the sensitivity rate used which represents management's assessment of the reasonably possible change in foreign currency rate. The sensitivity analysis includes the Group's monetary assets, monetary liabilities and amounts due from/to group entities denominated in RMB, Euro and USD. A positive (negative) number indicates a decrease (increase) in post-tax profit when USD strengthens 5% against RMB and Euro. For a 5% weakening of USD against RMB and Euro, there would be an equal but opposite impact on the post-tax profit for the year/period.

| | |
|------------------|--------|
| RMB against USD | 人民幣兌美元 |
| Euro against USD | 歐元兌美元 |
| USD against RMB | 美元兌人民幣 |

In the opinion of the management of the Group, the sensitivity analysis is unrepresentative of the inherent foreign currency risk as the year/period end exposures do not reflect the exposure during the year/period.

Credit risk and impairment assessment

Credit risk refers to the risk that the Group's counterparties default on their contractual obligations resulting in financial losses to the Group. The Group's credit risk is primarily attributable to trade receivables, trade receivables from fellow subsidiaries, other receivables, contract assets, bills receivables, pledged bank deposits and bank balances. The Group does not hold any collateral to cover its credit risks associated with its financial assets but maintains credit insurance policies to insure trade receivables with details mentioned below to insure counterparty risks with customers.

Trade balances (including trade receivables, trade receivables from fellow subsidiaries and contract assets)

In order to minimise the credit risk, the management of the Group has delegated a team responsible for determination of credit limits and credit approvals. Before accepting any new customer, the Group uses an internal credit scoring system to assess the potential customer's credit quality and defines credit limits by customer. Limits and scoring attributed to customers are reviewed twice a year. Other monitoring procedures are in place to ensure that follow-up action is taken to recover overdue debts. In addition, the Group performs impairment assessment under ECL model on trade balances individually. In this regard, the directors of the Company consider that the Group's credit risk is significantly reduced.

38. 金融工具 (續)

b. 財務風險管理目標及政策 (續)

市場風險 (續)

敏感度分析

本集團主要承受美元、港元、人民幣及歐元的外幣風險。在匯率掛鈎制度下，港元兌美元匯率差別的財務影響將不重大，因此並無編製敏感度分析。

下文敏感度分析詳述本集團就美元兌人民幣及歐元上升及下降5%的敏感度。採用5%為敏感度比率代表管理層對匯率的合理可能變動的評估。敏感度分析包括本集團以人民幣、歐元及美元列值的貨幣資產、貨幣負債及應收應付集團實體款項。正(負)數表示當美元兌人民幣及歐元升值5%時，除稅後溢利減少(增加)。美元兌人民幣及歐元貶值5%時，則會對年內/期內的除稅後溢利產生等額但相反影響。

| 31.12.2024 | 31.12.2023 |
|------------|------------|
| HK\$'000 | HK\$'000 |
| 千港元 | 千港元 |
| (46) | 455 |
| 76 | (33) |
| (1,615) | (35,067) |

本集團管理層認為，敏感度分析不能代表內在外幣風險，因為於年/期末的風險無法反映於年/期內的風險。

信貸風險及減值評估

信貸風險指本集團交易對手在履行合約責任方面出現違約，致使本集團蒙受財務虧損的風險。本集團的信貸風險主要來自貿易應收款項、來自同系附屬公司的貿易應收款項、其他應收款項、合約資產、應收票據、已抵押銀行存款及銀行結餘。本集團並無就金融資產相關的信貸風險持有任何抵押品作為保障，但維持信貸保險政策，從而為貿易應收款項提供保障，下文詳述對與客戶相關的交易所對手方風險採取的保障。

貿易結餘 (包括貿易應收款項、來自同系附屬公司的貿易應收款項及合約資產)

為盡量減低信貸風險，本集團管理層已指派團隊負責釐定信貸限額及信貸審批。於接納任何新客戶前，本集團使用內部信貸評分系統評估潛在客戶的信貸質素，並按客戶界定信貸限額。客戶的限額及評分每年審核兩次。已設立的其他監控程序用來確保採取跟進措施收回逾期債務。此外，本集團根據預期信貸虧損模式對貿易結餘進行個別減值評估。就此而言，本公司董事認為本集團的信貸風險已大幅降低。

NOTES TO THE CONSOLIDATED FINANCIAL STATEMENTS (CONT'D)

綜合財務報表附註 (續)

FOR THE YEAR ENDED 31 DECEMBER 2024 截至2024年12月31日止年度

38. FINANCIAL INSTRUMENTS (CONTINUED)

b. Financial risk management objectives and policies (continued)

Credit risk and impairment assessment (continued)

Trade balances (including trade receivables, trade receivables from fellow subsidiaries and contract assets) (continued)

At the end of the reporting period, the Group has concentration of credit risk as 1% (31 December 2023: 30%) and 47% (31 December 2023: 66%) of trade receivables were due from the Group's largest customer and five largest customers, respectively. As at 31 December 2024, the Group has the concentration risk from customer A, customer B, and customer C amounted for a total of 31% (31 December 2023: 41%) of trade balances. They are international well-known companies engaging in telecommunications and global networking industries and/or with strong financial backgrounds. The Group's concentration of credit risk by geographical location is mainly in the PRC which accounted for 63% (31 December 2023: 76%) of trade receivables as at 31 December 2024.

As part of the Group's credit risk management, the Group applies internal credit rating for its customers. The following table provides information about the exposure to credit risk for trade balances that are assessed individually as at 31 December 2024 and 31 December 2023 within lifetime ECL (not credit-impaired).

Gross carrying amount

| | | 31.12.2024 | | | |
|---------------|------|-------------------|---------------------|--|-------------------|
| Credit rating | | Average loss rate | Trade receivables | Trade receivables from fellow subsidiaries | Contract assets |
| | | | | 來自同系附屬公司的貿易應收款項 | |
| 信貸評級 | | 平均虧損率 % | 貿易應收款項 HK\$'000 千港元 | 款項 HK\$'000 千港元 | 合約資產 HK\$'000 千港元 |
| Strong | 穩健 | 0.05 | 729,542 | 75,885 | 66,560 |
| Good | 良好 | 0.25 | 563,681 | - | - |
| Satisfactory | 滿意 | 3.90 | 91,951 | - | - |
| Watch list | 監察名單 | 13.00 | 1,665 | - | - |
| | | | 1,386,839 | 75,885 | 66,560 |

Quality classification definitions:

| | | |
|----------------|---|--|
| "Strong" | : | The counterparty has very low risk of default and a prompt payment pattern. They are international well-known companies with strong financial background. |
| "Good" | : | The counterparty has low default risk and has strong financial background. |
| "Satisfactory" | : | The counterparty has moderate default risk and occasionally repays after due dates, but with fair financial background. |
| "Watch list" | : | The counterparty has moderate default risk and frequently repays after due dates, but with fair financial background. They require special attention from the management of the Group. |

38. 金融工具 (續)

b. 財務風險管理目標及政策 (續)

信貸風險及減值評估 (續)

貿易結餘 (包括貿易應收款項、來自同系附屬公司的貿易應收款項及合約資產) (續)

於報告期末，本集團承受集中信貸風險，乃因貿易應收款項的1% (2023年12月31日：30%) 及47% (2023年12月31日：66%) 分別來自本集團最大客戶及五大客戶。於2024年12月31日，本集團面臨客戶A、客戶B及客戶C的集中風險，三者合共佔貿易結餘的31% (2023年12月31日：41%)。該等客戶為從事電訊及全球網絡行業且／或財務實力雄厚的國際知名公司。本集團按地理位置劃分的集中信貸風險主要為中國，佔於2024年12月31日的貿易應收款項63% (2023年12月31日：76%)。

作為本集團信貸風險管理的一部分，本集團對其客戶採用內部信貸評級。下表載述有關於2024年12月31日及2023年12月31日根據存續期預期信貸虧損 (並無信貸減值) 模式個別評估的貿易結餘信貸風險承擔的資料。

總賬面值

| | | 31.12.2023 | | | |
|--|--|-------------------|---------------------|--|-------------------|
| | | Average loss rate | Trade receivables | Trade receivables from a fellow subsidiary | Contract assets |
| | | | | 來自同系附屬公司的貿易應收款項 | |
| | | 平均虧損率 % | 貿易應收款項 HK\$'000 千港元 | 款項 HK\$'000 千港元 | 合約資產 HK\$'000 千港元 |
| | | 0.05 | 751,864 | 60,812 | 20,279 |
| | | 0.25 | 1,287,630 | - | - |
| | | 3.90 | 25,896 | - | - |
| | | 13.00 | - | - | - |
| | | | 2,065,390 | 60,812 | 20,279 |

質素分類定義：

| | | |
|--------|---|--|
| 「穩健」 | : | 交易對手方違約風險非常低，並具有準時還款的規律。彼等為國際知名的公司，財務實力雄厚。 |
| 「良好」 | : | 交易對手方違約風險低，財務實力雄厚。 |
| 「滿意」 | : | 交易對手方違約風險中等，偶爾在到期日後還款，但財務實力尚可。 |
| 「監察名單」 | : | 交易對手方違約風險中等，經常在到期日後還款，但財務實力尚可。本集團管理層須多加留意。 |

NOTES TO THE CONSOLIDATED FINANCIAL STATEMENTS (CONT'D)

綜合財務報表附註 (續)

FOR THE YEAR ENDED 31 DECEMBER 2024 截至2024年12月31日止年度

38. FINANCIAL INSTRUMENTS (CONTINUED)

b. Financial risk management objectives and policies (continued)

Credit risk and impairment assessment (continued)

Trade balances (including trade receivables, trade receivables from related companies and contract assets) (continued)

During the year ended 31 December 2024 and nine months ended 31 December 2023, trade receivables, trade receivables from fellow subsidiaries and contract assets were assessed individually with considering the financial background and the historical settlement records, including the past due dates and default rates of each trade balance and forward-looking information that is reasonable, supportable and available without undue costs or effort. Estimated loss rates are based on historical observed default rates over the expected life of the debtors and are adjusted for forward-looking information. During the year ended 31 December 2024, those trade balances are assessed under lifetime ECL (not credit-impaired) and the Group provided allowance for credit losses of HK\$643,000 (31 December 2023: HK\$1,331,000). As at 31 December 2024, the allowance for credit losses is HK\$5,305,000 (31 December 2023: HK\$4,662,000).

Other receivables and rental deposits

Other receivables and rental deposits amounted to HK\$28,137,000 (31 December 2023: HK\$4,758,000) were assessed individually for ECL. The Group has considered the consistently low historical default rate in connection with payments and concluded that credit risk inherent in the Group's other receivables and rental deposits are insignificant and no loss allowance was recognised.

Pledged bank deposits, bank balances and bills receivables

For pledged bank deposits, bank balances and bills receivables, the directors of the Company considered the probability of default is negligible on the basis of high-credit-rating issuers as such amounts were receivable from or placed in banks with high external credit rating of A or above, no loss allowance was recognised as amounts involved were considered as insignificant.

Liquidity risk

In the management of the liquidity risk, the Group monitors and maintains a level of cash and cash equivalents deemed adequate by the management of the Group to finance the Group's operations. The management of the Group also monitors the utilisation of borrowings and ensures compliance with loan covenants.

The following table details the Group's remaining contractual maturity for their non-derivative financial liabilities. The table has been drawn up based on the undiscounted cash flows of financial liabilities based on the earliest date on which the Group can be required to pay. The maturity date for other non-derivative financial liabilities is based on the agreed repayment dates.

The table includes both interest and principal cash flows. To the extent that interest flows are floating rate, the undiscounted amount is derived from current interest rate at the end of the reporting period.

38. 金融工具 (續)

b. 財務風險管理目標及政策 (續)

信貸風險及減值評估 (續)

貿易結餘 (包括貿易應收款項、來自同系附屬公司的貿易應收款項及合約資產) (續)

截至2024年12月31日止年度及截至2023年12月31日止九個月，貿易應收款項、來自同系附屬公司的貿易應收款項及合約資產個別進行評估，並會考慮財務背景及過往還款紀錄，包括各項貿易結餘的逾期日期及違約率以及毋須花費不必要成本或努力即可獲得的合理並有證據支持的前瞻性資料。估計虧損率乃根據債務人於預期年期的過往可觀察違約率估計，並按前瞻性資料調整。截至2024年12月31日止年度，該等貿易結餘按存續期預期信貸虧損評估（無信貸減值），而本集團計提信貸虧損撥備643,000港元（2023年12月31日：1,331,000港元）。於2024年12月31日，信貸虧損撥備為5,305,000港元（2023年12月31日：4,662,000港元）。

其他應收款項及租賃按金

其他應收款項及租賃按金28,137,000港元（2023年12月31日：4,758,000港元）乃就預期信貸虧損個別進行評估。本集團考慮到有關付款的歷史違約率一貫較低，故認為本集團其他應收款項及租賃按金的固有信貸風險並不重大，因而並未確認虧損撥備。

已抵押銀行存款、銀行結餘及應收票據

就已抵押銀行存款、銀行結餘及應收票據而言，本公司董事認為基於發行人擁有高信貸評級，違約的可能性屬微不足道，原因是有關應收款項來自於或存放於屬A級或以上的高外部信貸評級銀行，而且所涉金額並不重大，因此並未確認虧損撥備。

流動資金風險

為管理流動資金風險，本集團監察及維持本集團管理層視為適當的現金及現金等價物水平，從而為本集團營運撥資。本集團管理層亦監察借款的使用並確保遵守貸款契約。

下表詳述本集團就非衍生金融負債的餘下合約到期日。該表根據本集團可能須付款之最早日期之金融負債未貼現現金流量而編製。其他非衍生金融負債的到期日根據協定價還日期釐定。

該表包括利息及本金現金流量。倘利息流量為浮動利率，未貼現金額乃源自報告期末的即期利率。

NOTES TO THE CONSOLIDATED FINANCIAL STATEMENTS (CONT'D)

綜合財務報表附註 (續)

FOR THE YEAR ENDED 31 DECEMBER 2024 截至2024年12月31日止年度

38. FINANCIAL INSTRUMENTS (CONTINUED)

b. Financial risk management objectives and policies (continued)

Liquidity risk (continued)

Liquidity risk tables

| | | Weighted average effective interest rate 加權平均 實際利率 % | On demand or less than 3 months 按要求或 少於三個月 HK\$'000 千港元 | 3 months to 1 year 三個月至一年 HK\$'000 千港元 | 1 to 2 years 一至兩年 HK\$'000 千港元 | 2 to 5 years 兩至五年 HK\$'000 千港元 | Over 5 years 超過五年 HK\$'000 千港元 | Total undiscounted cash flows 未折現現金 流量總額 HK\$'000 千港元 | Carrying amounts 賬面值 HK\$'000 千港元 |
|---|----------------|--|---|--|---|---|---|---|---|
| 31 December 2024 | 2024年12月31日 | | | | | | | | |
| Non-derivative financial liabilities | 非衍生金融負債 | | | | | | | | |
| Trade and other payables | 貿易及其他應付款項 | N/A 不適用 | 1,277,107 | 194,518 | - | - | - | 1,471,625 | 1,471,625 |
| Lease liabilities | 租賃負債 | 4.50 | 7,661 | 17,250 | 17,588 | 14,270 | 5,113 | 61,882 | 56,362 |
| Bank borrowings (note) | 銀行借款 (附註) | 3.92 | 130,190 | 109,254 | 1,220 | 4,866 | - | 245,530 | 243,159 |
| Amount due to related companies | 應付關連公司的款項 | N/A 不適用 | 13,022 | - | - | - | - | 13,022 | 13,022 |
| Loans from related companies | 來自關連公司的貸款 | 3.00 | 501,510 | 645,962 | - | - | - | 1,147,472 | 1,147,472 |
| | | | 1,929,490 | 966,984 | 18,808 | 19,136 | 5,113 | 2,939,531 | 2,931,640 |
| 31 December 2023 | 2023年12月31日 | | | | | | | | |
| Derivative financial liabilities | 衍生金融負債 | | | | | | | | |
| Derivative financial instrument | 衍生金融工具 | N/A 不適用 | 5,088 | - | - | - | - | 5,088 | 5,088 |
| Non-derivative financial liabilities | 非衍生金融負債 | | | | | | | | |
| Trade and other payables | 貿易及其他應付款項 | N/A 不適用 | 1,472,641 | 58,635 | - | - | - | 1,531,276 | 1,531,276 |
| Lease liabilities | 租賃負債 | 4.72 | 3,514 | 22,400 | 20,792 | 23,655 | 845 | 71,206 | 65,017 |
| Bank borrowings (note) | 銀行借款 (附註) | 3.82 | 377,425 | 794,961 | 44,845 | 50,457 | - | 1,267,688 | 1,246,575 |
| Amount due to related companies | 應付關連公司的款項 | N/A 不適用 | 6,215 | - | - | - | - | 6,215 | 6,215 |
| Loans from related companies | 來自關連公司的貸款 | 3.46 | 607,733 | 598,403 | 513,200 | - | - | 1,719,156 | 1,671,076 |
| | | | 2,472,616 | 1,474,399 | 578,657 | 74,112 | 845 | 4,600,629 | 4,525,247 |

Bank borrowings with a repayment on demand clause are included in the "on demand or less than 3 months" time band in the above maturity analysis. As at 31 December 2024, the aggregate carrying amounts of these bank borrowings amounted to HK\$64,895,000 (31 December 2023: Nil). Taking into account the Group's financial position, the directors of the Company do not believe that it is probable that the banks will exercise their discretionary rights to demand immediate repayment. The directors of the Company believe that such bank borrowings will be repaid within 1 year (31 December 2023: nil) after the end of the reporting period in accordance with the scheduled repayment dates set out in the loan agreements and the aggregate principal and interest cash outflows according to the scheduled repayment dates are set out as follows:

| | | Weighted average effective interest rate 加權平均 實際利率 % | On demand or less than 3 months 按要求或 少於三個月 HK\$'000 千港元 | 3 months to 1 year 三個月至一年 HK\$'000 千港元 | 1 to 2 years 一至兩年 HK\$'000 千港元 | 2 to 5 years 兩至五年 HK\$'000 千港元 | Total undiscounted cash flows 未折現現金 流量總額 HK\$'000 千港元 | Carrying amounts 賬面值 HK\$'000 千港元 |
|---------------------|--------------|--|---|--|---|---|---|---|
| Bank borrowings | 銀行借款 | | | | | | | |
| At 31 December 2024 | 於2024年12月31日 | 5.84 | 64,895 | - | - | - | 64,895 | 64,895 |
| At 31 December 2023 | 於2023年12月31日 | - | - | - | - | - | - | - |

38. 金融工具 (續)

b. 財務風險管理目標及政策 (續)

流動資金風險 (續)

流動資金風險表

附有按要求償還條款的銀行借款於上述到期日分析計入「按要求或少於三個月」的時間範圍。於2024年12月31日，該等銀行借款的賬面總額為64,895,000港元（2023年12月31日：零）。經計及本集團的財務狀況，本公司董事相信，銀行不大可能行使其酌情權以要求立即還款。本公司董事相信，根據貸款協議所載預定還款日期，有關銀行借款將於報告期結束後一年內（2023年12月31日：無）償還，而根據預定還款日期作出的本金及利息現金流出總額如下：

NOTES TO THE CONSOLIDATED FINANCIAL STATEMENTS (CONT'D)

綜合財務報表附註 (續)

FOR THE YEAR ENDED 31 DECEMBER 2024 截至2024年12月31日止年度

38. FINANCIAL INSTRUMENTS (CONTINUED)

c. Fair value measured of financial instruments

Fair value of financial assets and liabilities that are measured at fair value on a recurring basis

Some financial assets and liabilities are measured at fair value at the end of each reporting period. The following table gives information about how the fair values of these financial assets and liabilities are determined (in particular, the valuation techniques and inputs used), as well as the level of the fair value hierarchy into which the fair value measurements are categorised (Levels 1 to 3) based on the degree to which the inputs to the fair value measurements is observable.

| | | Fair value at 於以下日期的公平值 | | Fair value hierarchy 公平值層級 | Valuation techniques and key inputs 估值技術及主要輸入數據 |
|---------------------------------|-------------|-------------------------------|-------------------------------|----------------------------------|--|
| | | 31.12.2024 HK\$'000 千港元 | 31.12.2023 HK\$'000 千港元 | | |
| Financial assets | 金融資產 | | | | |
| Derivative financial instrument | | 10,231 | – | Level 2 | Discounting the contractual forward price and deducting the current forward rate |
| 衍生金融工具 | | | | 第二級 | 貼現合約遠期價格並扣除當前的遠期匯率 |
| Financial liabilities | 金融負債 | | | | |
| Derivative financial instrument | | – | 5,088 | Level 2 | Discounting the contractual forward price and deducting the current forward rate |
| 衍生金融工具 | | | | 第二級 | 貼現合約遠期價格並扣除當前的遠期匯率 |

There were no transfers between Level 1, Level 2 and Level 3 during the year ended 31 December 2024 and nine months ended 31 December 2023.

Fair value of financial assets and liabilities that are not measured at fair value on a recurring basis

The directors of the Company consider that the carrying amounts of other financial assets and financial liabilities recorded at amortised cost approximate to their fair values.

38. 金融工具 (續)

c. 公平值計量金融工具

按公平值經常性計量的金融資產及負債的公平值

於各報告期末，部分金融資產及負債乃按公平值計量。下表列示如何釐定該等金融資產及負債的公平值的資料（尤其是所使用的估值技術及輸入數據），以及公平值計量所屬的公平值等級架構級別（第一級至三級）基於公平值計量輸入數據的可觀察程度分類。

截至2024年12月31日止年度及截至2023年12月31日止九個月，第一級、第二級及第三級之間並無轉換。

並非按公平值經常性計量的金融資產及負債的公平值

本公司董事認為，按攤銷成本列賬的其他金融資產及金融負債之賬面值與其公平值相若。

NOTES TO THE CONSOLIDATED FINANCIAL STATEMENTS (CONT'D)

綜合財務報表附註 (續)

FOR THE YEAR ENDED 31 DECEMBER 2024 截至2024年12月31日止年度

39. RECONCILIATION OF LIABILITIES ARISING FROM FINANCING ACTIVITIES

The table below details changes in the Group's liabilities arising from financing activities, including both cash and non-cash changes. Liabilities arising from financing activities are those for which cash flows were, or future cash flows will be, classified in the Group's consolidated statement of cash flows as cash flows from financing activities.

39. 融資活動所產生負債之對賬

下表詳列本集團融資活動(包括現金及非現金變動)所產生之負債。融資活動所產生負債指現金流量曾經或未來現金流量將在本集團綜合現金流量表內分類為融資活動現金流量之負債。

| | | Loans from related companies 來自關連 公司的貸款 (note 27) (附註27) HK\$'000 千港元 | Amount due to related companies 應付關連 公司的款項 (note 27) (附註27) HK\$'000 千港元 | Derivative financial liabilities 衍生金融負債 HK\$'000 千港元 | Bank borrowings 銀行借款 (note 26) (附註26) HK\$'000 千港元 | Dividend payable 應付股息 HK\$'000 千港元 | Lease liabilities 租賃負債 (note 25) (附註25) HK\$'000 千港元 | Total 總計 HK\$'000 千港元 |
|---------------------------------------|-----------------|---|--|---|--|--|--|--------------------------------|
| At 1 April 2023 | 於2023年4月1日 | 1,964,184 | 508,328 | - | 1,348,070 | - | 68,880 | 3,889,462 |
| Financing cash flows | 融資現金流量 | (304,570) | (493,369) | - | (140,452) | (9,730) | (19,463) | (967,584) |
| Finance costs recognised (note 9) | 確認融資成本 (附註9) | 54,129 | - | - | 32,109 | - | 2,341 | 88,579 |
| Dividends declared (note 14) | 已宣派股息 (附註14) | - | - | - | - | 24,325 | - | 24,325 |
| Fair value change (note 8) | 公平值變動 (附註8) | - | - | 5,177 | - | - | - | 5,177 |
| New lease entered | 已訂立的新租賃 | - | - | - | - | - | 15,359 | 15,359 |
| Exchange realignment | 匯兌調整 | (42,667) | (8,744) | (89) | 6,848 | - | (2,100) | (46,752) |
| At 31 December 2023 | 於2023年12月31日 | 1,671,076 | 6,215 | 5,088 | 1,246,575 | 14,595 | 65,017 | 3,008,566 |
| Financing cash flows | 融資現金流量 | (566,479) | 7,216 | - | (1,006,031) | (47,687) | (26,179) | (1,639,160) |
| Finance costs recognised (note 9) | 確認融資成本 (附註9) | 50,050 | - | - | 20,135 | - | 3,058 | 73,243 |
| Dividends declared (note 14) | 已宣派股息 (附註14) | - | - | - | - | 33,092 | - | 33,092 |
| Fair value change (note 8) | 公平值變動 (附註8) | - | - | (5,088) | - | - | - | (5,088) |
| Acquisition of a subsidiary (note 40) | 收購一間附屬公司 (附註40) | - | - | - | 7,915 | - | - | 7,915 |
| New lease entered | 已訂立的新租賃 | - | - | - | - | - | 17,341 | 17,341 |
| Exchange realignment | 匯兌調整 | (7,175) | (409) | - | (25,435) | - | (2,875) | (35,894) |
| At 31 December 2024 | 於2024年12月31日 | 1,147,472 | 13,022 | - | 243,159 | - | 56,362 | 1,460,015 |

NOTES TO THE CONSOLIDATED FINANCIAL STATEMENTS (CONT'D)

綜合財務報表附註 (續)

FOR THE YEAR ENDED 31 DECEMBER 2024 截至2024年12月31日止年度

40. ACQUISITION OF A SUBSIDIARY

On 17 July 2024, a wholly-owned subsidiary, Time Interconnect (HK) Limited ("Time HK"), entered into a capital increase agreement with Cosmic M.E. Inc. ("CME"), a limited liability company established in Japan, to inject JPY80,000,000 (equivalent to approximately HK\$3,922,000) in cash as capital contribution into CME, accordingly the Group held 71.43% of equity interest in CME. Completion of the capital injection took place on 8 July 2024 and the acquisition was satisfied by the issue of 500 new shares of the Company. The principal activity of CME is provision of developing, manufacturing and selling of electronic medical instruments and other medical equipment and devices.

Upon completion of the acquisition, the Group is regarded as having control over CME. As such, CME is accounted for as non-wholly owned subsidiary of the Company, and the financial results of CME is consolidated into the results of the Group. A gain on bargain purchase of approximately HK\$397,000 was recorded in the consolidated statement of comprehensive income, as a result of the difference between the fair value of the consideration paid and payable, and the fair value of the net assets acquired, which are the fair value of the identifiable assets acquired and liabilities assumed to their values with reference to the valuation report prepared by RHL Appraisal Limited, an independent qualified professional valuer not connected to the Group.

Acquisition-related cost to HK\$2,522,000 have been excluded from the consideration transferred and have been recognised as an expense in the current year and included in "professional fees and cost relating to acquisition of business" line item in the consolidated statement of profit or loss and other comprehensive income.

The fair values of the net assets acquired in the Acquisition are as follows:

| | | HK\$'000 千港元 |
|---|-----------------|-----------------|
| Net assets acquired: | 已收購資產淨值： | |
| Property, plant and equipment (note 15) | 物業、廠房及設備 (附註15) | 1,342 |
| Intangible asset (note 17) | 無形資產 (附註17) | 495 |
| Inventories | 存貨 | 11,171 |
| Deferred tax assets (note 28) | 遞延稅項資產 (附註28) | 776 |
| Trade and other receivable | 貿易及其他應收款項 | 3,414 |
| Bank balance and cash | 銀行結餘及現金 | 467 |
| Trade and other payables | 貿易及其他應付款項 | (7,154) |
| Bank borrowings | 銀行借款 | (7,915) |
| Deferred tax liabilities (note 28) | 遞延稅項負債 (附註28) | (472) |
| Net identifiable assets acquired | 已收購可識別資產淨值 | 2,124 |
| Less: non-controlling interests | 減：非控股權益 | (1,727) |
| Less: gain on bargain purchase | 減：議價收購收益 | (397) |
| Consideration transferred | 已轉撥代價 | — |

40. 收購一間附屬公司

於2024年7月17日，全資附屬公司匯聚工業（香港）有限公司（「匯聚香港」）與Cosmic M.E. Inc.（「CME」，一間於日本成立之有限公司）訂立增資協議，以現金注資方式向CME注入80,000,000日圓（相當於約3,922,000港元），本集團因而持有CME 71.43%股權。注資已於2024年7月8日完成，而收購事項以發行500股本公司新股份償付。CME的主要業務為開發、生產及銷售電子醫療儀器及其他醫療設備和器材。

完成收購事項後，本集團被視為已獲得CME的控制權。因此，CME作為本公司的非全資附屬公司入賬，而CME的財務業績綜合計入本集團的業績內。於綜合全面收益表中錄得約397,000港元的議價購買收益，乃由於已付及應付代價的公平值與已收購資產淨值的公平值（即已收購可識別資產及所承擔負債相對於其價值的公平值，並參考與本集團並無關連的獨立合資格估值師永利行評估顧問有限公司出具的估值報告）之間存在差額。

收購事項相關成本約2,522,000港元並無計入已轉撥代價，並已確認為本年度開支及計入綜合損益及其他全面收益表「有關收購業務的專業費用及成本」項目中。

於收購事項中已收購資產淨值的公平值如下：

NOTES TO THE CONSOLIDATED FINANCIAL STATEMENTS (CONT'D)
綜合財務報表附註 (續)

FOR THE YEAR ENDED 31 DECEMBER 2024 截至2024年12月31日止年度

40. ACQUISITION OF A SUBSIDIARY (CONTINUED)

The fair value of acquired trade and other receivables of CME at the date of acquisition amounted to approximately HK\$3,414,000 which approximates to the gross contractual amounts. Based on the best estimate at acquisition date, the contractual cash flows are expected to be fully collected.

The non-controlling interests in CME of approximately HK\$1,728,000 recognised at the acquisition date was measured with reference to the non-controlling interests' proportionate share of the fair value of net assets of CME at that date.

Net cash inflow from acquisition:

| | | HK\$'000 千港元 |
|--|-----------------|-----------------|
| Cash consideration | 現金代價 | — |
| Add: cash and cash equivalent balances acquired | 加：已收購現金及現金等價物結餘 | 467 |
| Net cash inflow from acquisition | 來自收購的淨現金流入 | 467 |

Since the acquisition, CME has contributed revenue of approximately HK\$6,421,000 to the Group's turnover and loss of approximately HK\$2,486,000 to the Group's loss for the year. Had the acquisition been completed on 1 January 2024, the consolidated pro forma revenue and loss for the year ended 31 December 2024 would have been approximately HK\$18,875,000 and loss of approximately HK\$3,555,000 respectively.

The proforma information is for illustrative purposes only and is not necessarily an indication of the total revenue and loss after tax of the Group that actually would have been achieved had the acquisition been taken place at the beginning of the year, nor is intended to be a projection of future results.

40. 收購一間附屬公司 (續)

所收購CME貿易及其他應收款項於收購日期的公平值約為3,414,000港元，其與合約總金額相若。根據收購日期的最佳估算，合約現金流量預期可全數收回。

於收購日期確認的CME非控股權益約1,728,000港元乃經參考按該等非控股權益佔該日CME資產淨值之公平值比例計算得出。

來自收購的淨現金流入：

| | HK\$'000 千港元 |
|--|-----------------|
| | — |
| | 467 |
| | 467 |

自收購以來，CME已於年內為本集團的營業額貢獻收益約6,421,000港元，並為本集團帶來約2,486,000港元虧損。倘收購於2024年1月1日完成，截至2024年12月31日止年度的綜合備考收益及虧損將分別約港幣18,875,000元及虧損約港幣3,555,000元。

備考資料僅供參考用途，並不一定反映倘收購於年初完成後本集團實際可錄得的除稅後總收益及虧損，亦不應被視作未來業績的預測。

FINANCIAL SUMMARY

財務概要

RESULTS

業績

| | | For the year ended 31.3 | | | For the nine months ended 31.12 | For the year ended 31.12 |
|----------------------------|--------|-------------------------|-----------|-----------|---------------------------------|--------------------------|
| | | 截至3月31日止年度 | | | 截至12月31日止九個月 | 截至12月31日止年度 |
| | | 2021 | 2022 | 2023 | 2023 | 2024 |
| | | HK\$'000 | HK\$'000 | HK\$'000 | HK\$'000 | HK\$'000 |
| | | 千港元 | 千港元 | 千港元 | 千港元 | 千港元 |
| Revenue | 收益 | 3,008,019 | 3,590,117 | 5,764,839 | 4,826,252 | 7,388,751 |
| Profit before taxation | 除稅前溢利 | 268,111 | 232,855 | 256,240 | 342,463 | 535,731 |
| Taxation | 稅項 | (41,480) | (64,582) | (40,354) | (64,856) | (85,230) |
| Profit for the year/period | 年／期內溢利 | 226,631 | 168,273 | 215,886 | 277,607 | 450,501 |

ASSETS AND LIABILITIES

資產及負債

| | | At 31.3 | | | At 31.12 | |
|-------------------|------|-------------|-------------|-------------|-------------|-------------|
| | | 於3月31日 | | | 於12月31日 | |
| | | 2021 | 2022 | 2023 | 2023 | 2024 |
| | | HK\$'000 | HK\$'000 | HK\$'000 | HK\$'000 | HK\$'000 |
| | | 千港元 | 千港元 | 千港元 | 千港元 | 千港元 |
| Total assets | 總資產 | 2,598,964 | 3,182,762 | 6,106,964 | 6,162,460 | 5,028,209 |
| Total liabilities | 總負債 | (1,734,563) | (2,119,317) | (4,962,894) | (4,789,449) | (3,249,161) |
| Net assets | 資產淨值 | 864,401 | 1,063,445 | 1,144,070 | 1,373,011 | 1,779,048 |



匯聚科技有限公司
TIME Interconnect Technology Limited



MIX
Paper | Supporting
responsible forestry
FSC® C008061